



US00D379102S

United States Patent [19]

Brummer

[11] Patent Number: **Des. 379,102**

[45] Date of Patent: ****May 6, 1997**

[54] **DINOSAUR DESIGN**

[76] Inventor: **Daryl J. Brummer**, 1704 W. Shore Dr.,
Delafield, Wis. 53018

[**] Term: **14 Years**

[21] Appl. No.: **29,448**

[22] Filed: **Oct. 6, 1994**

[51] LOC (6) Cl. **21-01**

[52] U.S. Cl. **D21/148; D21/154**

[58] Field of Search **D21/148-163;**
446/71, 72, 97-100, 268-269, 279, 289-291,
369, 376, 392, 487, 74

[56] **References Cited**

U.S. PATENT DOCUMENTS

D. 138,798	9/1944	Bunnell	D21/149
D. 247,053	1/1978	Dawson	D21/148
D. 281,261	11/1985	Stubbmann	D21/74
D. 301,724	6/1989	Tohl	D21/74
D. 326,125	5/1992	McCourtney	D21/148
D. 342,480	12/1993	Patukonis	D21/148

D. 348,157	6/1994	Amburgey et al.	D21/74
D. 352,531	11/1994	Rouille	D21/148
1,731,926	10/1929	Hitchcock	D21/162

OTHER PUBLICATIONS

Playthings, May 5, 1980 p. 56 Dinosaur, top right.

Primary Examiner—Sandra L. Morris

Attorney, Agent, or Firm—Andrus, Sceales, Starke & Sawall

[57] **CLAIM**

The ornamental design for a dinosaur design, as shown and described.

DESCRIPTION

FIG. 1 is an isometric view of the dinosaur design, showing my new design;

FIG. 2 is a top plan view thereof;

FIG. 3 is a side view thereof, the broken line showing of the rocker is for illustrative purposes only, and forms no part of the claimed design;

FIG. 4 is a front elevational view thereof; and,

FIG. 5 is a rear elevational view thereof.

1 Claim, 3 Drawing Sheets




FIG. 1


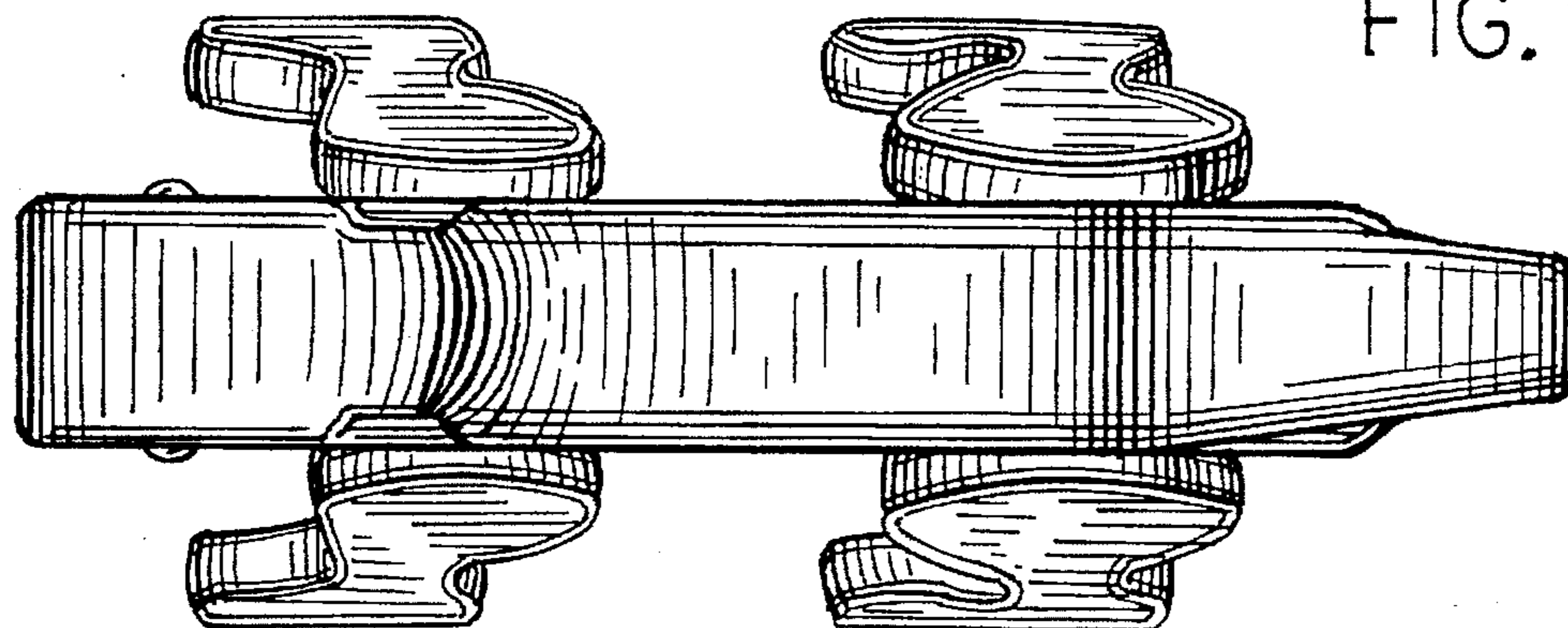


FIG. 2



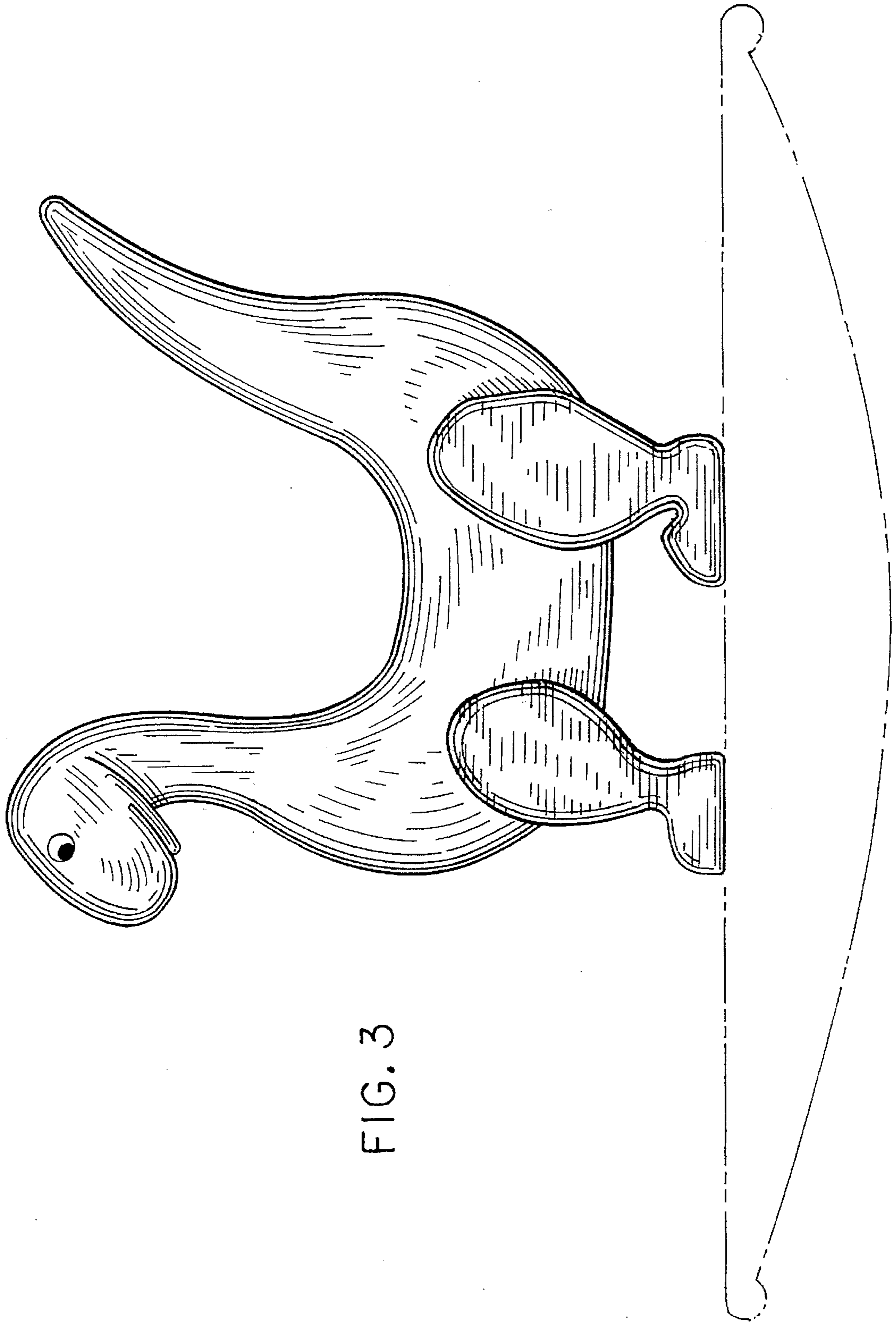


FIG. 3

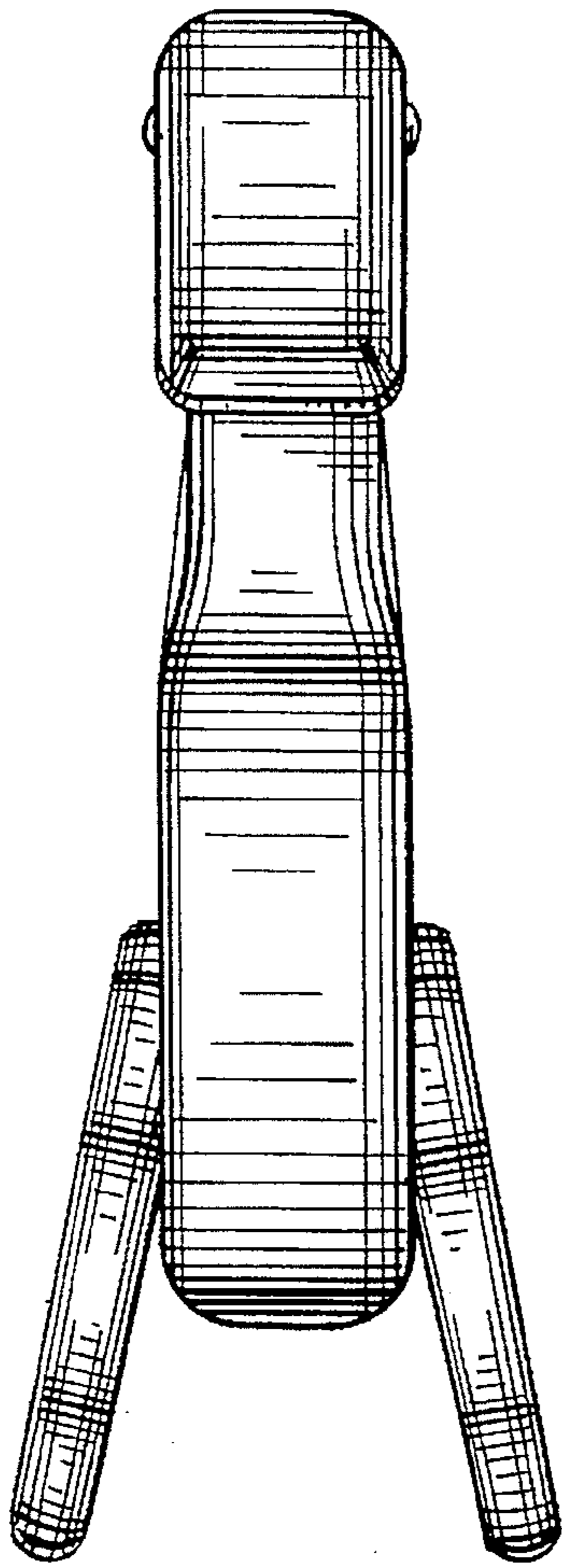


FIG. 4

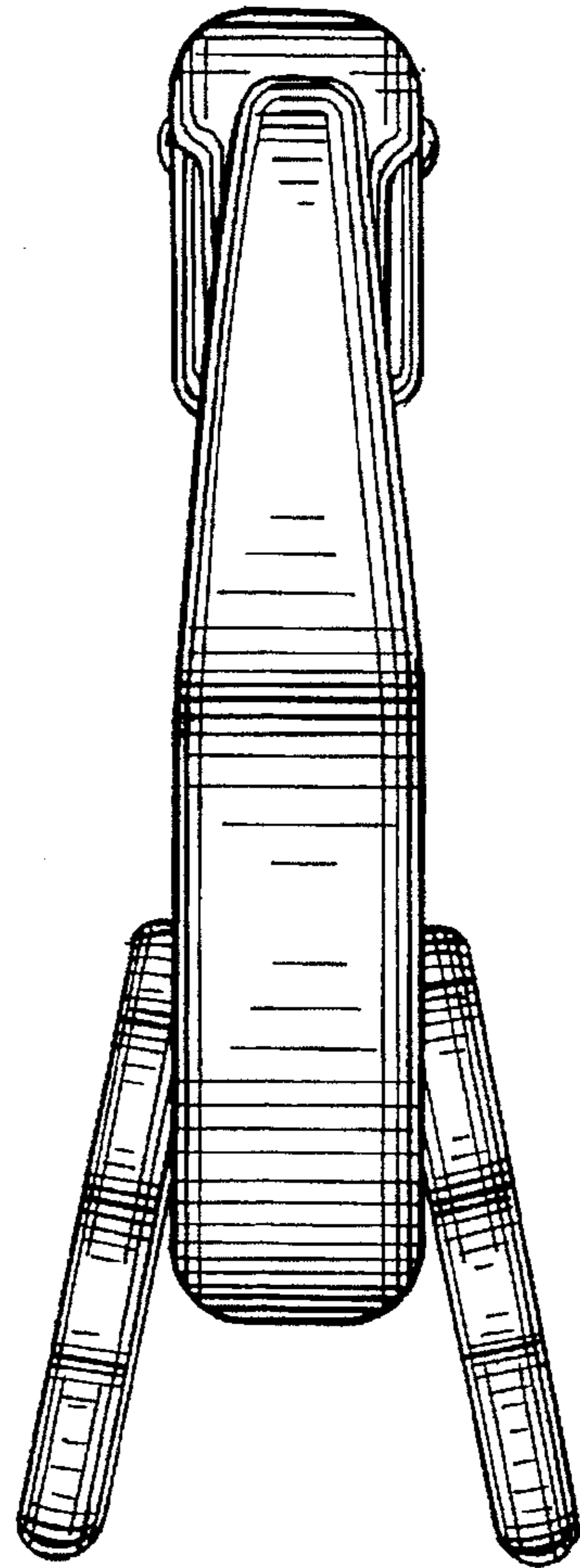


FIG. 5