



US00D379100S

United States Patent [19]

McAuley et al.

[11] Patent Number: **Des. 379,100**

[45] Date of Patent: ****May 6, 1997**

[54] **FINGER RING TAG**

[75] Inventors: **William A. McAuley, Lincoln; Paul R. Stubblefield, Pawtucket, both of R.I.**

[73] Assignees: **K & M Associates, Providence; Display Creations, Inc., Pawtucket, both of R.I.**

[**] Term: **14 Years**

[21] Appl. No.: **43,608**

[22] Filed: **Sep. 7, 1995**

D. 89,284	2/1933	Mahnk	D20/28
D. 107,568	12/1937	Walker	D20/22 X
D. 228,478	9/1973	Yonai	D20/22
D. 363,087	10/1995	McAuley	D20/22
659,199	10/1900	Anderton	40/639
1,991,673	2/1935	Home	40/633

Primary Examiner—Susan J. Lucas
Assistant Examiner—Cynthia E. Ramirez
Attorney, Agent, or Firm—Salter & Michaelson

[57] CLAIM

The ornamental design for a finger ring tag, as shown and described.

DESCRIPTION

FIG. 1 is a perspective view of a finger ring tag showing our new design;
FIG. 2 is a front elevational view thereof;
FIG. 3 is a rear elevational view thereof;
FIG. 4 is a side elevational view thereof looking from the right with respect to FIG. 1;
FIG. 5 is a side elevational view thereof looking from the left with respect to FIG. 1;
Fig. 6 is a top plan view thereof; and
FIG. 7 is a bottom plan view thereof.
The broken lines showing are for illustrative purposes only and form no part of the claimed design.

Related U.S. Application Data

[63] Continuation-in-part of Ser. No. 32,208, Dec. 14, 1994, Pat. No. Des. 363,087.

[51] **LOC (6) Cl.** **19-08**

[52] **U.S. Cl.** **D20/22**


[58] **Field of Search** D20/22, 23, 26, D20/27, 28, 29, 40, 41, 42, 43; 40/639, 641, 642, 644, 645, 646, 647, 650, 651, 633, 664

[56] References Cited

U.S. PATENT DOCUMENTS

D. 59,194 10/1921 Collins D20/22

1 Claim, 2 Drawing Sheets






FIG. 1




FIG. 3




FIG. 2



FIG. 4

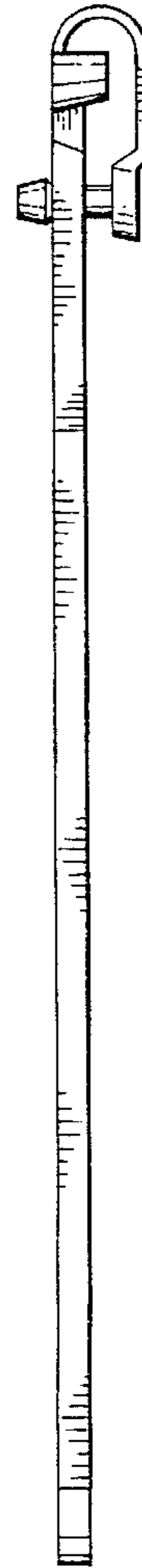


FIG. 5

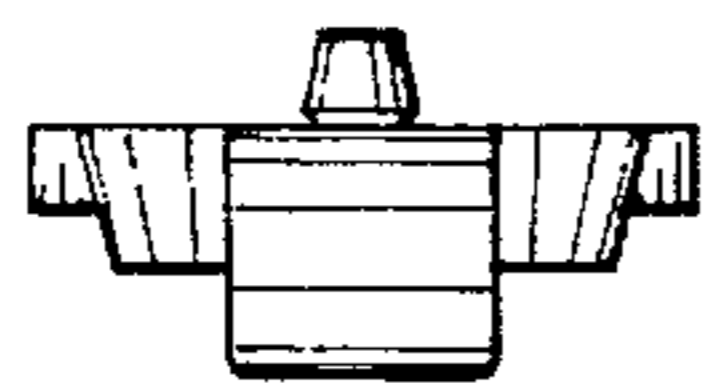


FIG. 6

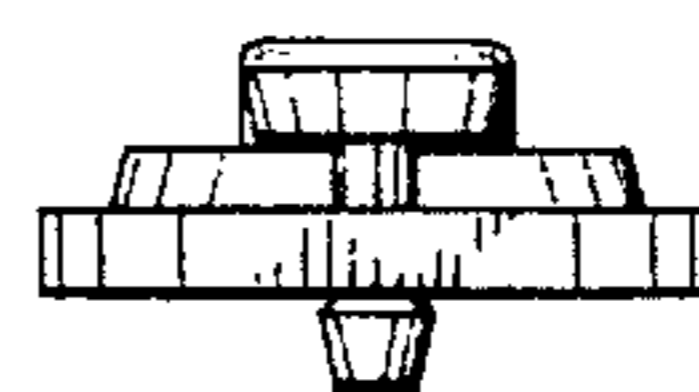


FIG. 7