

US00D379084S

United States Patent [19]

Hellhake et al.

[11] Patent Number: **Des. 379,084**

[45] Date of Patent: ****May 6, 1997**

[54] VEHICLE CABINET

[75] Inventors: **Ferdinand F. Hellhake**, Beaverton;
Mark S. Hurayt, Aloha; **Joachim Paschke**, Portland, all of Oreg.

[73] Assignee: **Freightliner Corporation**, Portland, Oreg.

[**] Term: **14 Years**

[21] Appl. No.: **53,271**

[22] Filed: **Apr. 16, 1996**

[51] LOC (6) Cl. **12-16**

[52] U.S. Cl. **D12/424; D12/415; D12/423**

[58] Field of Search **D12/420-426;**
296/24.1, 37.1, 37.6, 37.8, 37.13-37.16;
224/402, 543, 542; 312/213, 7.2, 342, 326,
223.1, 237; D9/432; D3/201, 272; D6/446,
436, 466, 445

[56] References Cited

U.S. PATENT DOCUMENTS

D. 38,063	6/1906	Burr	D6/445
D. 60,108	12/1921	Romadka	D3/272
D. 125,292	2/1941	Shell	D6/436
D. 204,502	4/1966	Latham et al.	D9/432
D. 324,303	3/1992	Miller	D12/424
D. 328,085	7/1992	Harry	D12/424
D. 329,541	9/1992	Giblet	D3/272
D. 362,838	10/1995	Price	D12/424
D. 368,604	4/1996	Gotham et al.	D6/436
3,773,378	11/1973	Lewis	224/402
4,927,200	5/1990	Wilkins	296/37.8

FOREIGN PATENT DOCUMENTS

2951980	7/1981	Germany	296/37.14
403276832	12/1991	Japan	296/37.8
217433	6/1924	United Kingdom	296/37.1

Primary Examiner—Louis S. Zarfes
Assistant Examiner—Gregory Andoll
Attorney, Agent, or Firm—Klarquist Sparkman Campbell
Leigh & Winston

[57] CLAIM

The ornamental design for a vehicle cabinet, as shown and described.

DESCRIPTION

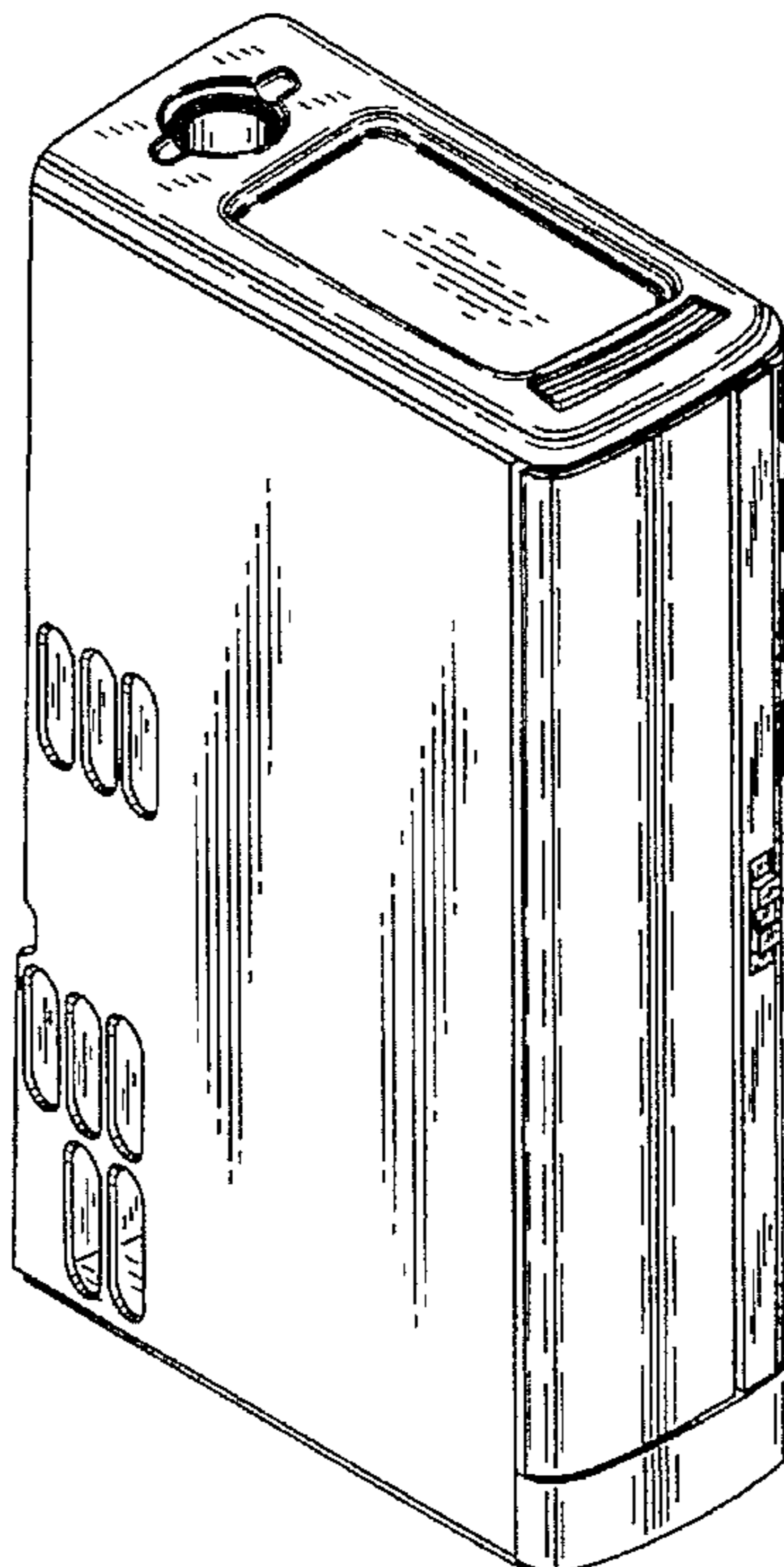
FIG. 1 is a perspective view of the first embodiment of the vehicle cabinet of the present invention looking from the upper left;

FIG. 2 is a perspective view of the vehicle cabinet exterior surface of the present invention looking from the upper right in this figure;

FIG. 3 is a perspective view of an alternative embodiment of the vehicle cabinet exterior surface of the present invention with the latch mechanism shown at the opposite side of the door from that of FIG. 1 so that the door opens in the opposite direction from the door of the embodiment of FIG. 1 and,

FIG. 4 is a perspective view of the vehicle cabinet exterior surface of FIG. 3 looking from the upper right in this figure. The rear and bottom of the vehicle cabinet are plain and unornamented and form no part of the claimed design.

1 Claim, 2 Drawing Sheets






FIG. 1

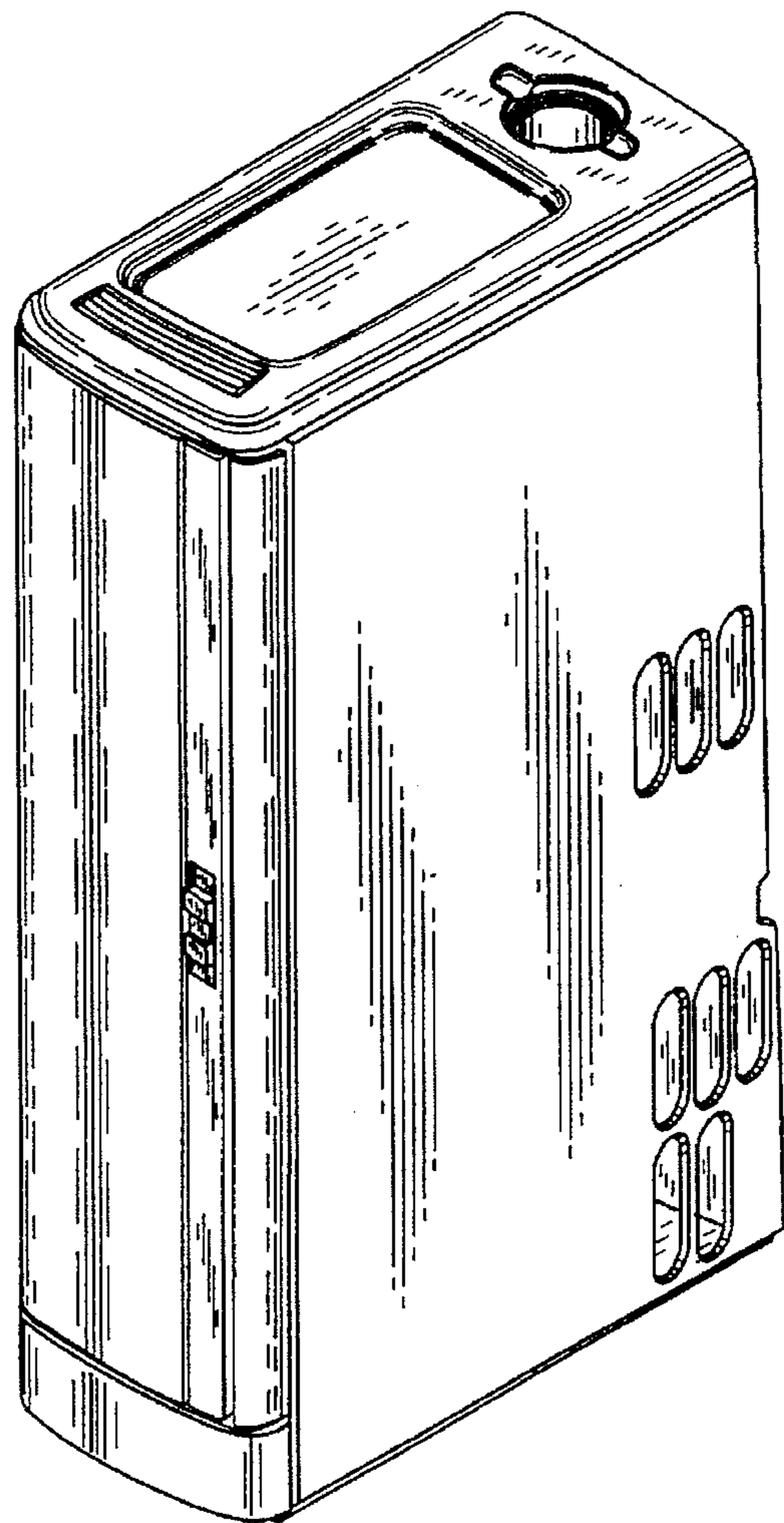


FIG. 2

FIG. 3

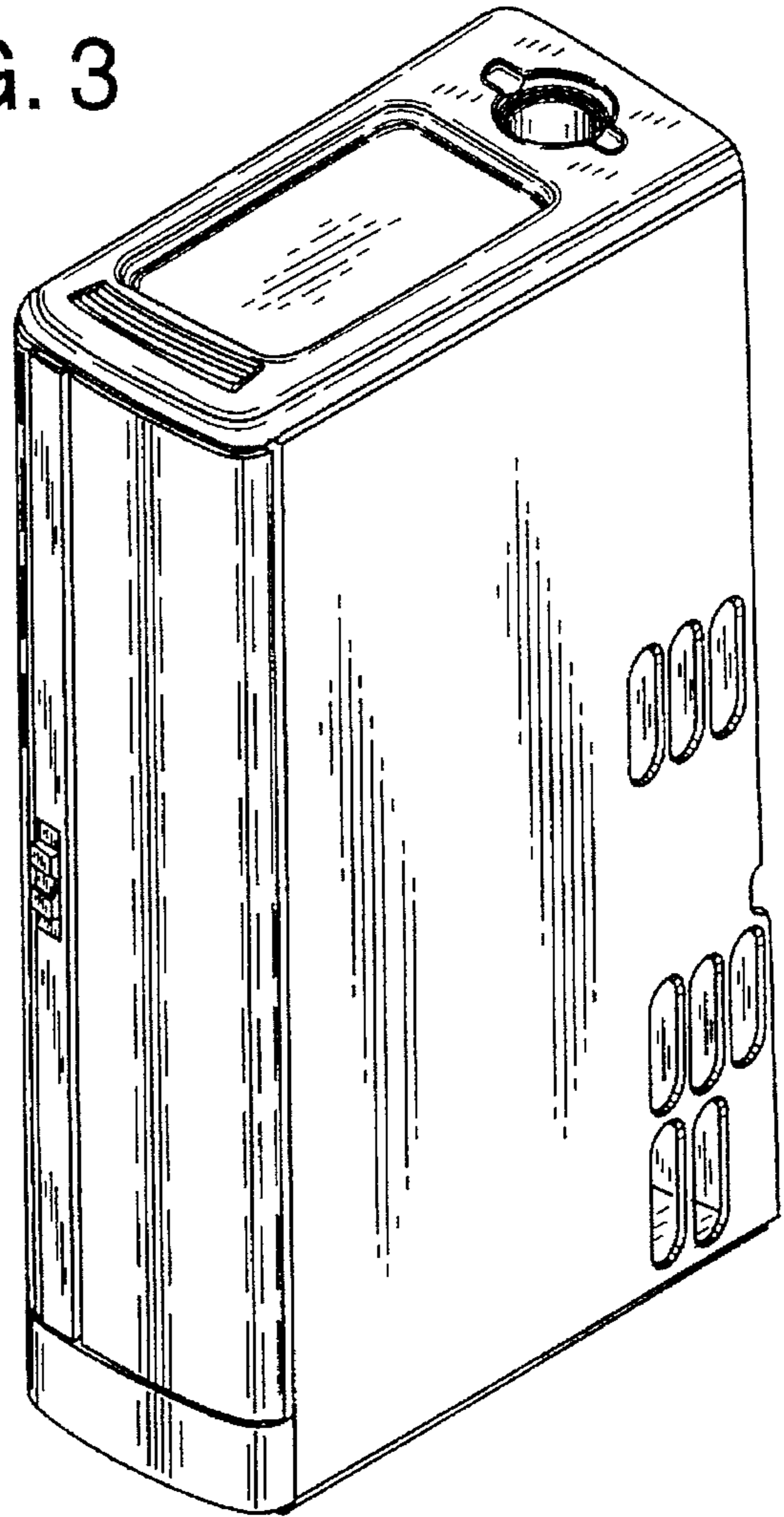


FIG. 4

