



US00D379053S

**United States Patent** [19]  
**Howard**

[11] **Patent Number: Des. 379,053**  
[45] **Date of Patent: \*\*May 6, 1997**

[54] **LOCK-NUT WRENCH**

5,216,941 6/1993 Kolvereid ..... 81/176.15 X  
5,524,511 6/1996 Taka's ..... 81/176.15

[76] **Inventor: James B. Howard**, 10531 Main Cross  
St., Whitesville, Ky. 42378

*Primary Examiner*—Terry A. Wallace  
*Attorney, Agent, or Firm*—Donald A. Kettlestrings

[\*\*] **Term: 14 Years**

[57] **CLAIM**

[21] **Appl. No.: 46,903**

The ornamental design for the lock-nut wrench, as shown  
and described.

[22] **Filed: Nov. 20, 1995**

**DESCRIPTION**

[51] **LOC (6) Cl. .... 08-05**

[52] **U.S. Cl. .... D8/21**

[58] **Field of Search .... D8/21-28; 81/119,**  
81/120, 125.1, 186, 176.15, 176.2

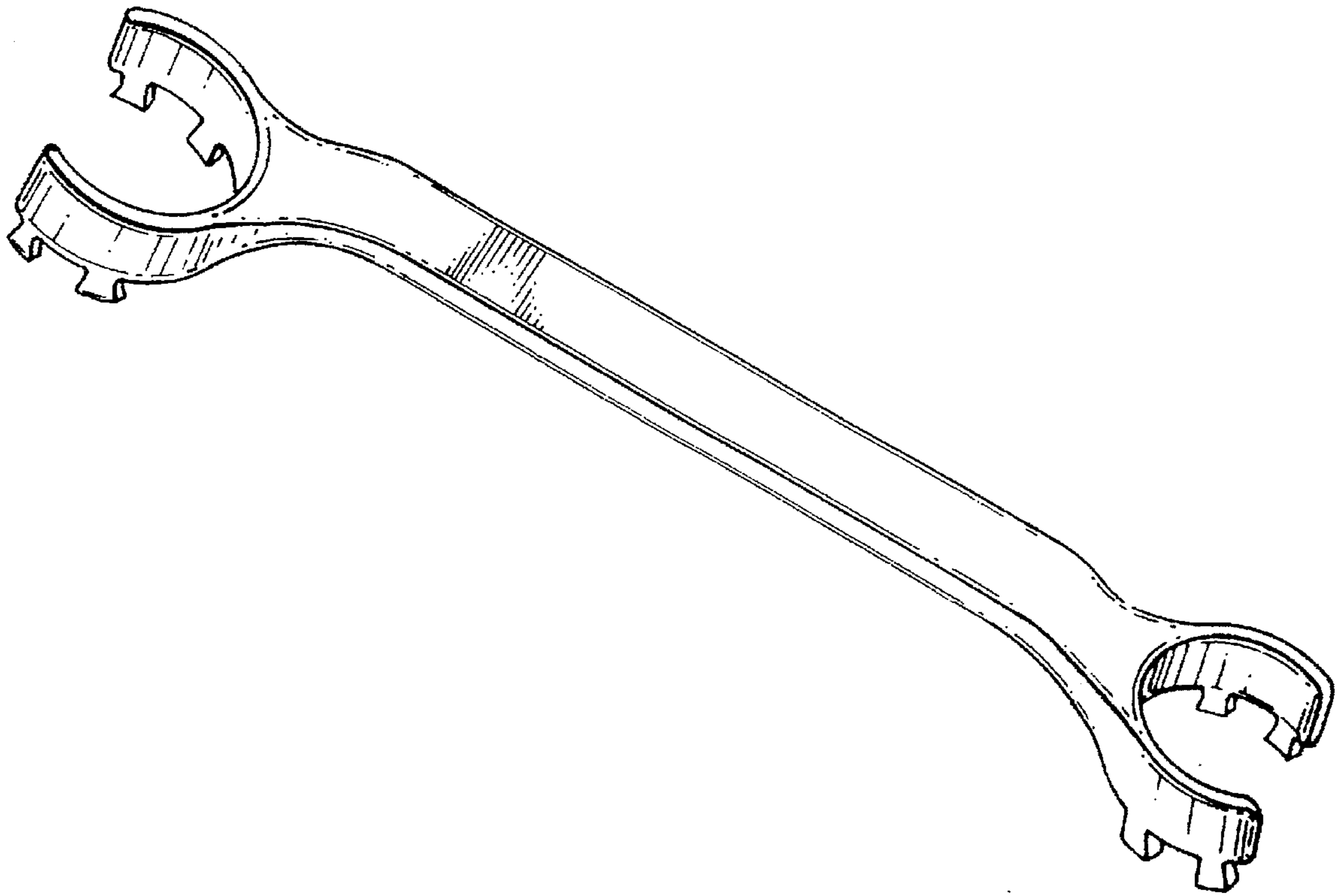
FIG. 1 is a perspective view of the lock-nut wrench;  
FIG. 2 is a front elevation view of the lock-nut wrench;  
FIG. 3 is a rear elevation view of the lock-nut wrench;  
FIG. 4 is a top plan view of the lock-nut wrench;  
FIG. 5 is a bottom plan view of the lock-nut wrench;  
FIG. 6 is a left end view of the lock-nut wrench; and,  
FIG. 7 is a right end view of the lock-nut wrench.

[56] **References Cited**

**U.S. PATENT DOCUMENTS**

D. 363,010 10/1995 Parsons ..... D8/28  
1,058,295 4/1913 Faucher .  
4,848,195 7/1989 Hockenbery .

**1 Claim, 2 Drawing Sheets**



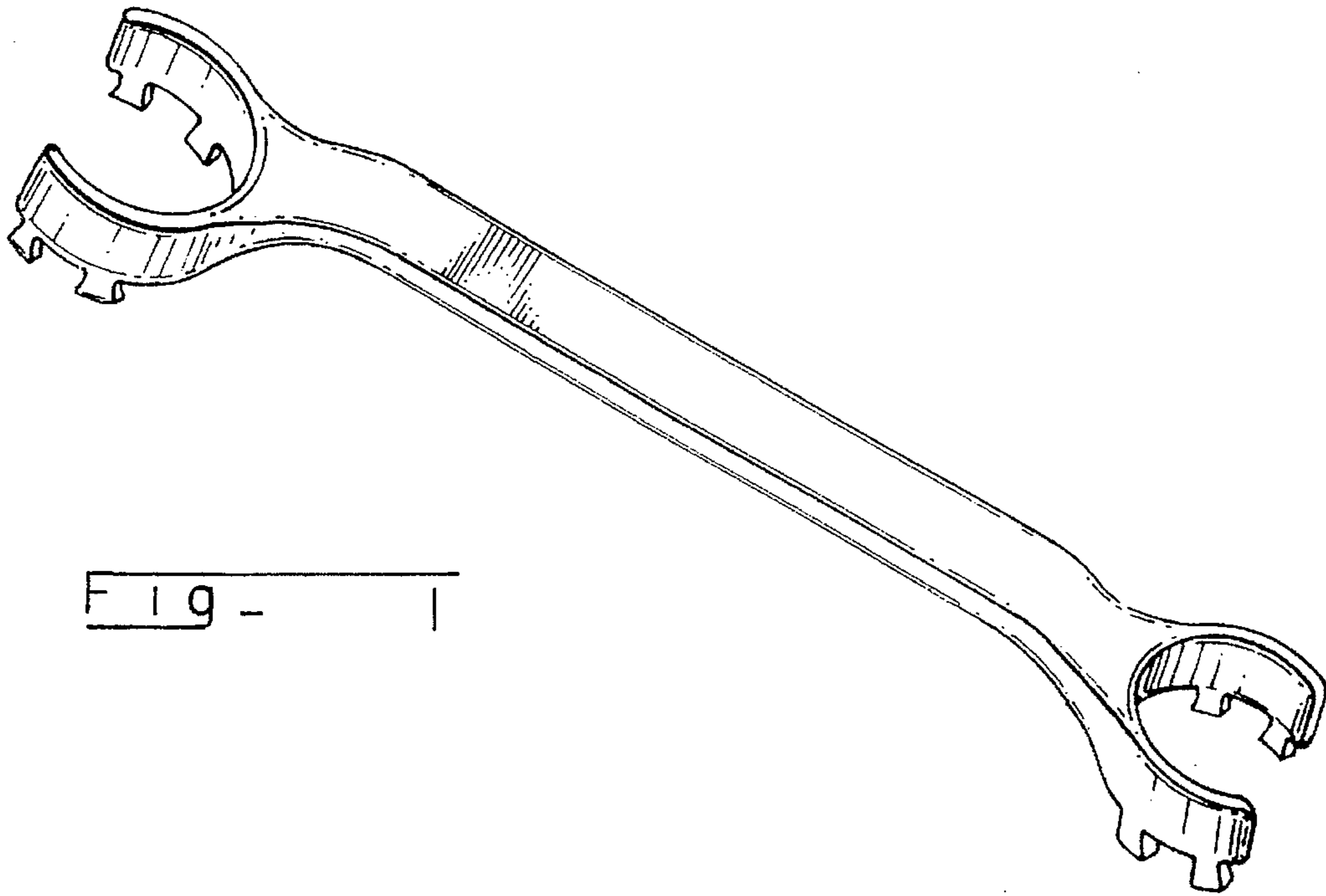


FIG - 1

FIG - 2


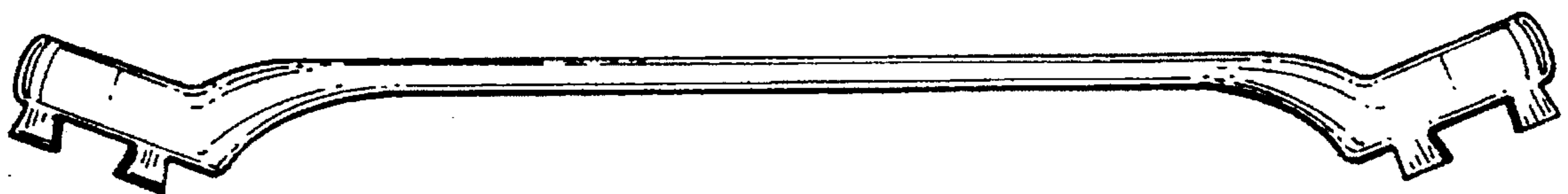


FIG - 3



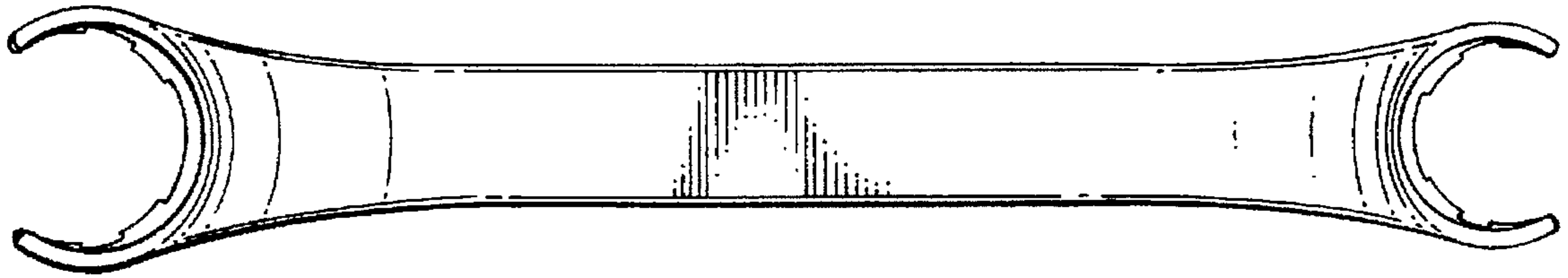


FIG - 4

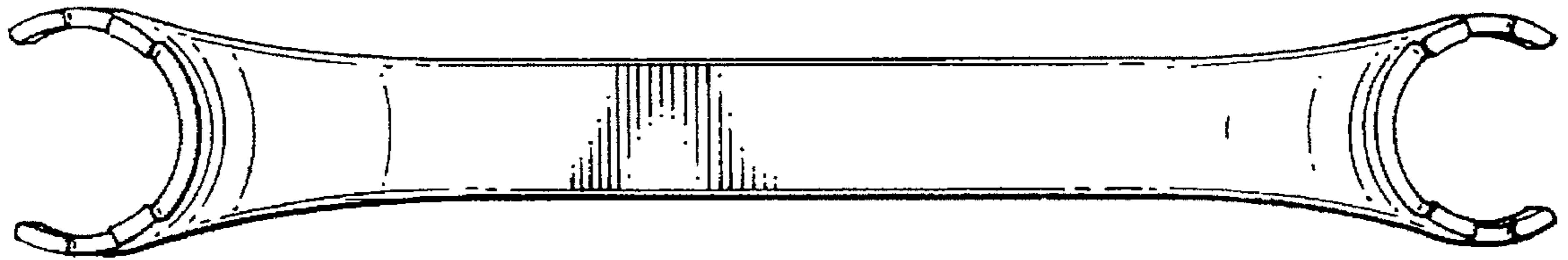


FIG - 5

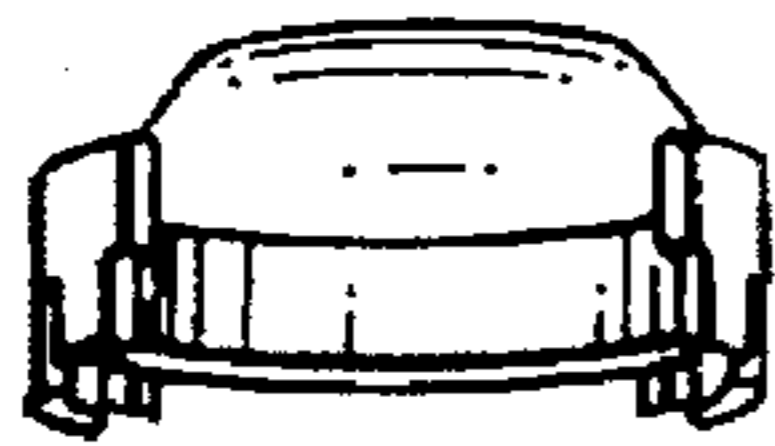


FIG - 6

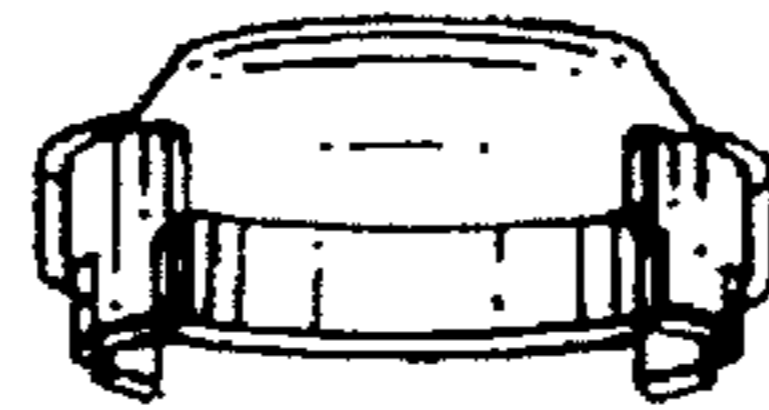


FIG - 7