



US00D379045S

United States Patent [19]

[11] Patent Number: **Des. 379,045**

Andrus et al.

[45] Date of Patent: *****May 6, 1997**

[54] LIQUID SOAP DISPENSER

[75] Inventors: **Leonard C. Andrus**, Plymouth; **Larry G. Turner**, Fenton, both of Mich.

[73] Assignee: **Brass-Craft Manufacturing Company**, Novi, Mich.

[*] Notice: The portion of the term of this patent subsequent to Nov. 7, 2009, has been disclaimed.

[**] Term: **14 Years**

[21] Appl. No.: **40,290**

[22] Filed: **Jun. 14, 1995**

D. 299,399	1/1989	Lippman .	
D. 302,916	8/1989	Williamson .	
D. 302,917	8/1989	Banks .	
D. 324,619	3/1992	Comstock et al.	D6/544
D. 330,304	10/1992	Parrish .	
D. 341,742	11/1993	Ornatowski	D6/544
D. 351,752	10/1994	Adamson	D6/544
D. 360,094	7/1995	Andrus et al. .	
2,495,464	1/1950	Lingdell .	
3,349,967	10/1967	Schneller .	
3,720,352	3/1973	Kozlowski .	
3,902,637	9/1975	Scheeler	222/144.5
4,039,104	8/1977	Mijares et al.	222/144.5
4,200,206	4/1980	Chase et al. .	
4,513,885	4/1985	Hogan .	
4,573,612	3/1986	Maddison et al. .	
4,667,854	5/1987	McDermott et al. .	
4,880,145	11/1989	McManus .	
5,105,990	4/1992	Leith .	

Related U.S. Application Data

[63] Continuation-in-part of Ser. No. 26,758, Aug. 4, 1994, Pat. No. Des. 363,848.

[51] LOC (6) Cl. **07-07**

[52] U.S. Cl. **D6/544; D6/545**

[58] Field of Search D6/542-545; 222/129, 222/132, 135, 144.5, 173, 180-181

OTHER PUBLICATIONS

Architectural Record, p.2 (Always) Oct. 1957.

Primary Examiner—Brian N. Vinson

Attorney, Agent, or Firm—Myron B. Kapustij; Malcolm L. Sutherland

References Cited

U.S. PATENT DOCUMENTS

D. 185,162	5/1959	Metzger .	
D. 228,845	10/1973	Hilgendorff et al. .	
D. 245,890	9/1977	Milbourne, Jr. .	
D. 246,212	11/1977	Keck et al. .	
D. 252,783	9/1979	Rizzuto	D6/544
D. 258,329	2/1981	Chase et al. .	
D. 258,455	3/1981	Stafford .	
D. 266,460	10/1982	Rice .	
D. 269,516	6/1983	Kiser .	
D. 276,294	11/1984	Banks .	
D. 279,530	7/1985	von Buelow .	
D. 289,480	4/1987	der Kinderen et al. .	

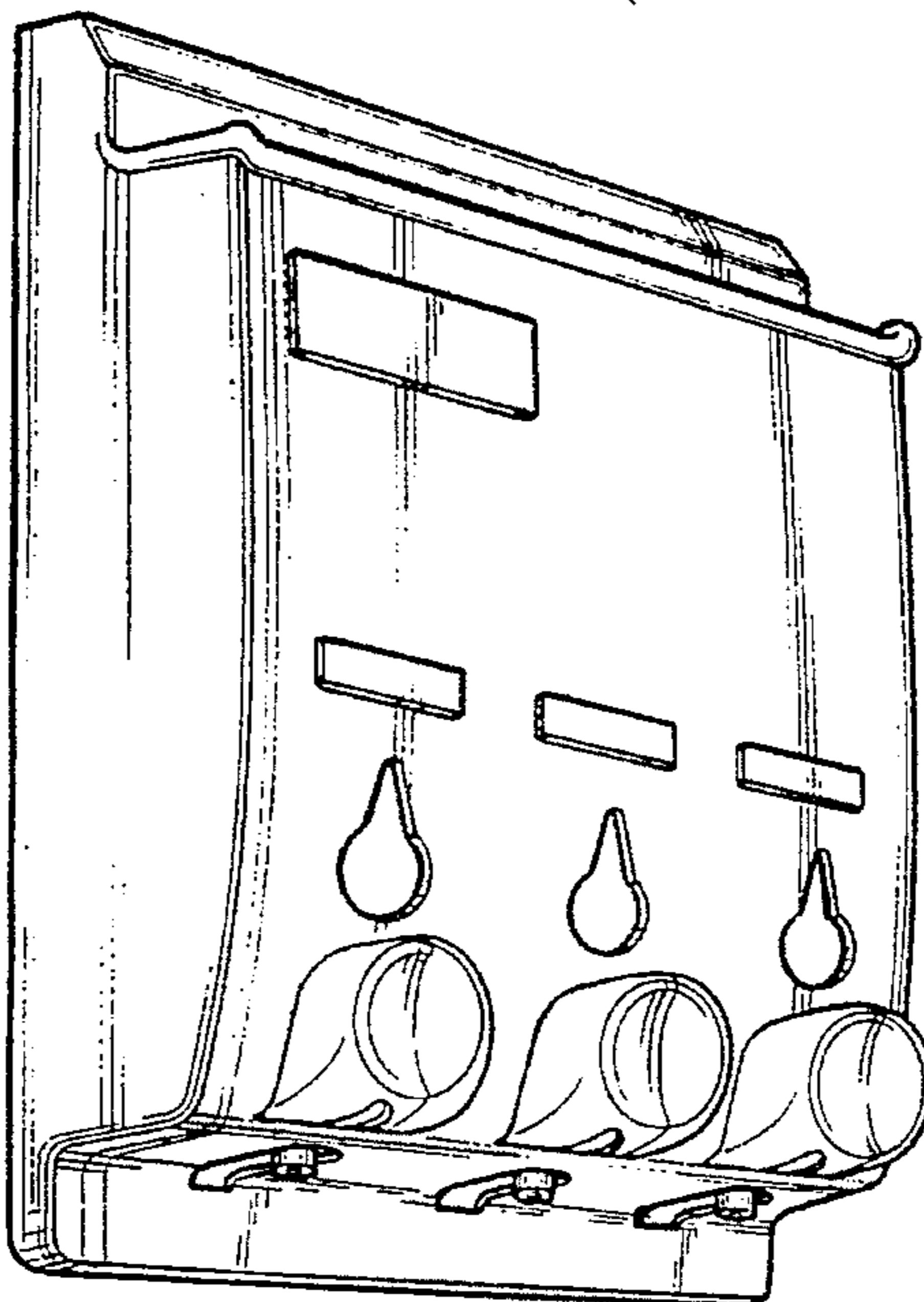
[57] CLAIM

The ornamental design for a liquid soap dispenser, as shown and described.

DESCRIPTION

FIG. 1 is a front and right side perspective view of a liquid soap dispenser showing our new design; FIG. 2 is a top plan view thereof; FIG. 3 is a front elevational view thereof; FIG. 4 is a left side elevational view thereof; FIG. 5 is a right side elevational view thereof; and, FIG. 6 is a bottom plan view thereof. The rear is plain and unornamented.

1 Claim, 3 Drawing Sheets



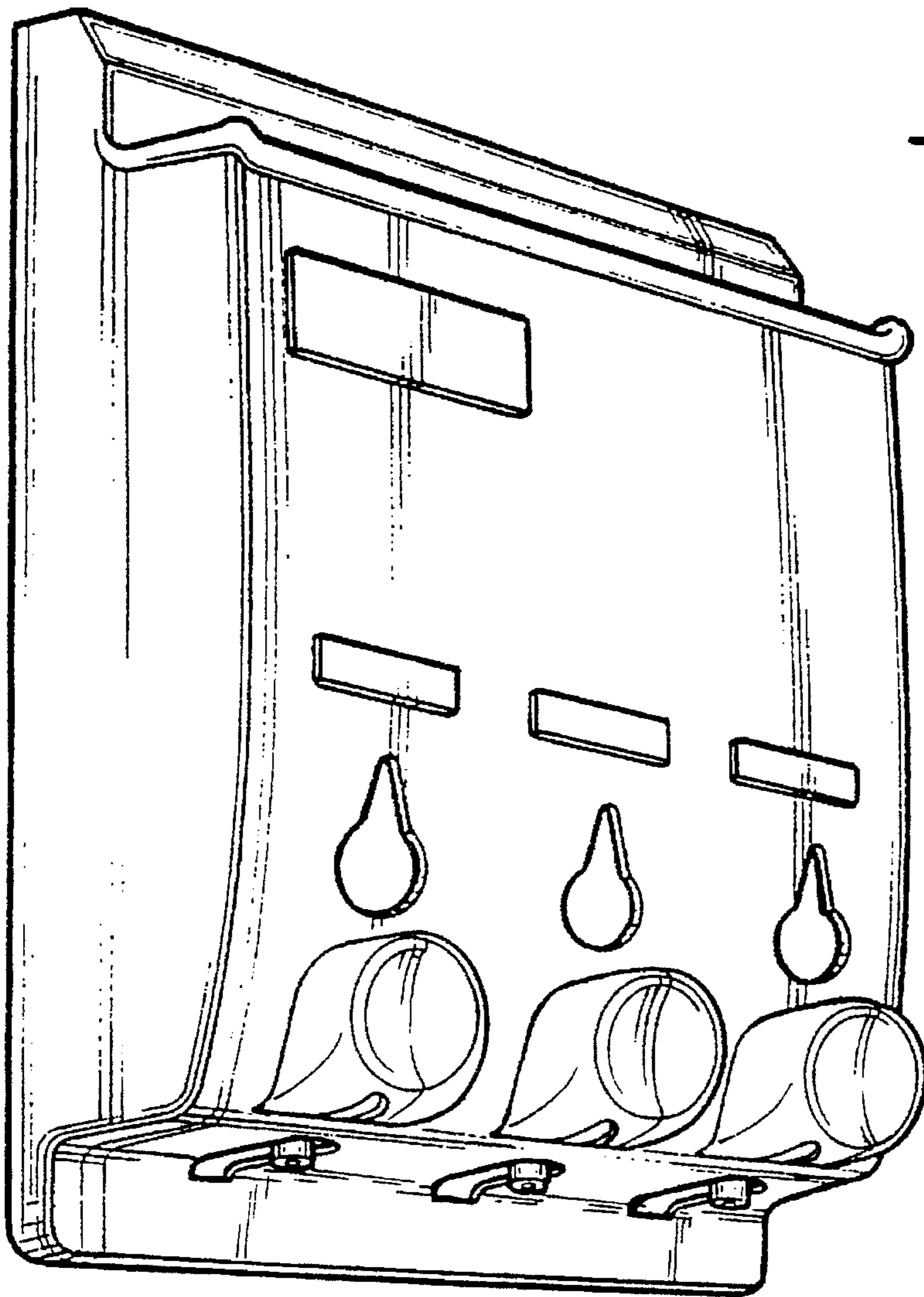


Fig-1




Fig-2

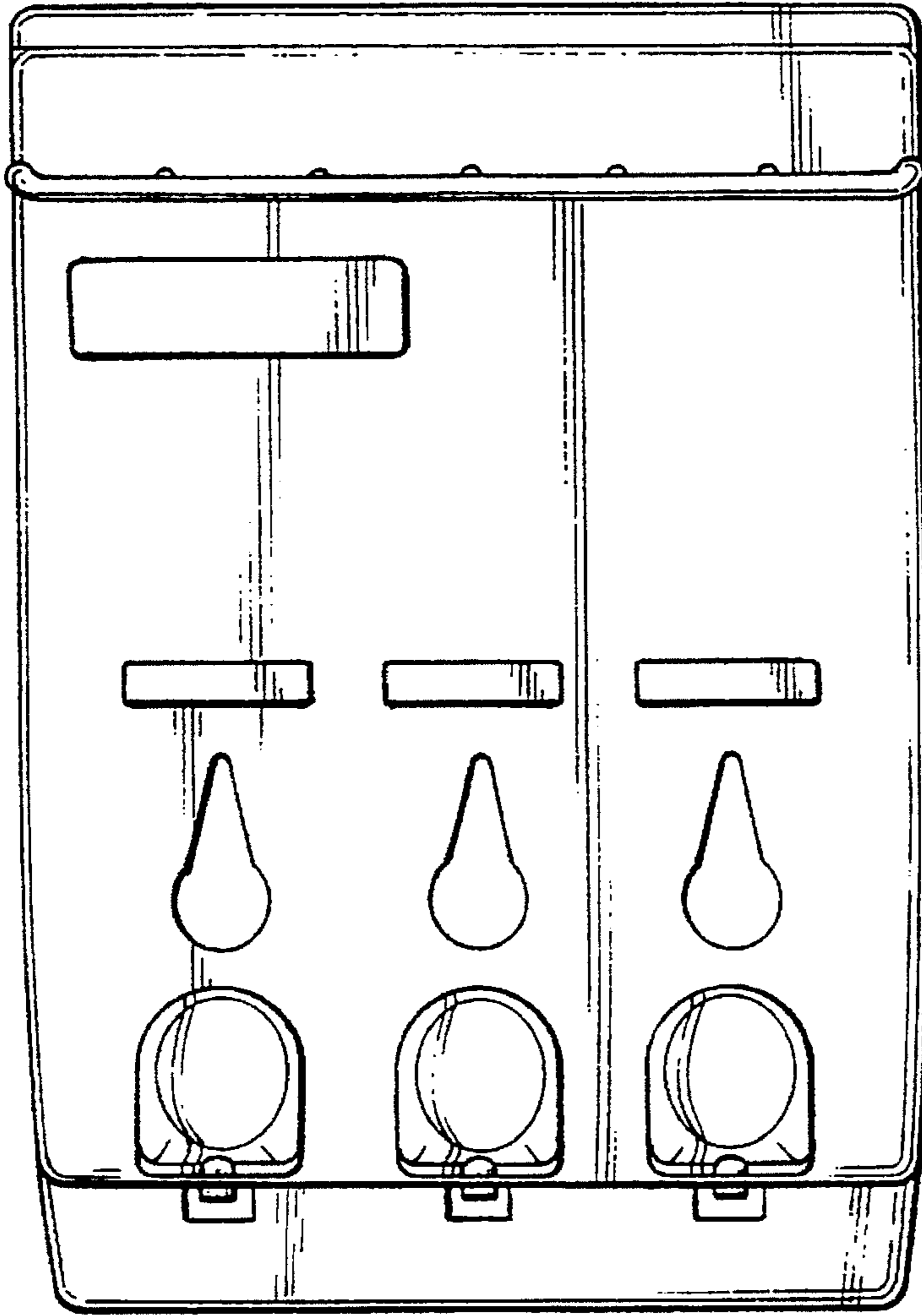


Fig-3

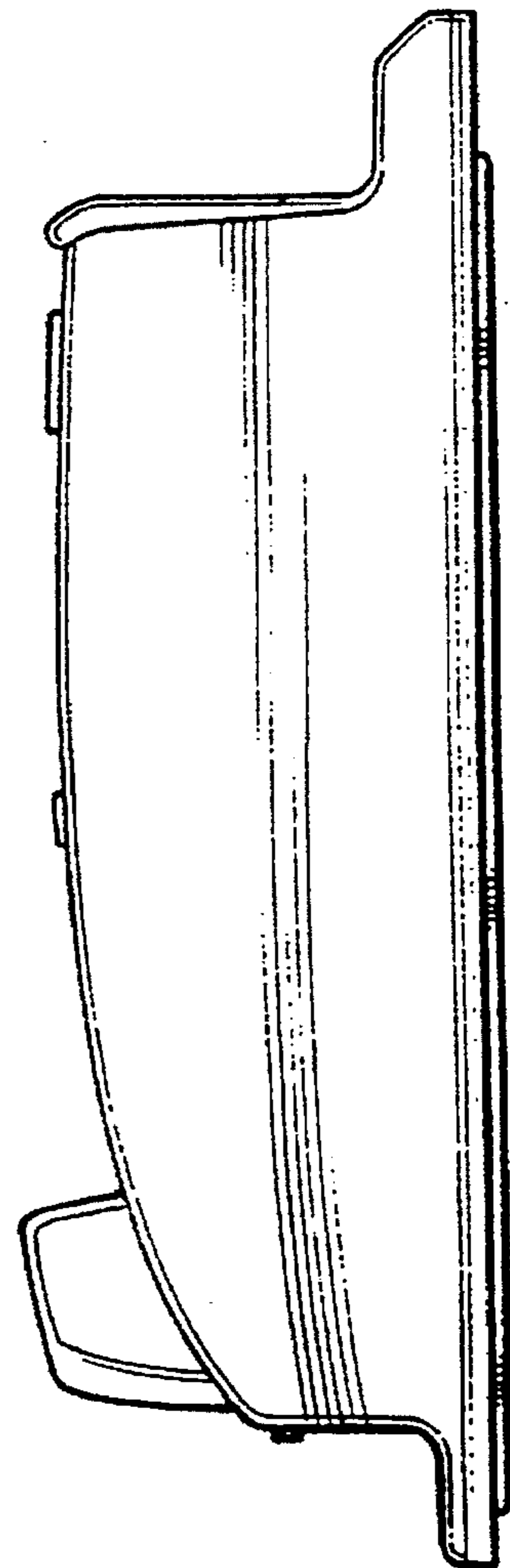


Fig-4

Fig - 5

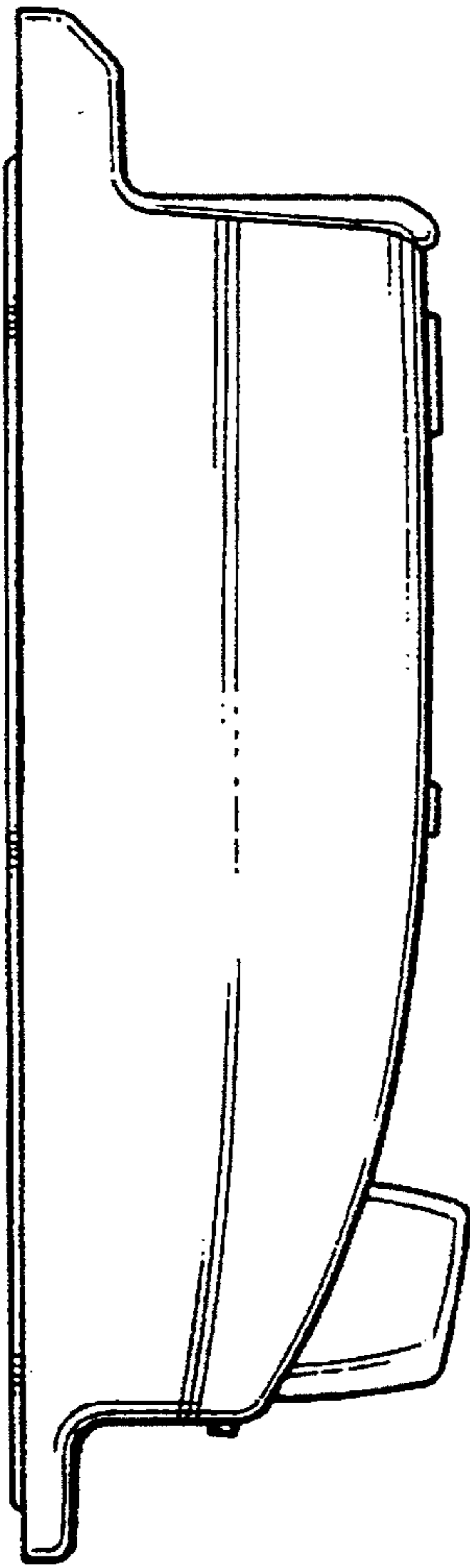


Fig-6

