



US00D379037S

United States Patent [19]

Moran, III

[11] Patent Number: **Des. 379,037**

[45] Date of Patent: ****May 6, 1997**

[54] **YARD STAND FOR HANGING BASKETS**

[76] Inventor: **Joseph P. Moran, III**, 1133 E. 21st St.,
Tulsa, Okla. 74114

[**] Term: **14 Years**

[21] Appl. No.: **39,767**

[22] Filed: **Jun. 5, 1995**

[51] LOC (6) Cl. **11-02**

[52] U.S. Cl. **D6/405; D11/143**

[58] Field of Search D6/403-405, 556;
D11/143; D8/1; 47/67, 39, 41.01, 44; 206/423;
248/27.8, 83, 87, 121, 124.2, 146, 153,
156, 158, 201, 202.1, 295.11, 302, 303,
304, 312, 312.1, 317; D25/100, 126, 131,
132

[56] **References Cited**

U.S. PATENT DOCUMENTS

D. 175,597	9/1955	Hauser	D25/100
D. 222,277	10/1971	Kraus	D25/100 X
649,697	5/1900	Klokner	47/41.01
1,369,315	2/1921	Ankers	248/153
1,649,645	11/1927	Allen	248/124.2
2,701,701	2/1955	Wolff	248/158
3,076,557	2/1963	Husted et al.	248/156 X
3,199,818	8/1965	Ahara	248/156
3,828,373	8/1974	Fraleley	4/170

4,625,937	12/1986	Haase	248/545
5,108,058	4/1992	White	248/126
5,323,991	6/1994	West	248/121

OTHER PUBLICATIONS

Gardener's Eden Catalog; p. 35: Item: M—Hanger stands,
Single Stand and Double Stand.

Primary Examiner—James Gandy

Assistant Examiner—Caron D. Veynar

Attorney, Agent, or Firm—Head, Johnson & Kachigian

[57] **CLAIM**

The ornamental design for a yard stand for hanging baskets,
as shown and described.

DESCRIPTION

FIG. 1 is a front elevation view of a yard stand for hanging
baskets showing my new design, the rear elevational view
being identical thereto;

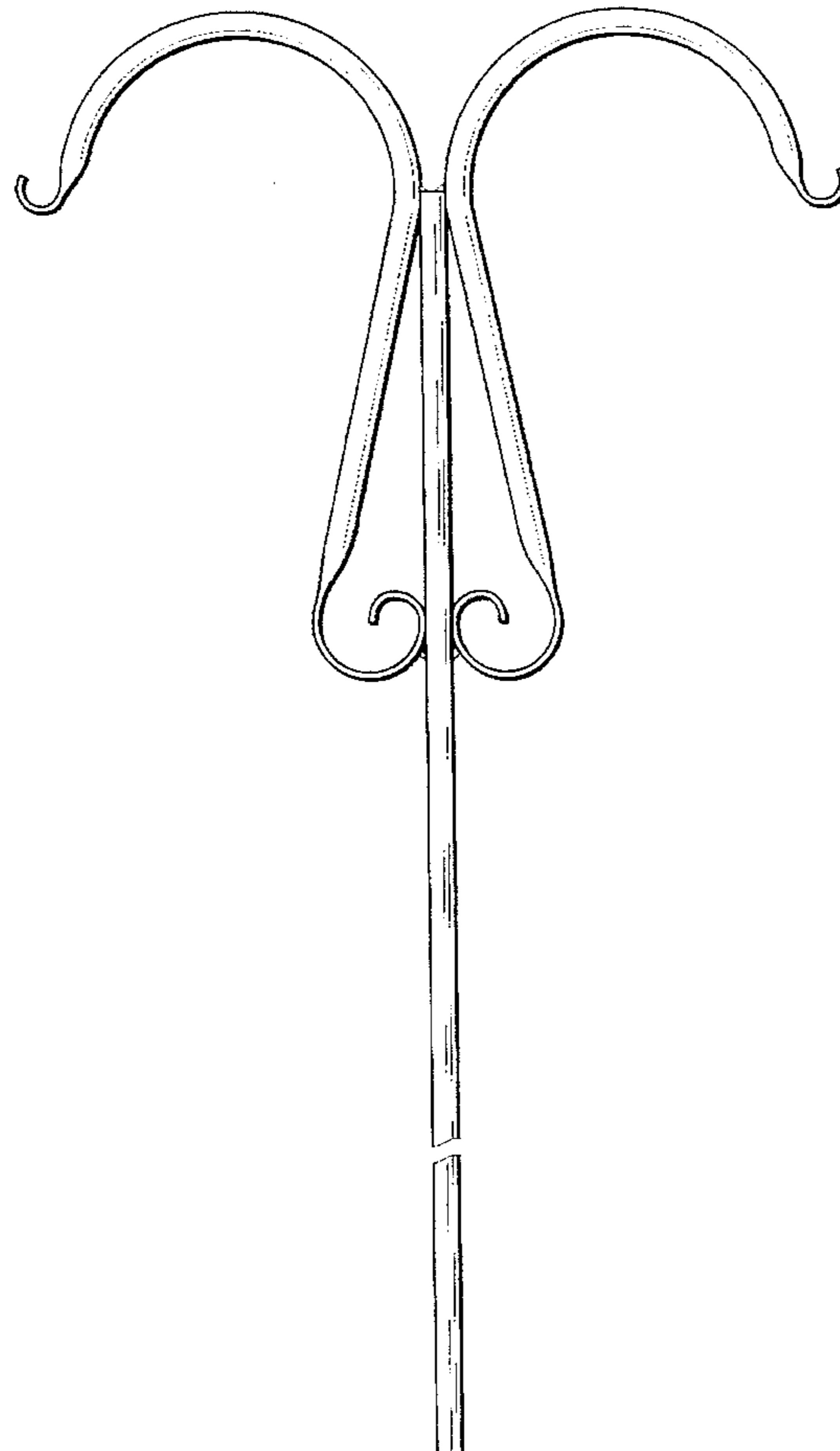
FIG. 2 is a right side elevational view thereof, the left side
elevational view being identical thereto;

FIG. 3 is a top plan view thereof, at a slightly enlarged scale
compared to FIG. 1 and FIG. 2; and,

FIG. 4 is a bottom plan view thereof, at the same scale as
FIG. 3.

The bracketed break shown on the post in FIGS. 1 and 2
indicates indeterminate length.

1 Claim, 2 Drawing Sheets



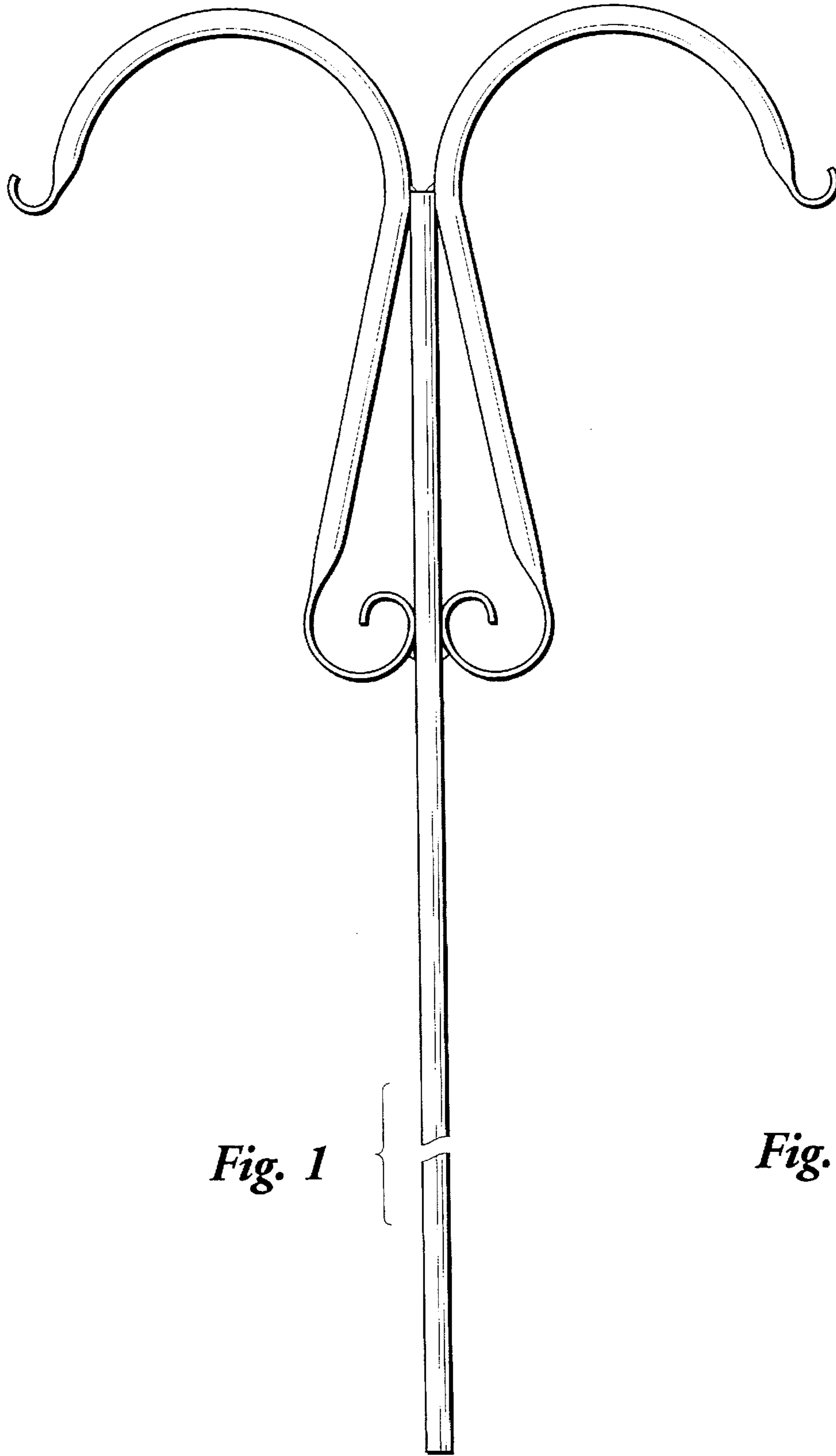


Fig. 1




Fig. 2

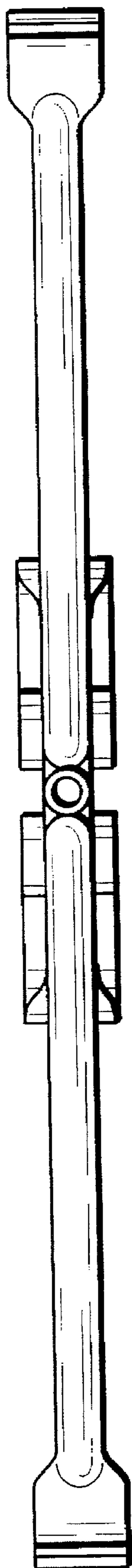


Fig. 3

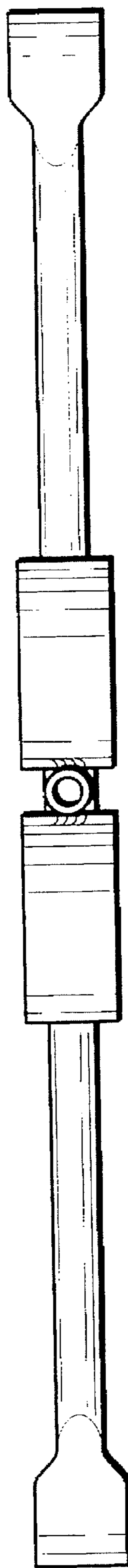


Fig. 4