



US00D379034S

United States Patent [19] DeSatnick

[11] Patent Number: **Des. 379,034**

[45] Date of Patent: ****May 6, 1997**

[54] **PROTECTIVE COVER FOR A MIRROR**

[76] Inventor: **Steve DeSatnick**, 18720 White Sands Dr., Germantown, Md. 20874

[**] Term: **14 Years**

[21] Appl. No.: **38,822**

[22] Filed: **May 15, 1995**

[51] LOC (6) Cl. **03-01**

[52] U.S. Cl. **D3/299; D3/300; D12/188**

[58] Field of Search D3/299, 300, 269, D3/283, 273, 303, 289; 206/454; 383/86, 90; D12/187, 188; 150/155, 166; 273/DIG. 30

[56] **References Cited**

U.S. PATENT DOCUMENTS

D. 220,414	4/1971	Marshall	D3/283
D. 289,128	4/1987	Bradshaw	D3/273
D. 317,226	6/1991	Smith, Jr. et al.	D3/303

D. 334,660	4/1993	Zagora et al.	D3/289
D. 352,827	11/1994	Schildkraut	D3/283
4,418,733	12/1983	Kallman	383/86
4,421,150	12/1983	Masters	383/86

Primary Examiner—Philip S. Hyder

[57] **CLAIM**

The ornamental design for a protective cover for a mirror, as shown and described.

DESCRIPTION

FIG. 1 is a front elevational view of the protective cover for a mirror showing my new design;
FIG. 2 is a rear elevational view thereof;
FIG. 3 is a right side elevational view thereof;
FIG. 4 is a left side elevational view thereof;
FIG. 5 is a top thereof; and,
FIG. 6 is a bottom elevational view thereof.

1 Claim, 3 Drawing Sheets


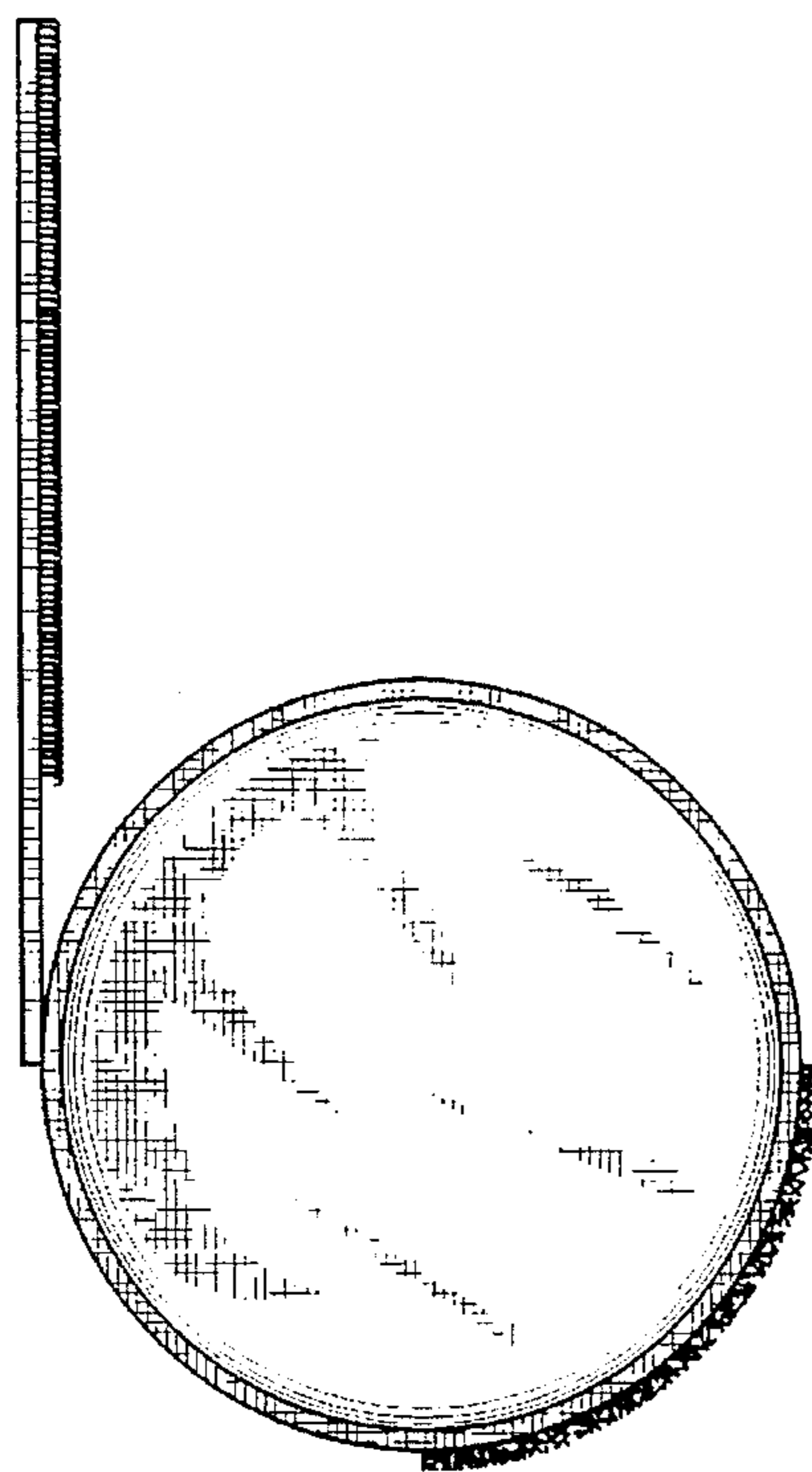


FIG. 1

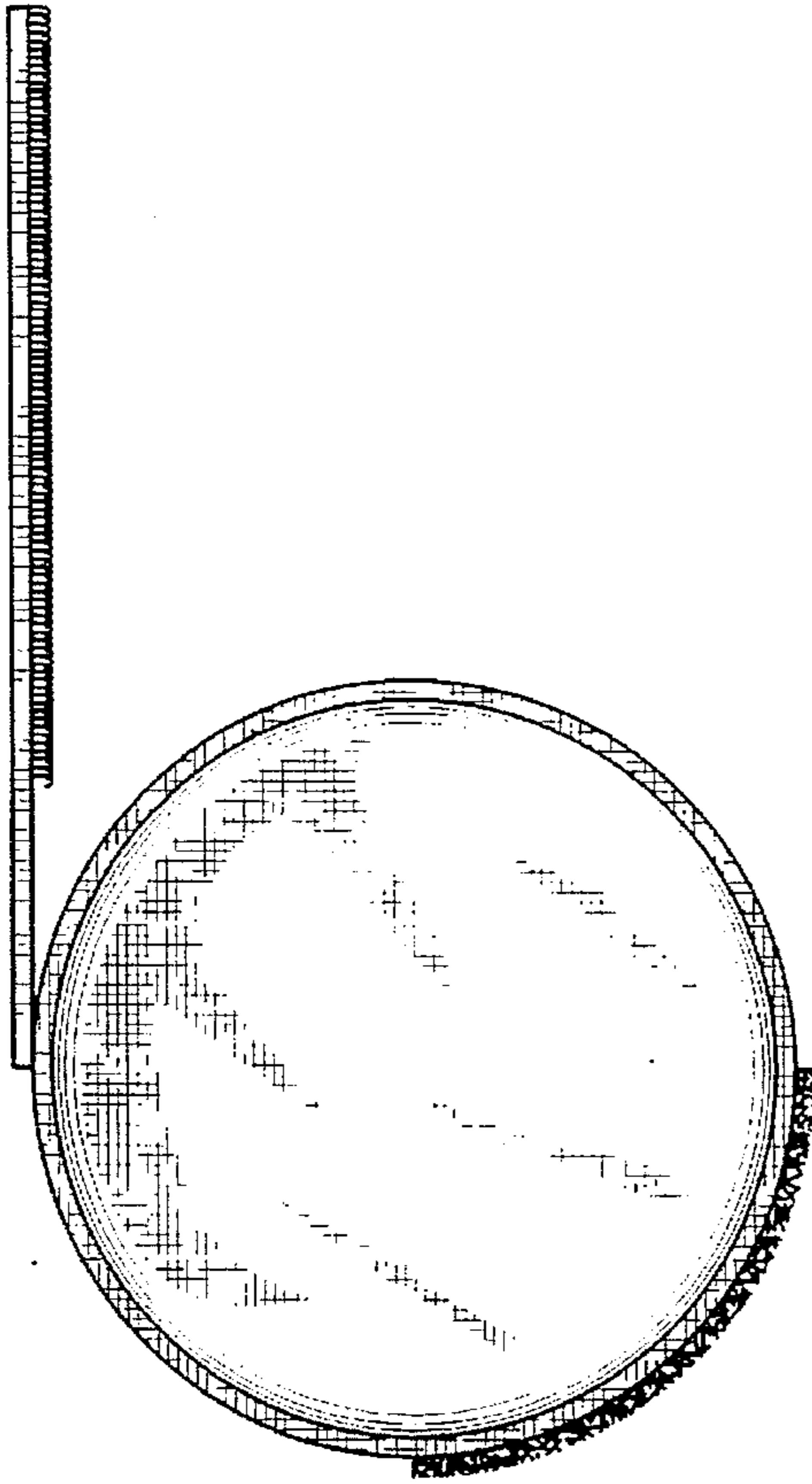


FIG. 2




FIG. 3

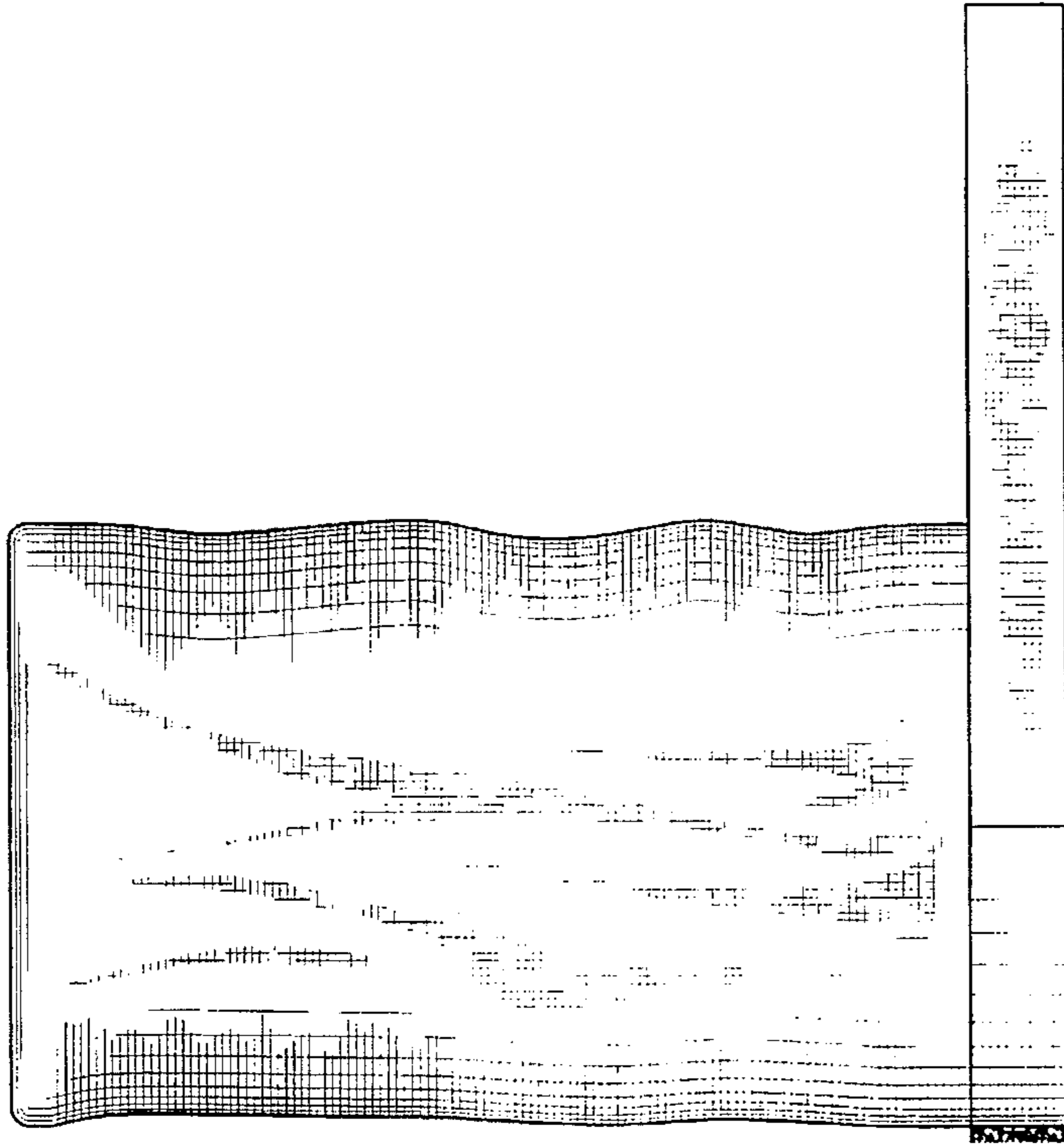


FIG. 4




FIG. 5




FIG. 6

