



US00D379033S

United States Patent [19]

Coffey et al.

[11] Patent Number: Des. 379,033

[45] Date of Patent: **May 6, 1997

[54] **ARROW LUBRICANT HOLDER**

[75] Inventors: **B. Howard Coffey**, LaGrange; **Gary L. Coffey**, Glendale, both of Ky.

[73] Assignee: **Coffey Marketing Corporation**, Crestwood, Ky.

[**] Term: **14 Years**

[21] Appl. No.: **48,937**

[22] Filed: **Jan. 16, 1996**

[51] **LOC (6) Cl.** **03-01**

[52] **U.S. Cl.** **D3/221**

[58] **Field of Search** D3/221, 254, 259, D3/904; 224/916; 206/315.1

[56] **References Cited**

U.S. PATENT DOCUMENTS

- D. 339,225 9/1993 Zel D3/217
- D. 343,954 2/1994 Simmons D3/904 X
- D. 352,165 11/1994 Covertson D3/217
- 4,513,866 4/1985 Thomas D3/217 X

OTHER PUBLICATIONS

Bass Pro Shops Hunting Catalog, Barnett Crossbow Accessory Kit, 1992, p. 86.
 Bass Pro Shops Hunting Catalog, Maverick Quivers, 1992, p. 77.

Primary Examiner—Doris V. Coles

Assistant Examiner—Catherine R. Oliver

Attorney, Agent, or Firm—Middleton & Reutlinger; David W. Carrithers

[57] **CLAIM**

The ornamental design for an arrow lubricant holder, as shown and described.

DESCRIPTION

FIG. 1 is a perspective view of an arrow lubricant holder showing our new design;

FIG. 2 is a top plan view thereof;

FIG. 3 is a right side elevational view thereof;

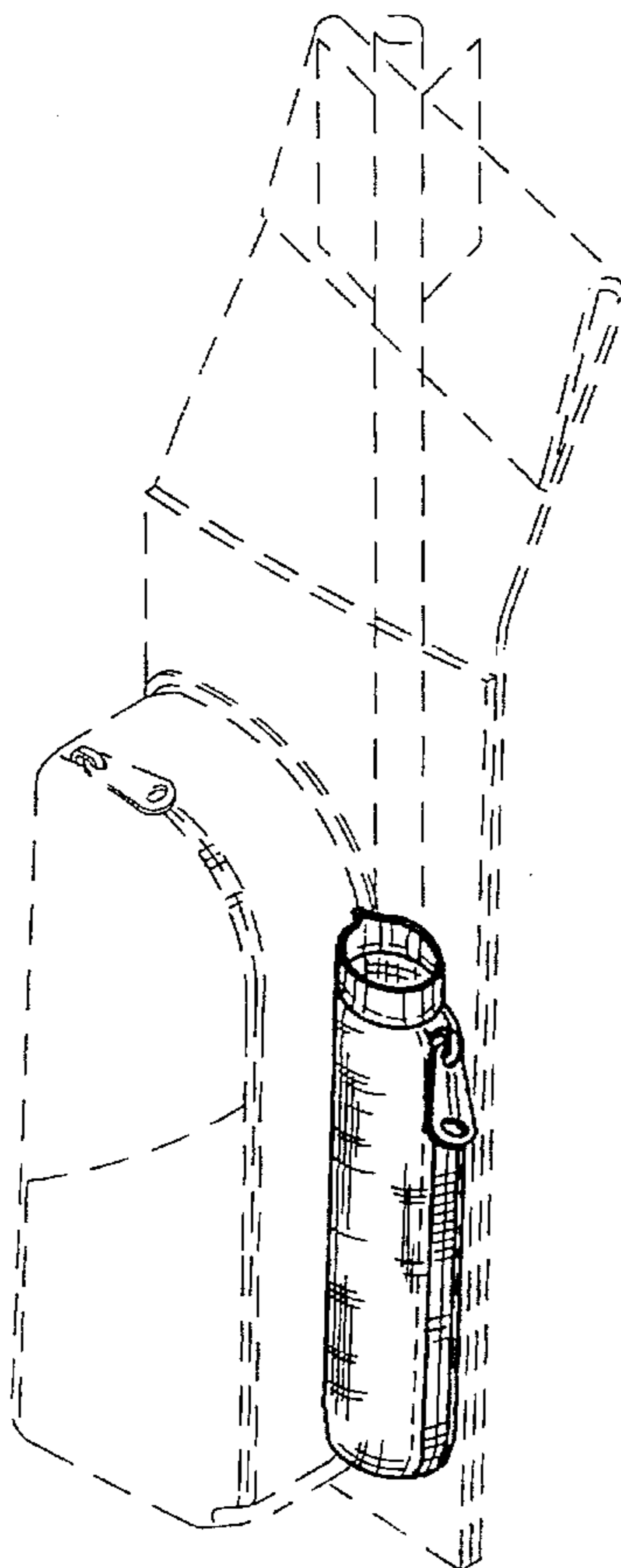
FIG. 4 is a front elevational view, the rear view being a mirror image thereof;

FIG. 5 is a left side elevational view thereof; and,

FIG. 6 is a bottom plan view thereof.

The broken line showing of environment in FIGS. 1–6 is for illustrative purposes only and forms no part of the claimed design.

1 Claim, 2 Drawing Sheets



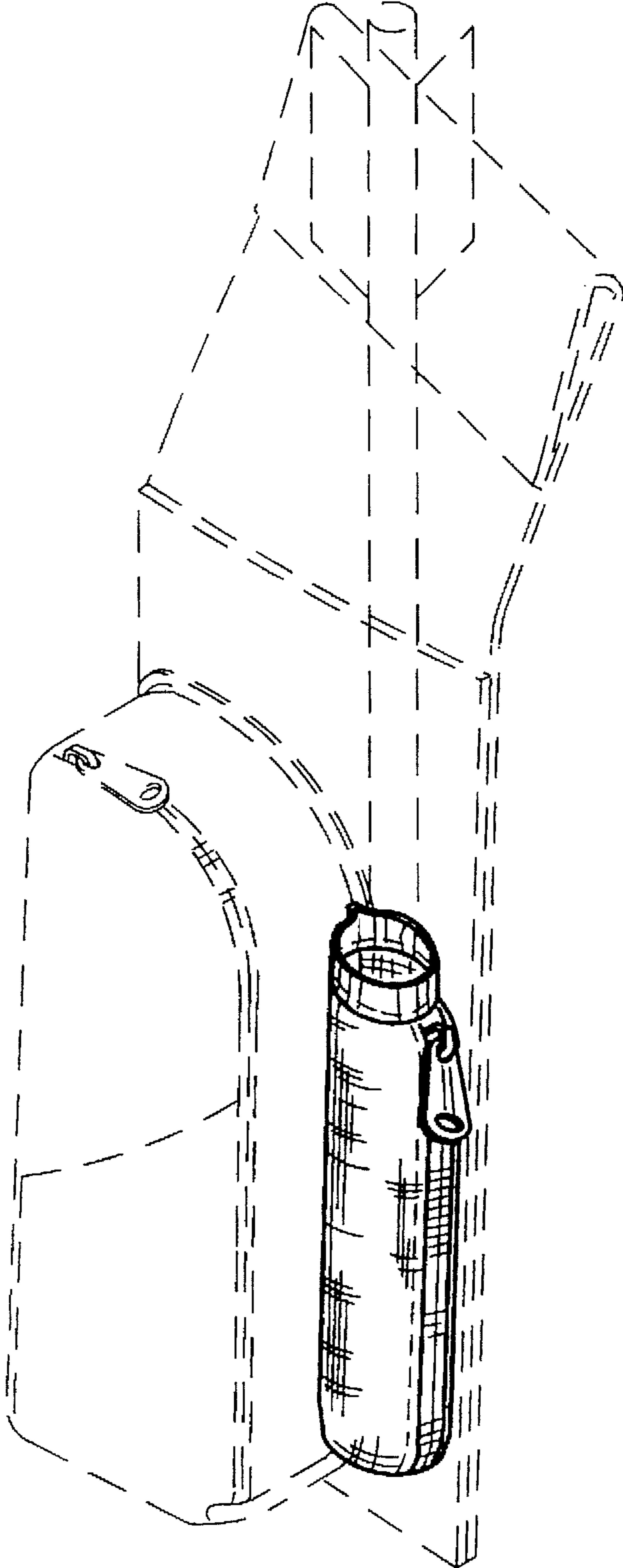


FIG. 1




FIG. 2

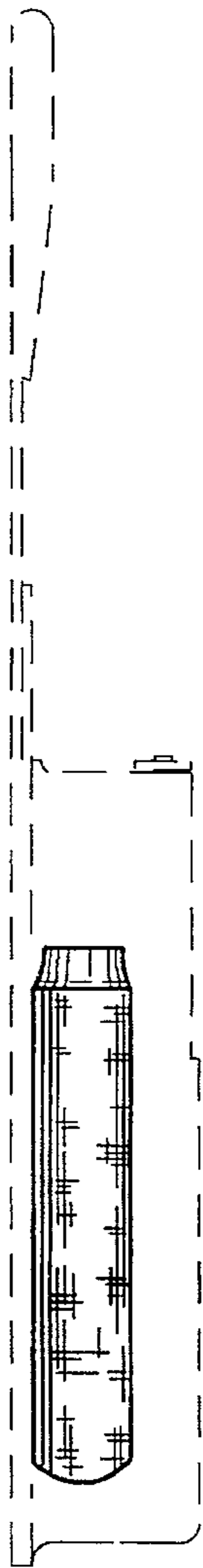


FIG. 3

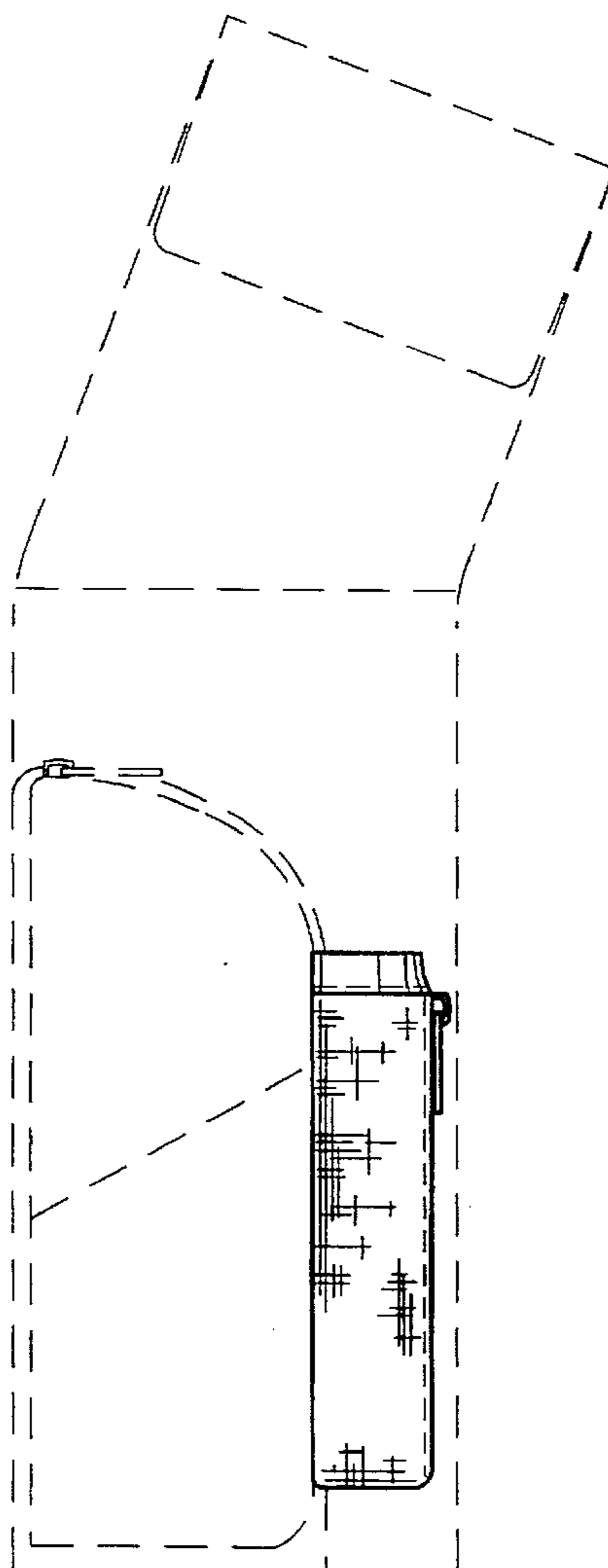


FIG. 4



FIG. 5



FIG. 6