



US00D379028S

United States Patent [19]

[11] Patent Number: Des. 379,028

Young

[45] Date of Patent: **May 6, 1997

[54] HEAD BAND

5,337,763 8/1994 Haber et al. 2/174 X

[76] Inventor: Nancy T. Young, 5031 Kilauea Ave.,
Honolulu, Hi. 96816

FOREIGN PATENT DOCUMENTS

775043 10/1934 France D28/41

[**] Term: 14 Years

OTHER PUBLICATIONS

[21] Appl. No.: 33,733

Hong Kong Enterprise Jun. 1992 p. 765 Bottom Left Head-band.

[22] Filed: Jan. 19, 1995

Primary Examiner—Paula A. Mortimer
Attorney, Agent, or Firm—Martin E. Hsia

[51] LOC (6) Cl. 02-07

[52] U.S. Cl. D2/894; D28/41

[58] Field of Search D2/865, 866, 871,
D2/875, 877, 878, 894; D28/41; 132/273,
275, 278, 279; 2/DIG. 11, 171, 181

[57] CLAIM

The ornamental design for a head band, as shown and described.

[56] References Cited

DESCRIPTION

U.S. PATENT DOCUMENTS

D. 130,160	10/1941	Simon	D28/41	X
1,652,462	12/1927	Stephens	132/273	
1,656,073	1/1928	Nixon	2/181	
2,016,210	10/1935	Mann	D2/877	X
2,868,214	1/1959	Levy	D28/41	
3,211,160	10/1965	Miller	132/275	
3,471,867	10/1969	Kirchhoff	D2/878	X
4,481,681	11/1984	Hankin	2/181	X
4,742,581	5/1988	Rosenthal	D2/894	X
4,941,210	7/1990	Konucik	2/171	
5,115,825	5/1992	Kuhn	132/273	

FIG. 1 is a top plan view of a head band showing my new design;

FIG. 2 is a front elevational view of the sleeve shown separately for purposes of illustration;

FIG. 3 is a front elevational view of the head band of FIG. 1;

FIG. 4 is a side elevational view thereof, the opposite side being a mirror image; and,

FIG. 5 is a rear elevational view thereof.

1 Claim, 2 Drawing Sheets

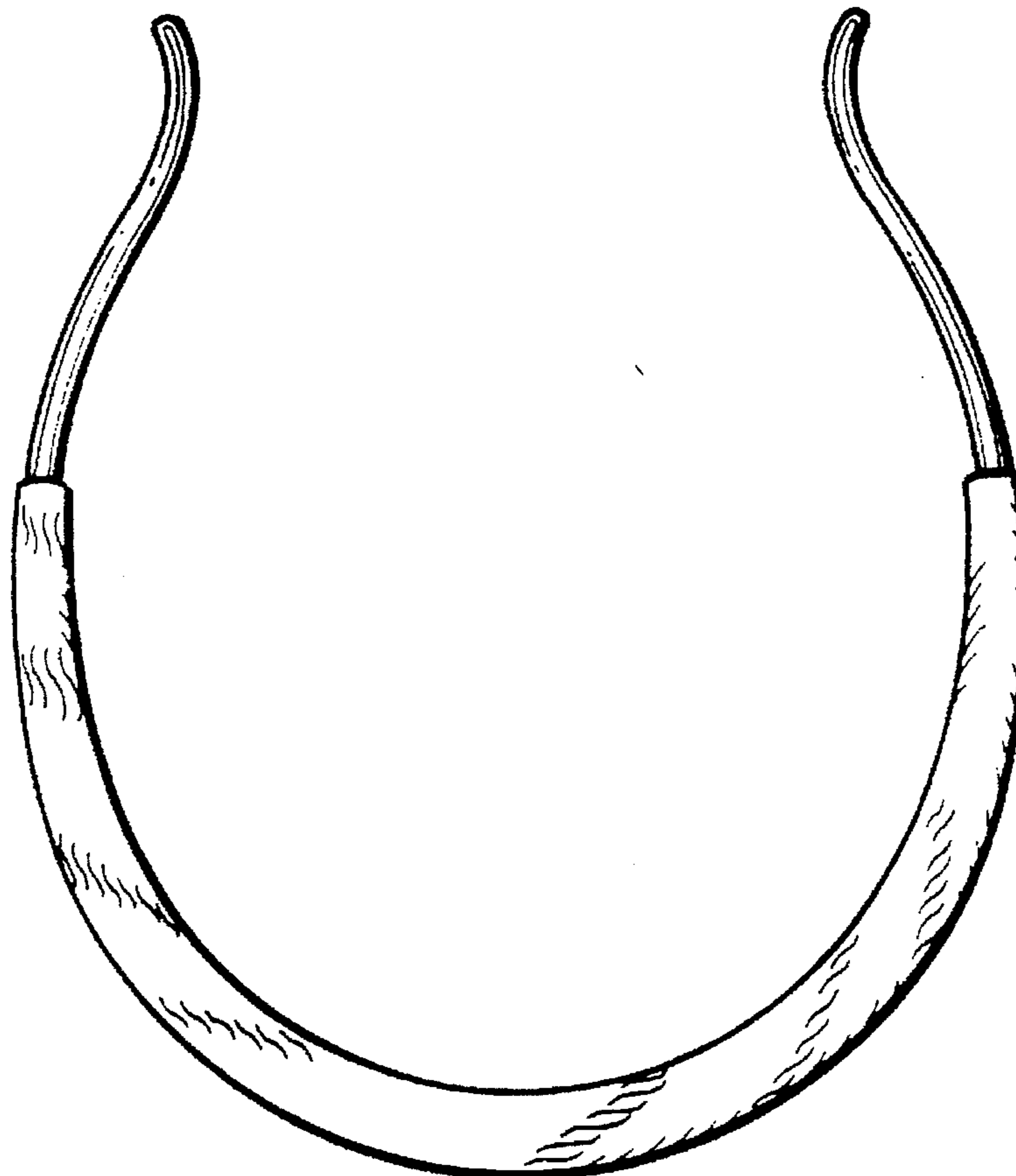


FIG. 1

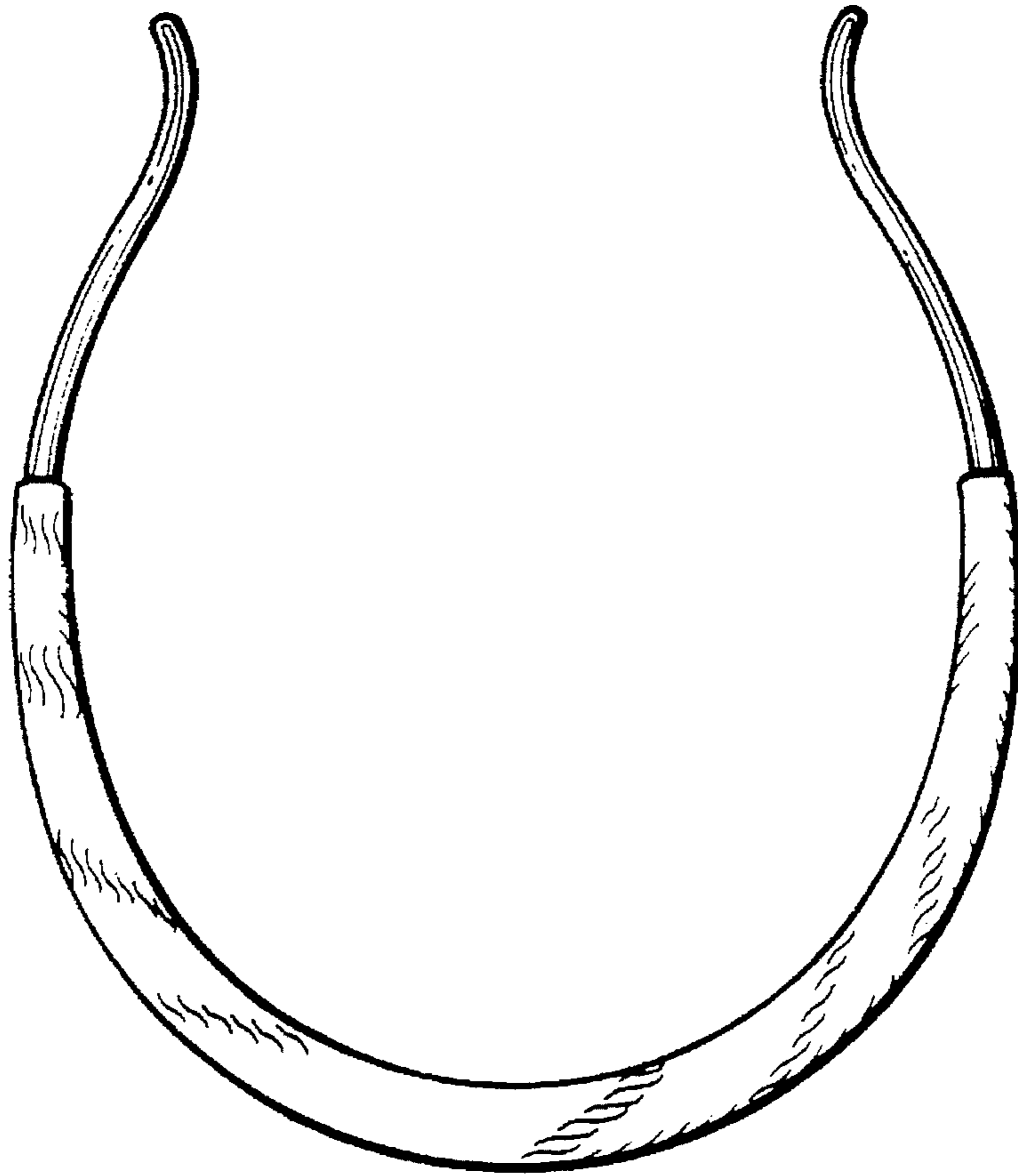


FIG. 3




FIG. 4




FIG. 2



FIG. 5

