

US00D379025S

United States Patent [19]
Panek

[11] **Patent Number: Des. 379,025**
[45] **Date of Patent: **Apr. 29, 1997**

[54] **BANK**

[76] **Inventor: Ronald M. Panek, 1524 Eton La., Naperville, Ill. 60565**

[**] **Term: 14 Years**

[21] **Appl. No.: 30,678**

[22] **Filed: Nov. 4, 1994**

[52] **U.S. Cl. D99/39**

[58] **Field of Search D99/34, 35, 37, D99/38, 39; D9/311; D21/150, 151, 166; 232/1 D; 446/9, 10, 11, 12**

[56] **References Cited**

U.S. PATENT DOCUMENTS

D. 304,272 10/1989 Brown D6/557

FOREIGN PATENT DOCUMENTS

561664 9/1932 Germany 446/9

Primary Examiner—Alan P. Douglas
Assistant Examiner—Robert M. Spear
Attorney, Agent, or Firm—Wood, Phillips, VanSanten, Clark & Mortimer


[57] **CLAIM**

The ornamental design for a bank, as shown and described.

DESCRIPTION

FIG. 1 is a side elevation of the left side of my bank;
FIG. 2 is a rear elevation of the bank;
FIG. 3 is a front elevation of the bank;
FIG. 4 is a side elevation of the right side of the bank shown in an alternate position of use;
FIG. 5 is a top plan view of the bank as seen in FIG. 1; and
FIG. 6 is perspective view of the bank.
The bottom is plain and unornamented.

1 Claim, 3 Drawing Sheets



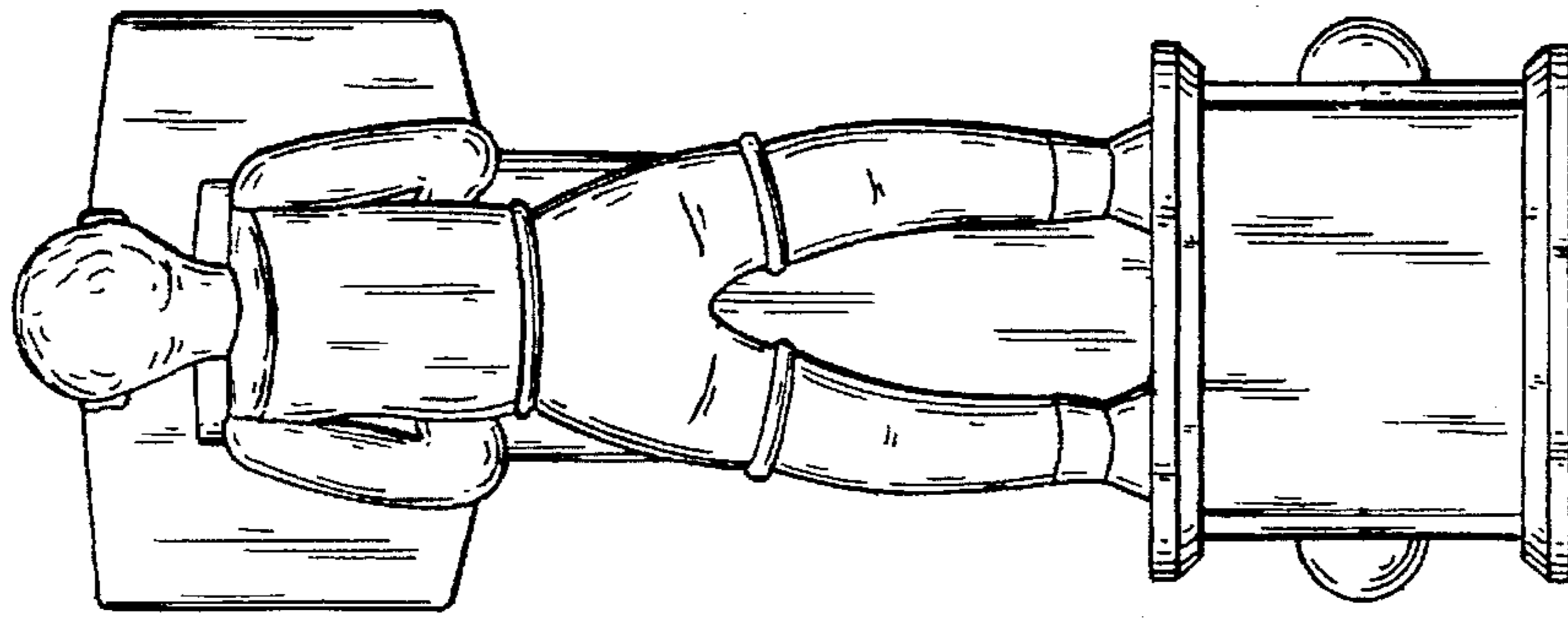


FIG.3




FIG.1

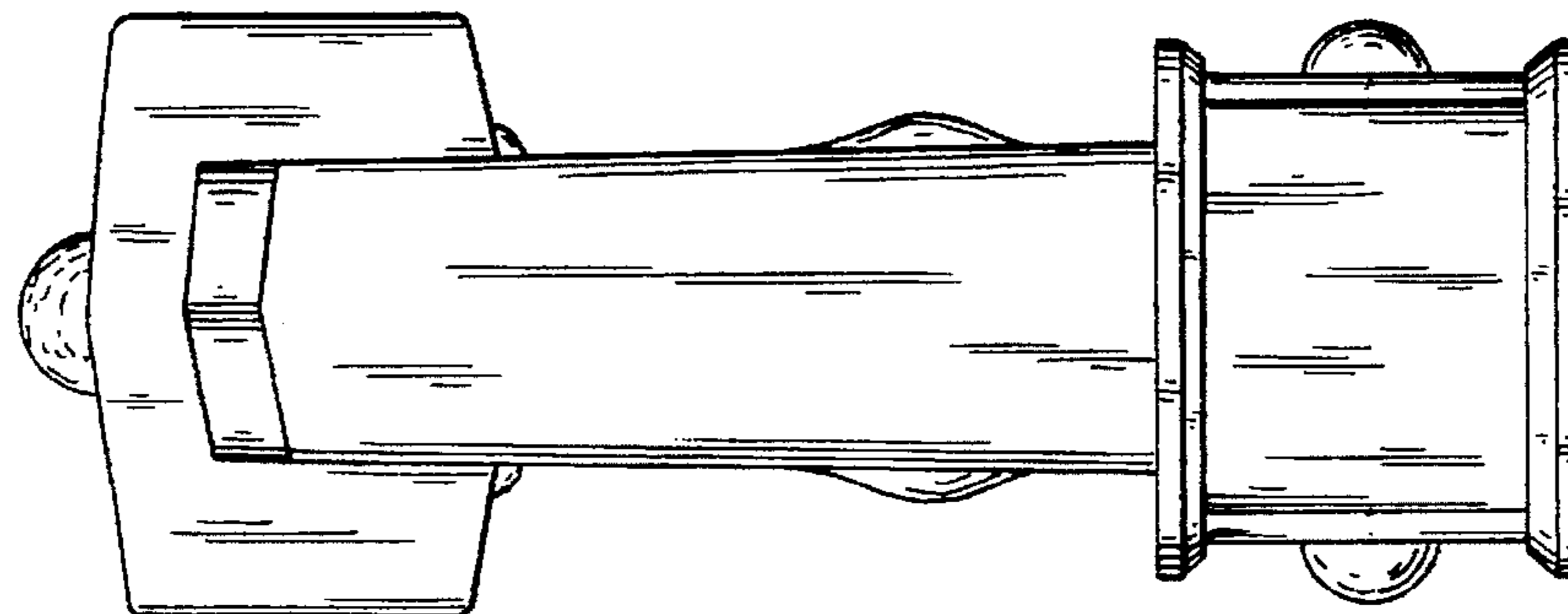


FIG.2

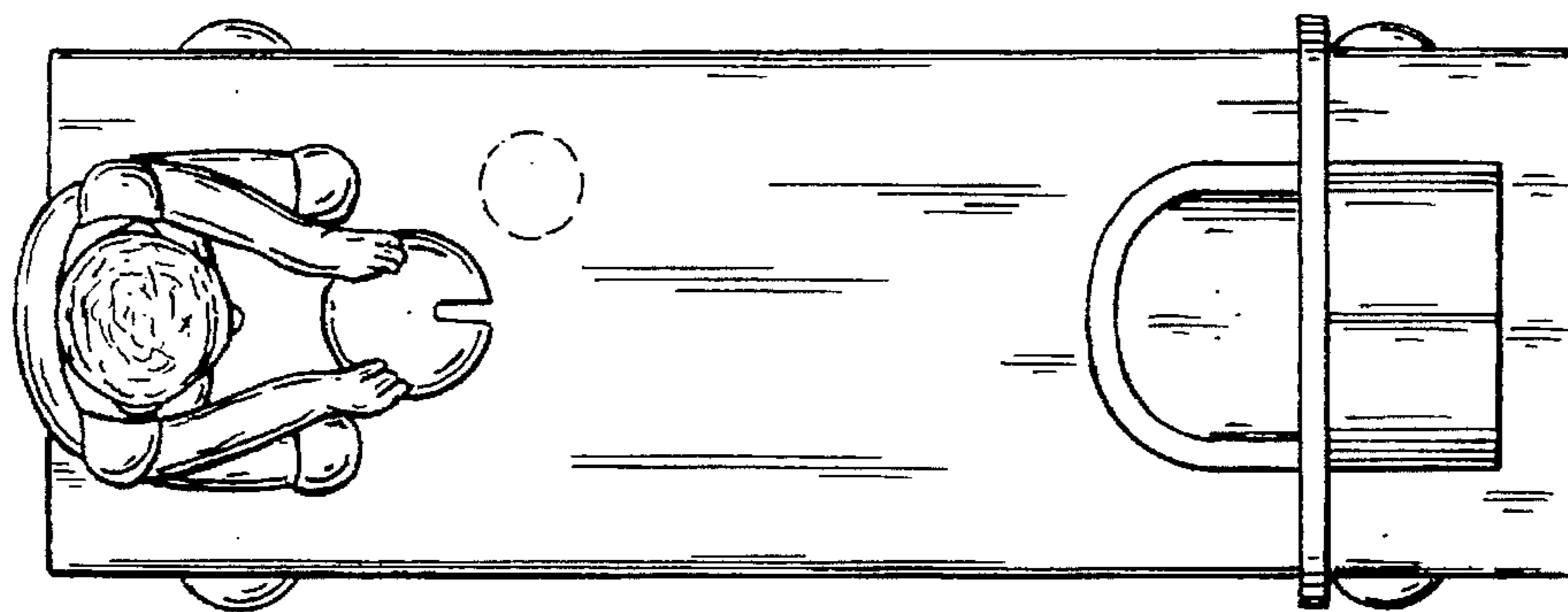


FIG. 5




FIG. 4




FIG. 6