



US00D379024S

United States Patent [19]
Nulman

[11] **Patent Number: Des. 379,024**

[45] **Date of Patent: **Apr. 29, 1997**

[54] **PARKING METER BANK**

[76] **Inventor: Joel S. Nulman, 71 S. Main St.,
Belchertown, Mass. 01007**

[**] **Term: 14 Years**

[21] **Appl. No.: 46,329**

[22] **Filed: Nov. 13, 1995**

[52] **U.S. Cl. D99/37**

[58] **Field of Search D99/37, 34, 35,
D99/36; 446/8-12; 232/1 D, 4 R, 1 R,
43.1-43.5; D10/42; 194/217; 368/7, 90,
92**

[56] **References Cited**

U.S. PATENT DOCUMENTS

D. 101,237	9/1936	Miller	D10/42
2,070,445	2/1937	Miller et al.	368/90 X
2,570,920	10/1951	Clough et al.	232/15 X
3,343,783	9/1967	Fayling et al.	232/15
4,742,630	5/1988	Scumaci	40/607 X

Primary Examiner—James M. Gandy

Assistant Examiner—S. Snapp

Attorney, Agent, or Firm—Donald S. Holland, Esq.; Holland & Bonzagni, P.C.


[57] **CLAIM**

The ornamental design for a parking meter bank, as shown and described.

DESCRIPTION

FIG. 1 is a front elevational view of a "parking meter bank" for storing coins and currency, showing my new design; FIG. 2 is a rear elevational view of the "parking meter bank" of FIG. 1; FIG. 3 is a top plan view of the "parking meter bank" of FIG. 1; FIG. 4 is a bottom plan view of the "parking meter bank" of FIG. 1; FIG. 5 is a right side elevational view of the "parking meter bank" of FIG. 1; and, FIG. 6 is a left side elevational view of the "parking meter bank" of FIG. 1.

1 Claim, 2 Drawing Sheets



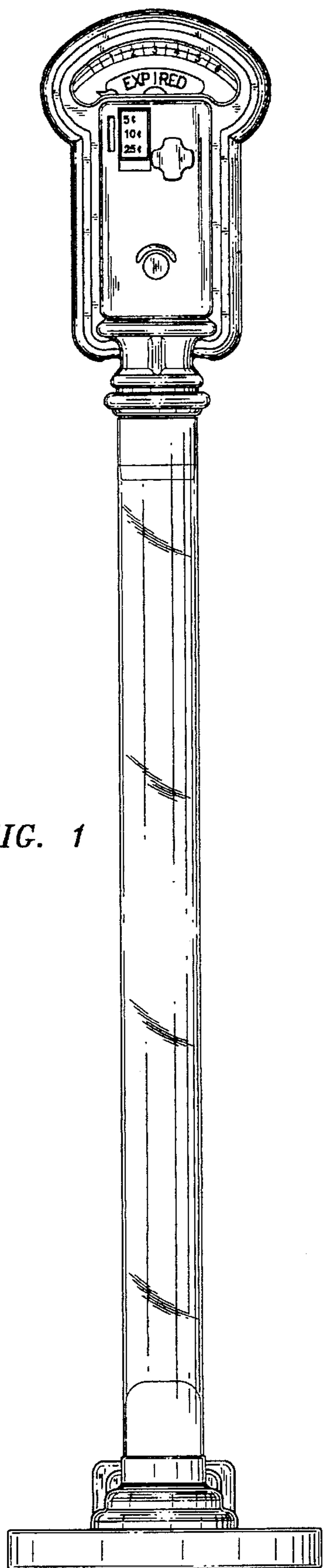


FIG. 1

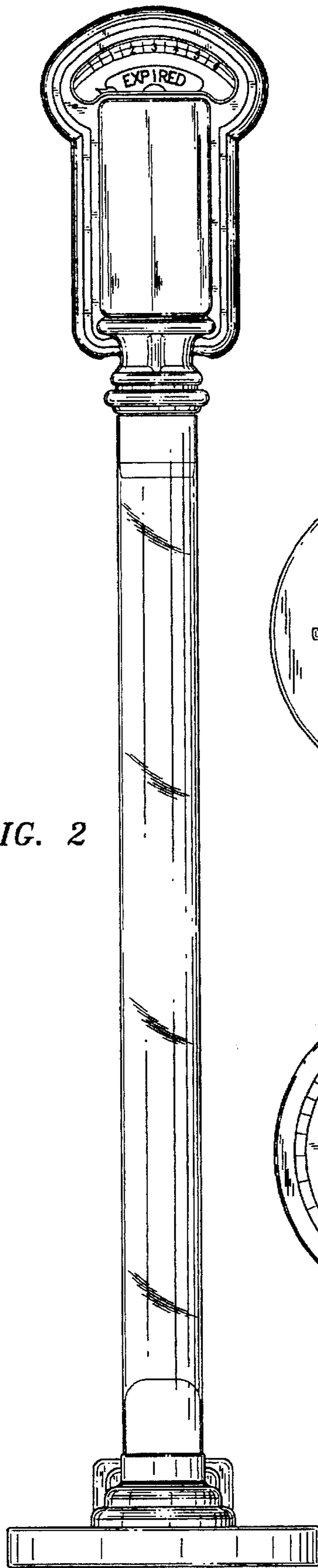


FIG. 2

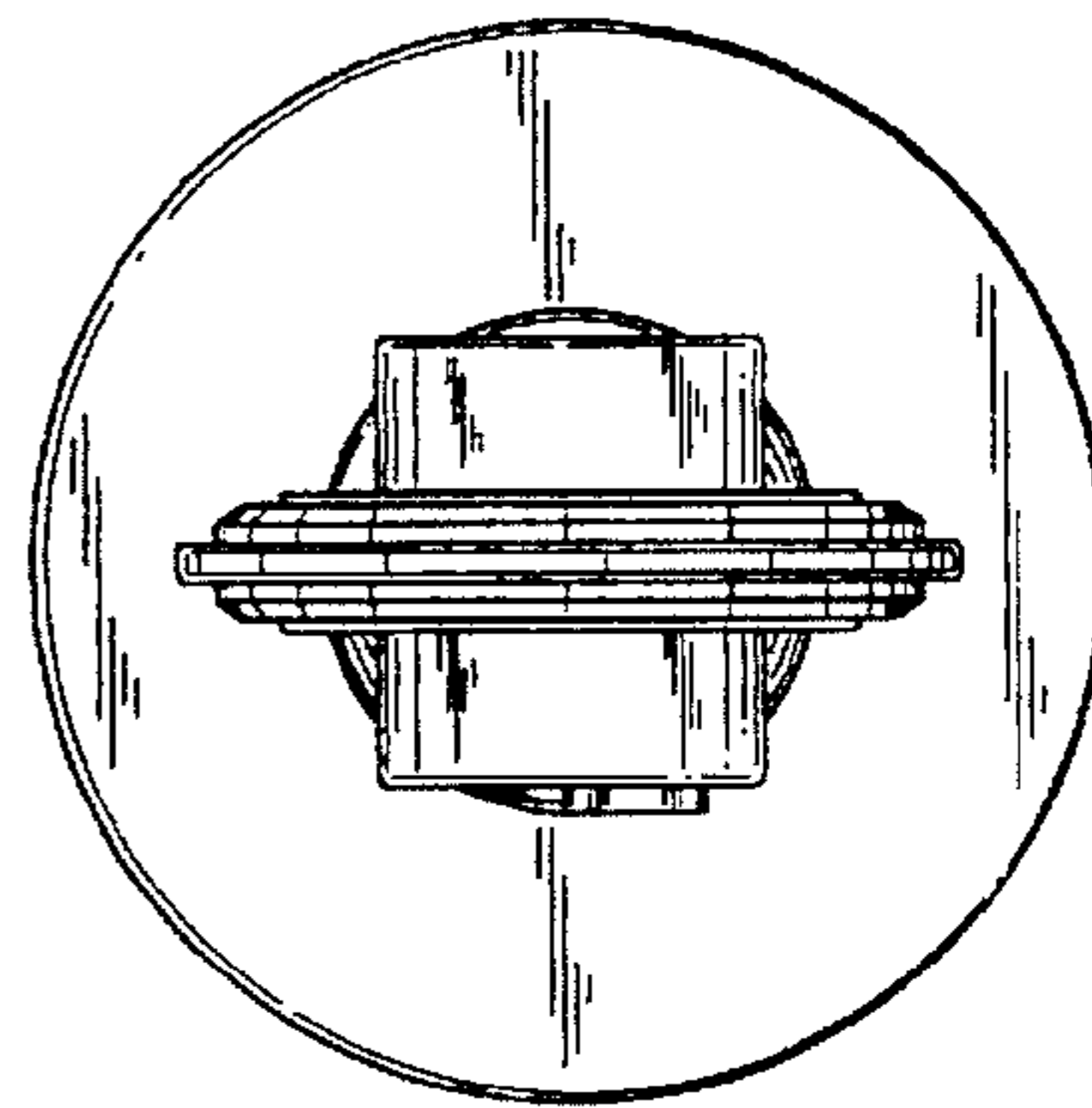


FIG. 4

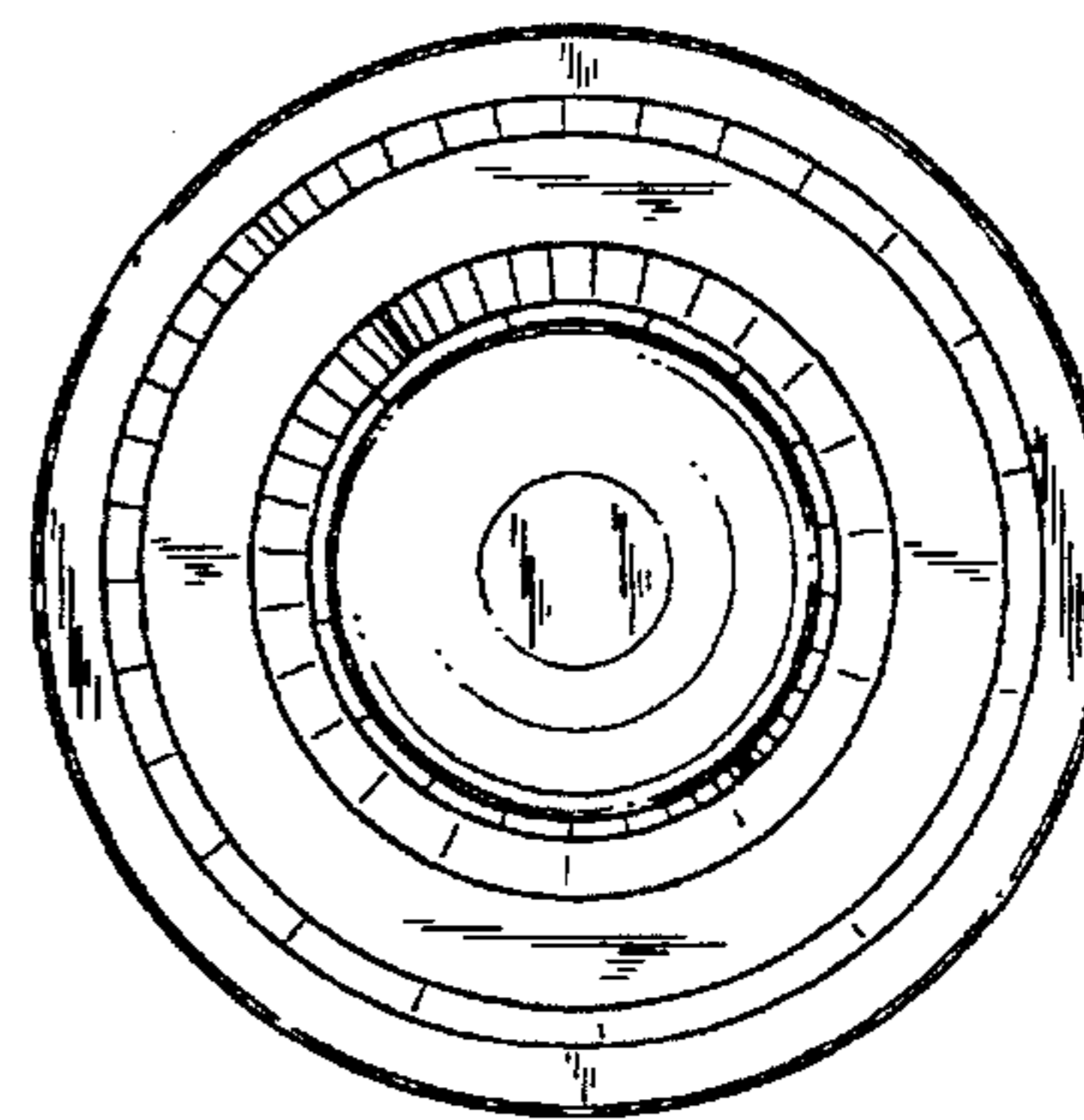


FIG. 3

