



US00D379008S

United States Patent [19]

Constantine et al.

[11] Patent Number: **Des. 379,008**

[45] Date of Patent: ****Apr. 29, 1997**

[54] **ELECTRONIC MESSAGE RECORDER**

D. 345,562 3/1994 Yatabe D14/164
D. 346,602 5/1994 Robertson D14/160 X

[75] Inventors: **Richard Constantine**, Niantic; **James M. Rittenhouse, Jr.**, Cos Cob, both of Conn.

Primary Examiner—Sandra L. Morris
Assistant Examiner—Nanda Bondade
Attorney, Agent, or Firm—Ohlandt, Greeley, Ruggiero & Perle

[73] Assignee: **Conair Corporation**, Stamford, Conn.

[**] Term: **14 Years**

[57] **CLAIM**

[21] Appl. No.: **43,124**

The ornamental design for an electronic message recorder, as shown and described.

[22] Filed: **Aug. 25, 1995**

DESCRIPTION

[52] U.S. Cl. **D14/167**

[58] **Field of Search** D14/124, 137,
D14/160-169, 172, 188-192, 265, 299;
455/344, 347, 350, 351

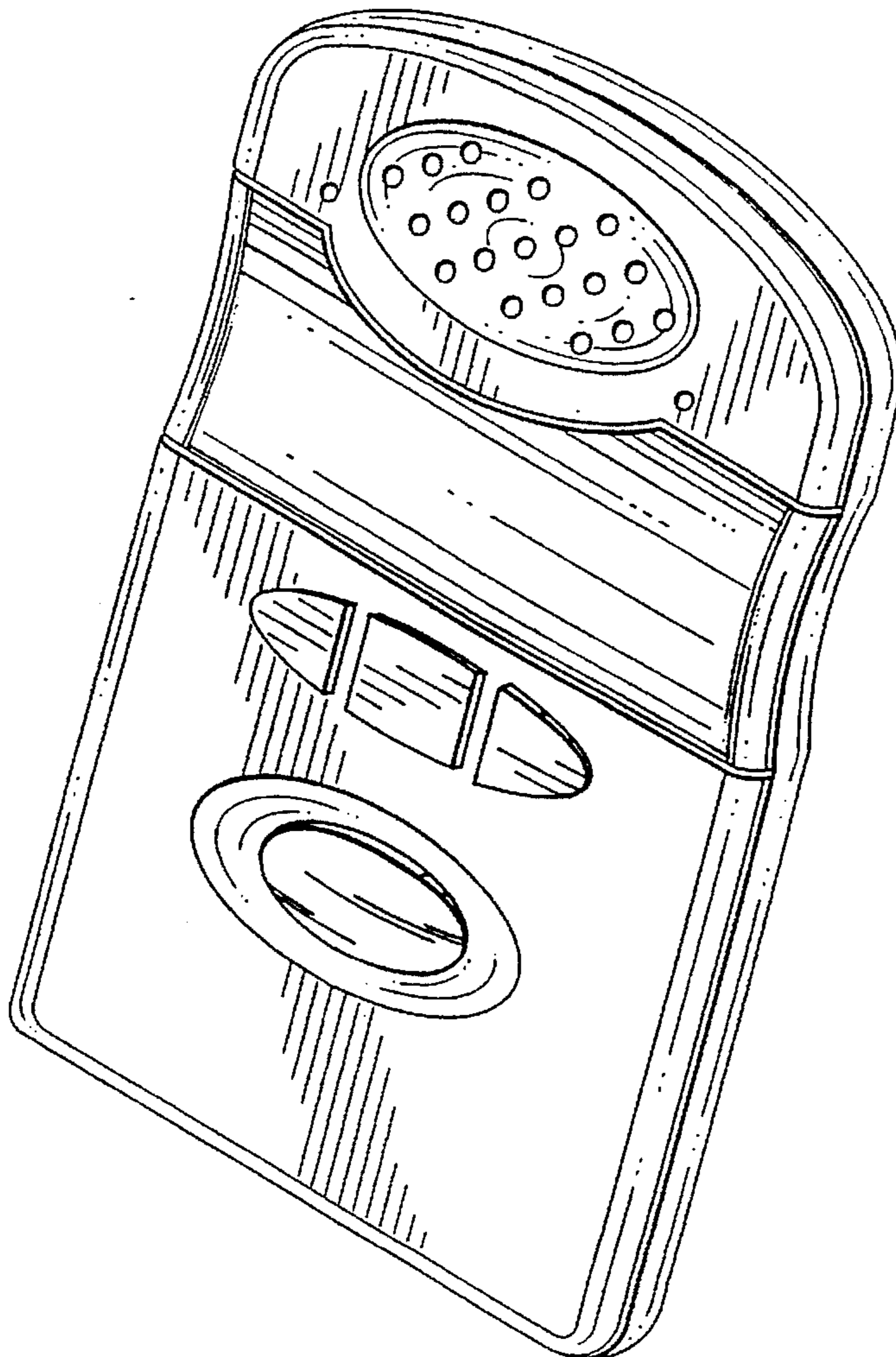
FIG. 1 is a perspective view of an electronic message recorder, showing our new design;
FIG. 2 is a top plan view thereof;
FIG. 3 is a bottom plan view thereof;
FIG. 4 is a left side elevation view thereof;
FIG. 5 is a right side elevation view thereof;
FIG. 6 is a rear elevational view thereof; and,
FIG. 7 is a front elevational view thereof.

[56] **References Cited**

U.S. PATENT DOCUMENTS

D. 324,683 3/1992 Okada et al. D14/165
D. 325,579 4/1992 Bouhuys D14/191
D. 326,652 6/1992 Kanno D14/163 X

1 Claim, 3 Drawing Sheets



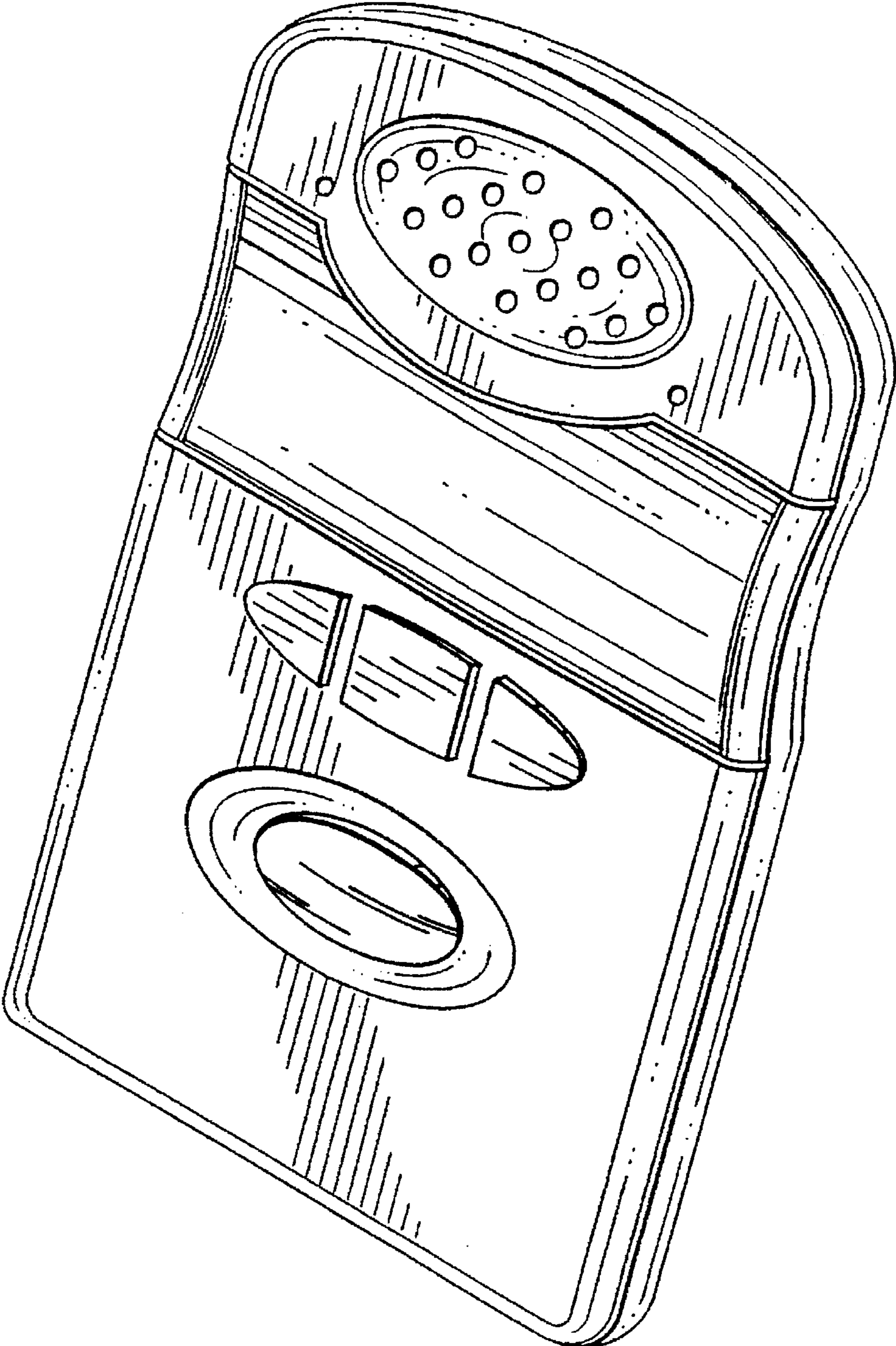


FIG. 1

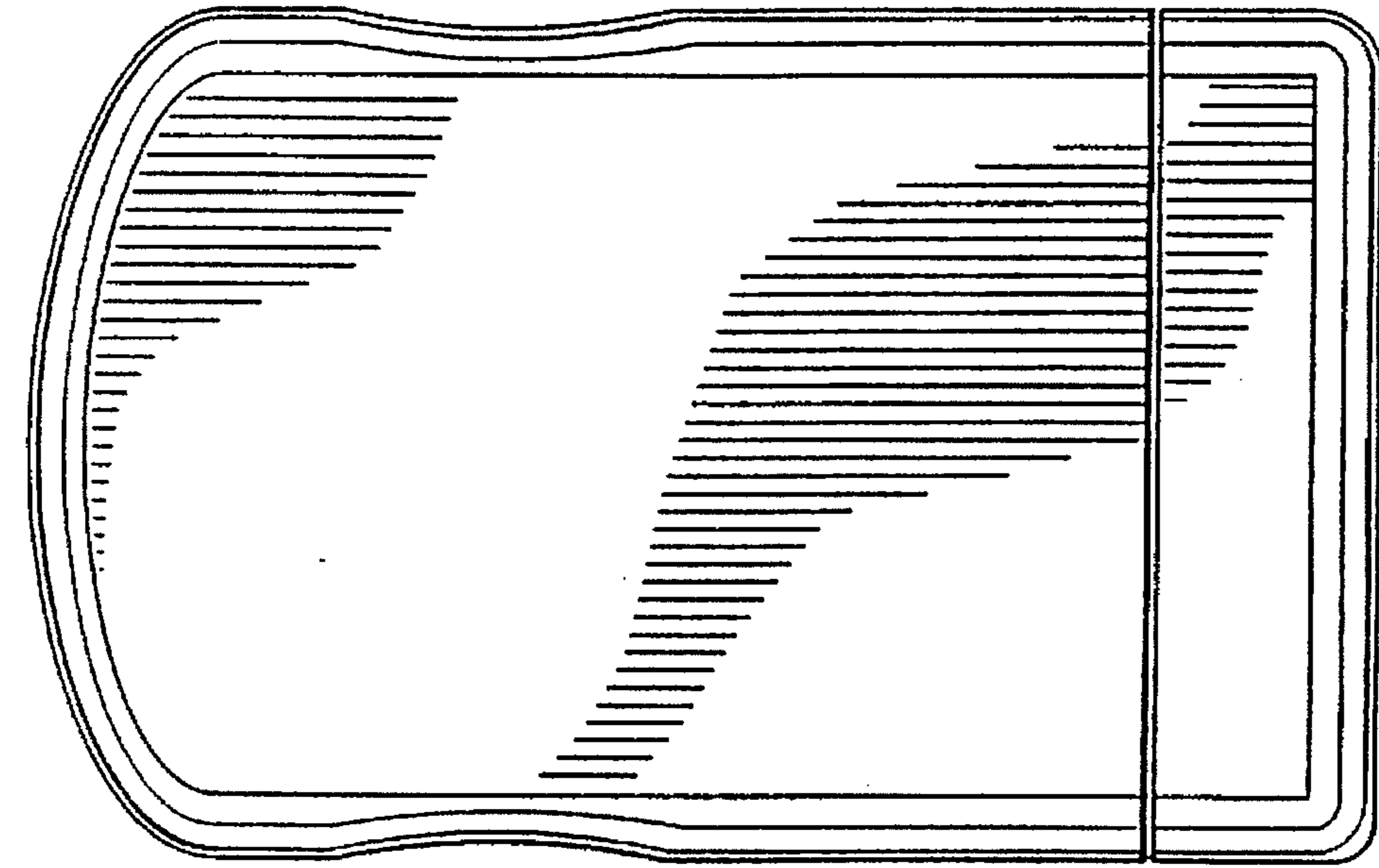


FIG. 2




FIG. 3




FIG. 4

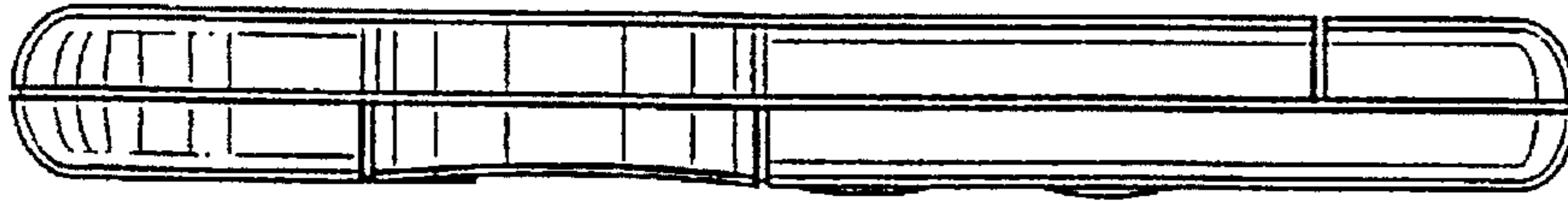


FIG. 5



FIG. 6



FIG. 7