



US00D379000S

United States Patent [19]
Choi

[11] **Patent Number: Des. 379,000**
[45] **Date of Patent: **Apr. 29, 1997**

[54] **EAGLE WHEEL SPINNER**
[76] **Inventor: James H. Choi**, 2157 E. Del Amo
Blvd., Rancho Dominguez, Calif. 90220
[**] **Term: 14 Years**
[21] **Appl. No.: 52,722**
[22] **Filed: Apr. 9, 1996**
[52] **U.S. Cl. D12/213**
[58] **Field of Search D12/213, 204,**
D12/199; 301/37.1, 37.26, 37.42, 108.1,
108.5

4,217,002 8/1980 Simpson 301/37.1

OTHER PUBLICATIONS

Drag Specialities, Accessories for Harley-Davidson, 1995
Catalog, p. 685, See "Eagle Head Fender Ornamnets and
'Screaming Eagle' Emblems".
Low Rider Magazine, Apr. 1995, rear cover.

Primary Examiner—James M. Gandy
Assistant Examiner—Stacia Sinuik
Attorney, Agent, or Firm—Albert O. Cota

[57] **CLAIM**

The ornamental design for an eagle wheel spinner, as shown
and described.

[56] **References Cited**

U.S. PATENT DOCUMENTS

D. 57,677	4/1921	Lake et al.	D12/199
D. 75,588	6/1928	Ruppel	D12/199
D. 191,394	9/1961	Garcia	D12/213
D. 297,632	9/1988	Marshall	D12/213
D. 362,233	9/1995	Miansian	D12/213
D. 366,442	1/1996	Marchisset	D12/213
D. 370,198	5/1996	Starr, Sr. et al.	D12/213
3,005,906	10/1961	Butler, Jr.	301/37.1 X
4,138,160	2/1979	Lohmeyer	301/37.1 X
4,191,427	3/1980	Bradley	301/108.1

DESCRIPTION

FIG. 1 is a front elevational view of an eagle wheel spinner
showing my new design;
FIG. 2 is a rear elevational view thereof;
FIG. 3 is a top plan view thereof;
FIG. 4 is a bottom plan view thereof;
FIG. 5 is a left side elevational view thereof; and,
FIG. 6 is a right side elevational view thereof.

1 Claim, 3 Drawing Sheets






Fig. 1




Fig. 2

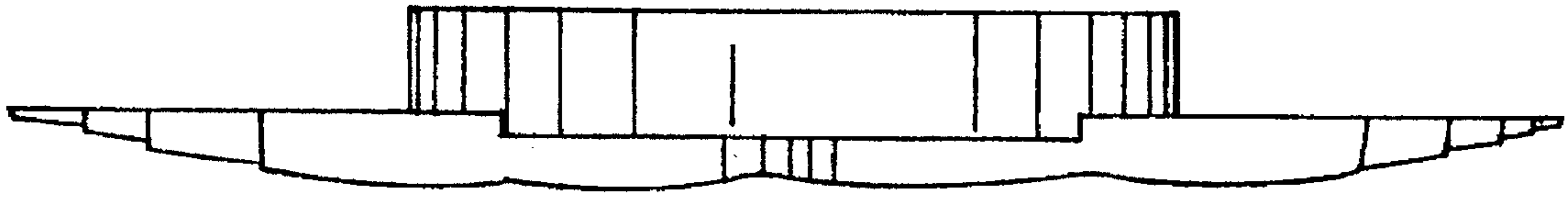


Fig. 3

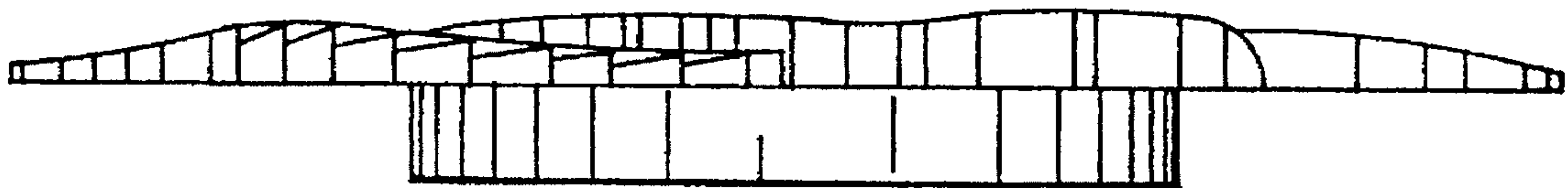


Fig. 4

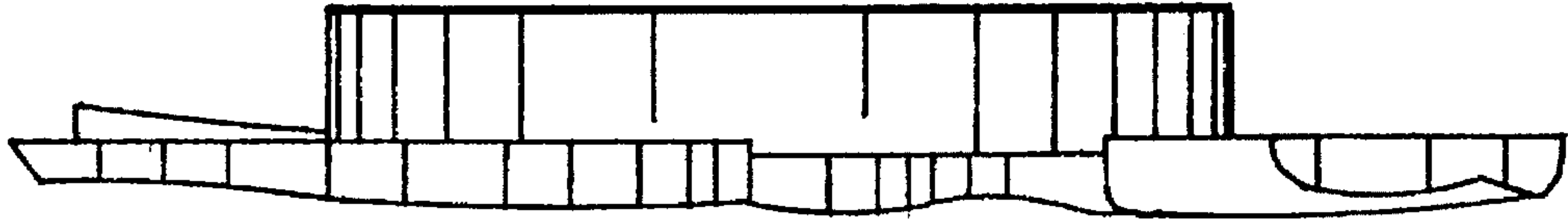


Fig. 6

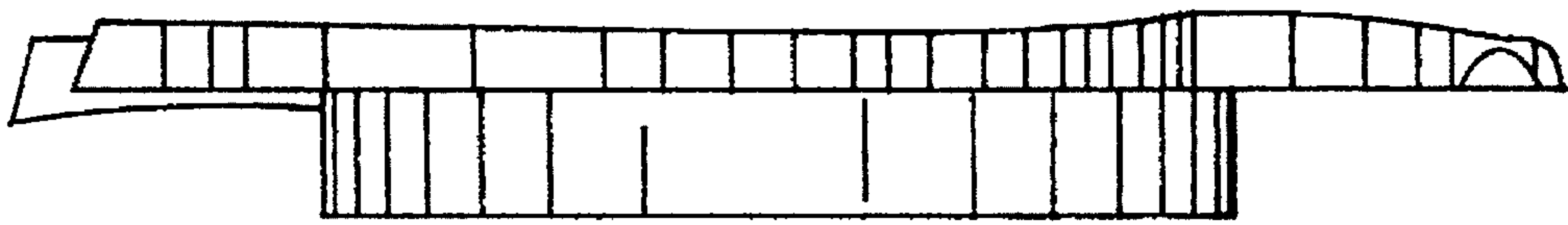


Fig. 5