



US00D378984S

United States Patent [19]
Carsello

[11] **Patent Number:** **Des. 378,984**
[45] **Date of Patent:** ****Apr. 29, 1997**

[54] **DOOR LEVER**

[75] **Inventor:** **Anthony J. Carsello**, Chino, Calif.

[73] **Assignee:** **Emhart Inc.**, Newark, Del.

[**] **Term:** **14 Years**

[21] **Appl. No.:** **922,082**

[22] **Filed:** **Jul. 31, 1992**

[52] **U.S. Cl.** **D8/308**

[58] **Field of Search** **D8/300, 301, 306-308;**
D23/250, 251, 254; 16/110 R, 111 R, 121

[56] **References Cited**

U.S. PATENT DOCUMENTS

D. 233,010 10/1974 Tegner D8/308

OTHER PUBLICATIONS

Valli & Colombo Catalog, Copyright 1991, pp. 2 and 3, "RUSTIC".

Kwikset Pamphlet, Copyright 1988, "LIDO".

Baldwin Catalog, Copyright 1990, Product No. 5450.

Lori Catalog, May 1989, p. C1.4, "SWIRL" Lever.

Dexter Catalog, Jun. 1990, p. 7, "LOREN" Lever.

Schlage Catalog, Copyright 1988, p. 11 ("FLAIR") and inside back cover(Jamestown).

Primary Examiner—B. J. Bullock

[57] **CLAIM**

The ornamental design for a door lever, as shown and described.

DESCRIPTION

FIG. 1 is a front view of my new design of a door lever; FIG. 2 is a rear view of my new design of the door lever; FIG. 3 is a top view of my new design of the door lever; FIG. 4 is a bottom view of my new design of the door lever; FIG. 5 is a right side view of my new design of the door lever; FIG. 6 is a left side view of my new design of the door lever; FIG. 7 is a sectional view taken on line 7—7 of FIG. 1 of my new design of the door lever; FIG. 8 is a sectional view taken on line 8—8 of FIG. 1 of my new design of the door lever; FIG. 9 is a fragmentary sectional view taken on line 9—9 of FIG. 1 of my new design of the door lever; and, FIG. 10 is a perspective view of my new design of the door lever.

1 Claim, 2 Drawing Sheets

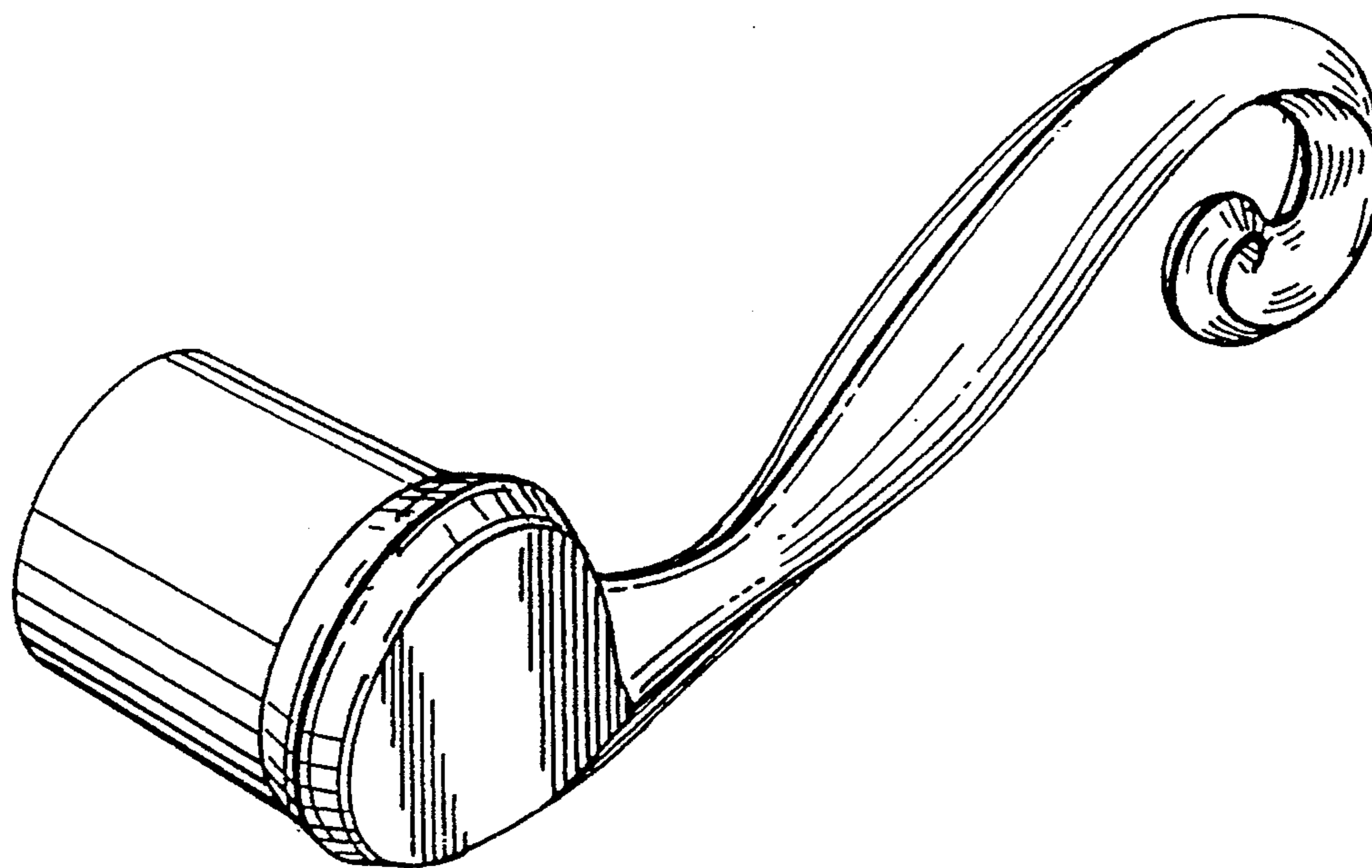


Fig. 1

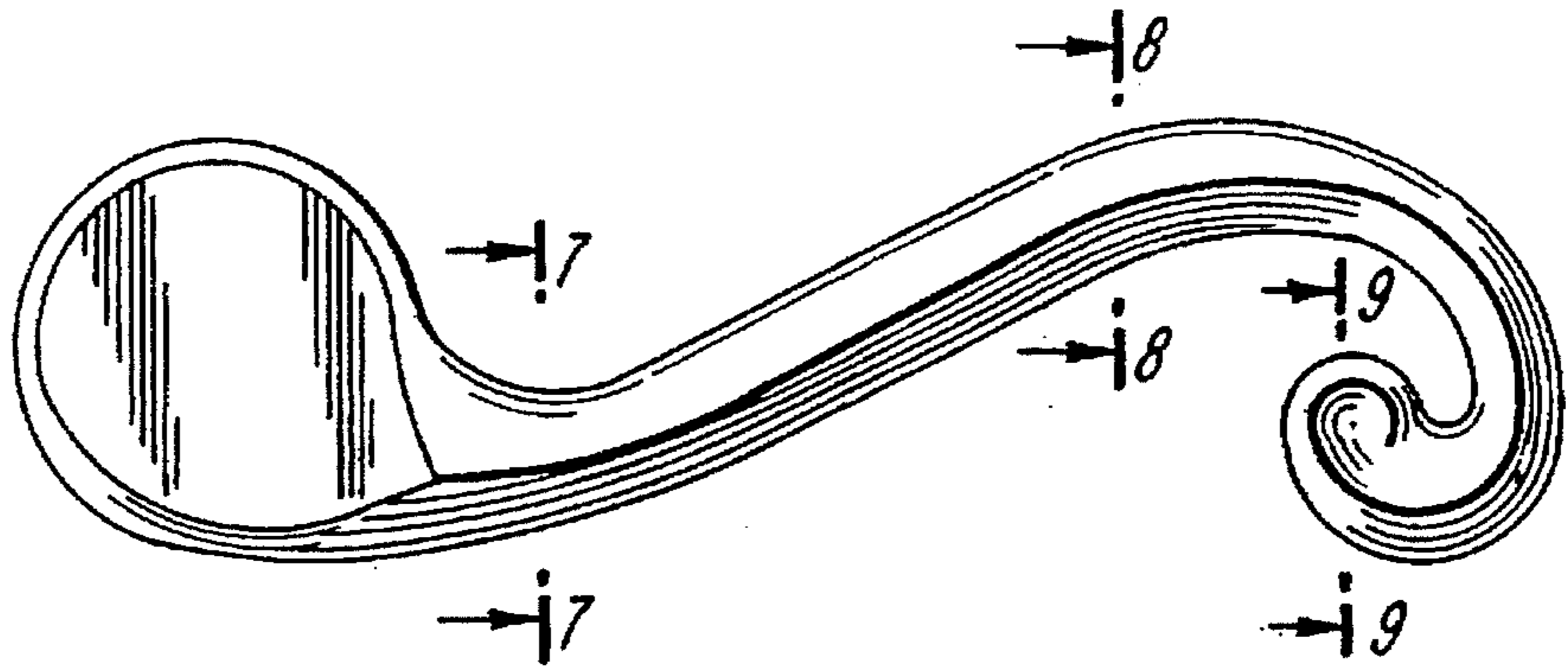


Fig. 2

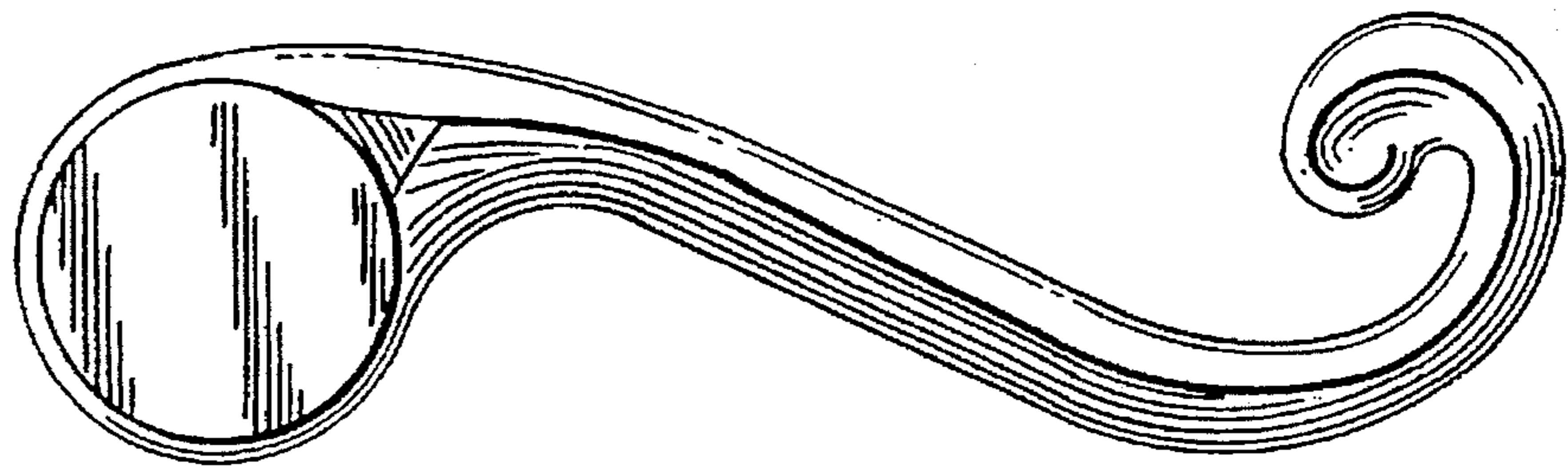


Fig. 3




Fig. 4




FIG. 5

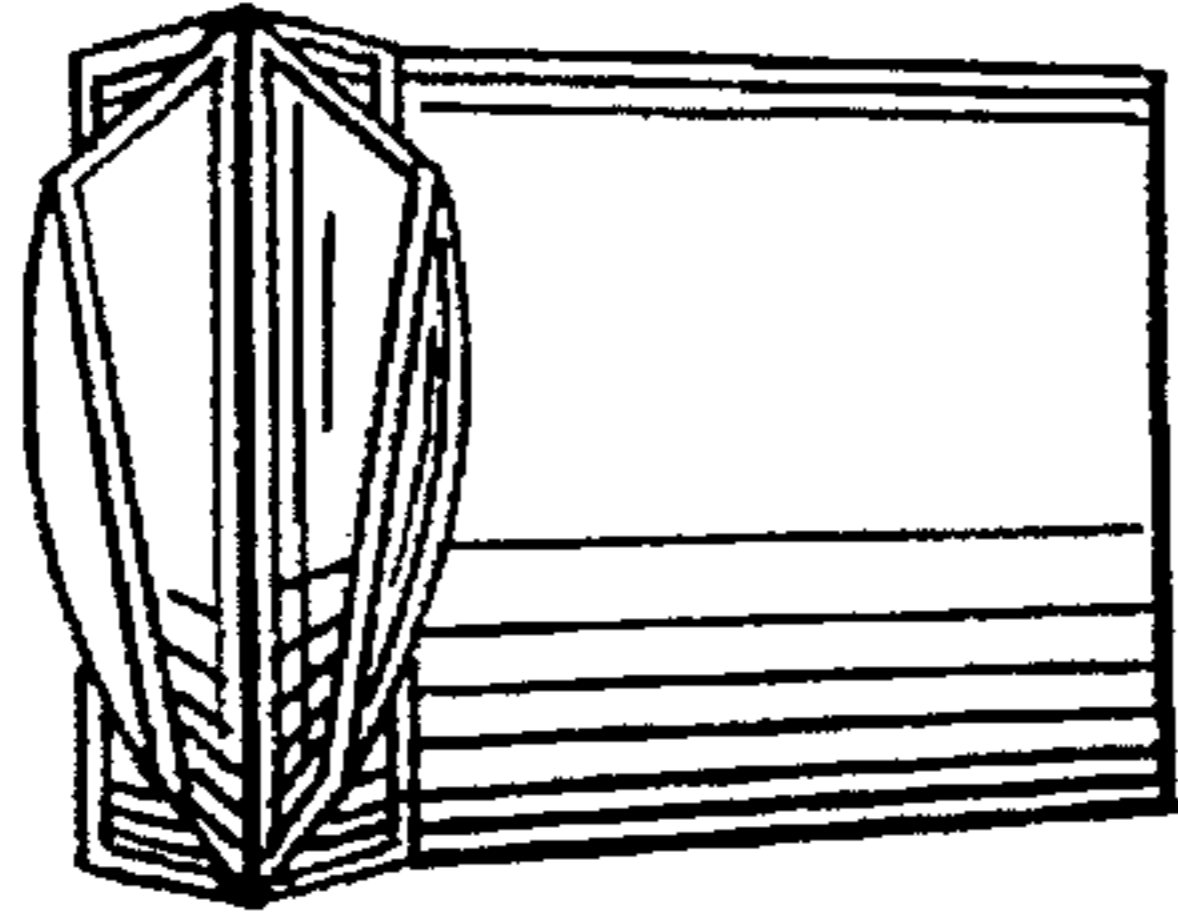


FIG. 6




FIG. 8



FIG. 7

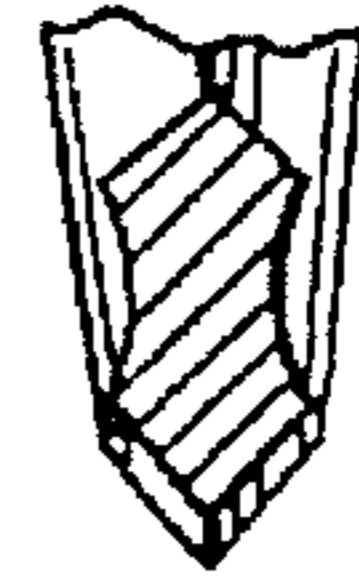


FIG. 9

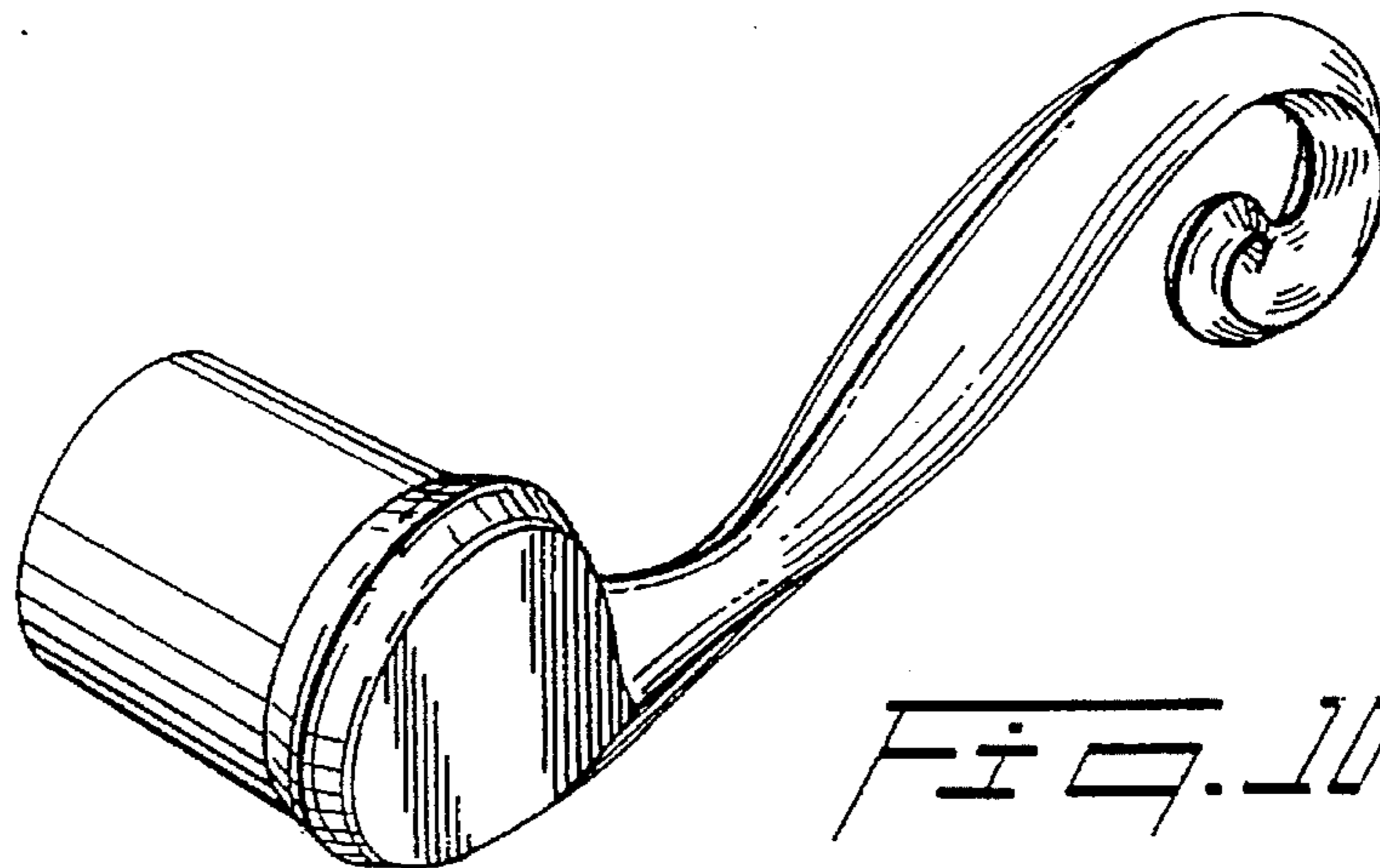


FIG. 10