



US00D378980S

# United States Patent [19]

[11] Patent Number: **Des. 378,980**

Thayer et al.

[45] Date of Patent: **\*\*Apr. 29, 1997**

[54] **TIE-DOWN STAKE**

D. 282,104 1/1986 Taylor ..... D26/138 X

[75] Inventors: **Susan S. Thayer**, Winter Haven;  
**Timothy D. Wert**, Lakeland, both of  
Fla.

*Primary Examiner*—Holly H. Baynham  
*Attorney, Agent, or Firm*—Allen, Dyer, Doppelt, Milbrath &  
Gilchrist, P.A.

[73] Assignee: **Thayer Industries, Inc.**, Dundee, Fla.

[57] **CLAIM**

[\*\*] Term: **14 Years**

The ornamental design for a tie-down stake, as shown and  
described.

[21] Appl. No.: **48,762**

**DESCRIPTION**

[22] Filed: **Dec. 8, 1995**

[52] U.S. Cl. .... **D8/1; D21/255**

[58] Field of Search ..... **D8/1, 354; D21/255;**  
**135/118; 47/47; D26/138**

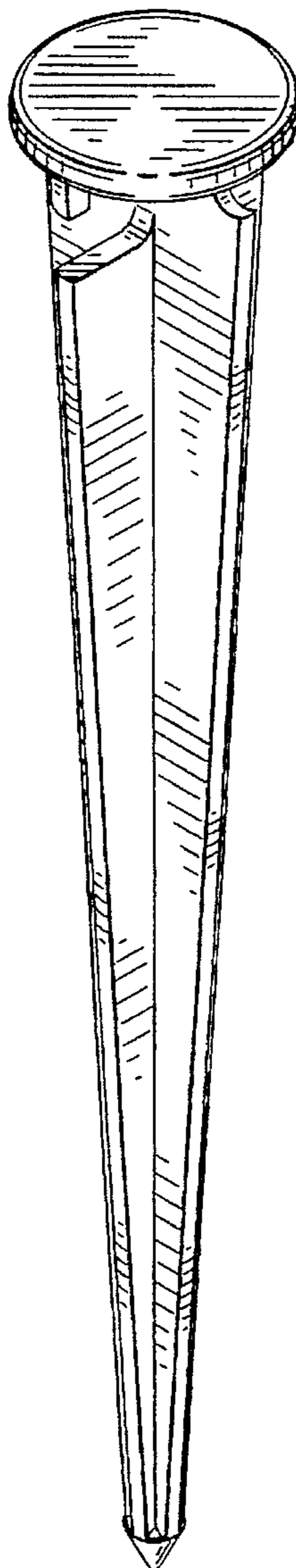
FIG. 1 is a top, right perspective view of the tie-down stake  
showing our new design;  
FIG. 2 is a front elevation view thereof;  
FIG. 3 is a right side elevation view thereof;  
FIG. 4 is a rear elevation view thereof;  
FIG. 5 is a left side elevation view thereof;  
FIG. 6 is a top plan view thereof; and,  
FIG. 7 is a bottom plan view thereof.

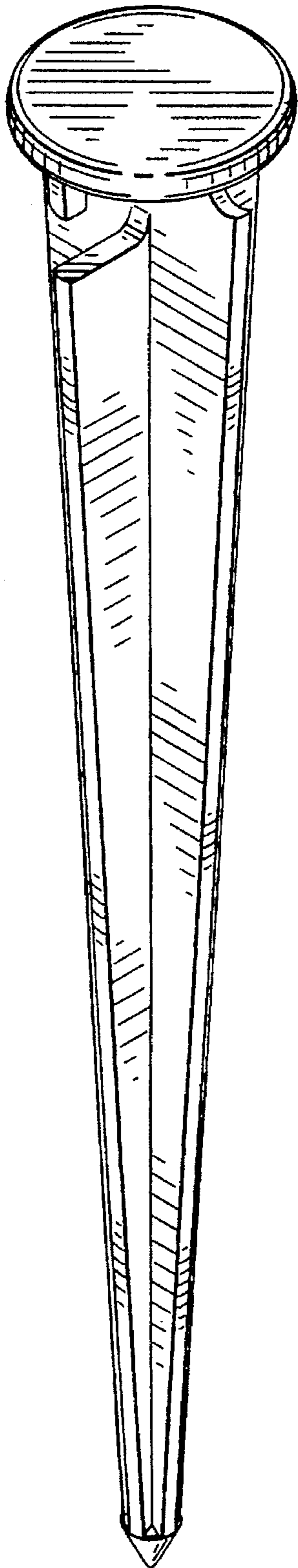
[56] **References Cited**

**U.S. PATENT DOCUMENTS**

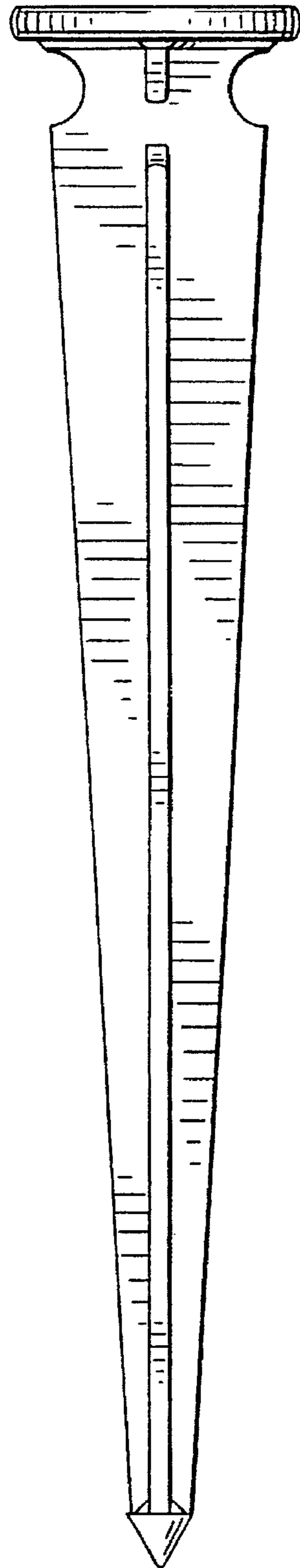
- D. 209,439 11/1967 Diederich ..... D21/255
- D. 218,582 9/1970 Kiester ..... D21/255

**1 Claim, 3 Drawing Sheets**





— FIG. 1.



— FIG. 2.

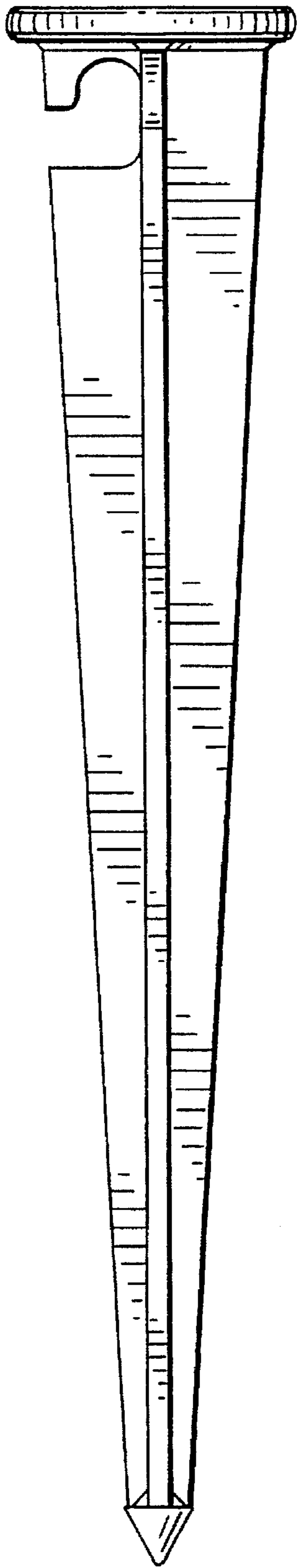


FIG. 3.

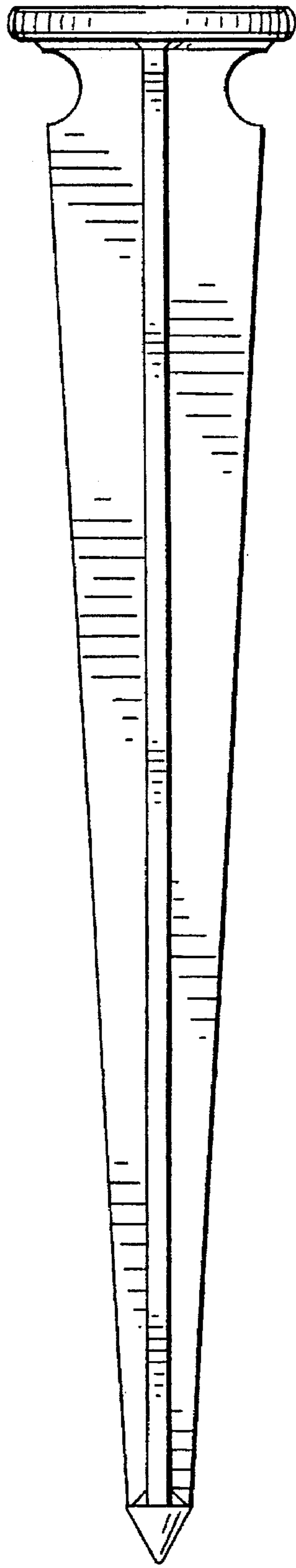


FIG. 4.

