



US00D378954S

United States Patent [19]
Daigle

[11] **Patent Number: Des. 378,954**

[45] **Date of Patent: **Apr. 29, 1997**

[54] **HUNTER'S RIFLE SLING**

4,768,689 9/1988 Davis 224/150 X

[76] **Inventor: Bernard Daigle, P.O. Box 244,
Newton, Mass. 02164**

Primary Examiner—Doris V. Coles
Assistant Examiner—Catherine R. Oliver

[**] **Term: 14 Years**

[57] **CLAIM**

[21] **Appl. No.: 49,027**

The ornamental design for a hunter's rifle sling, as shown and described.

[22] **Filed: Jan. 16, 1996**

DESCRIPTION

[52] **U.S. Cl. D3/262**

[58] **Field of Search D3/262, 214, 259;
224/150, 188, 913, 258; 206/314, 317**

FIG. 1 is a perspective view thereof;
FIG. 2 is a front elevational view thereof;
FIG. 3 is a rear elevational view thereof; and,
FIG. 4 is a left side elevational view, the right side being a mirror image thereof.

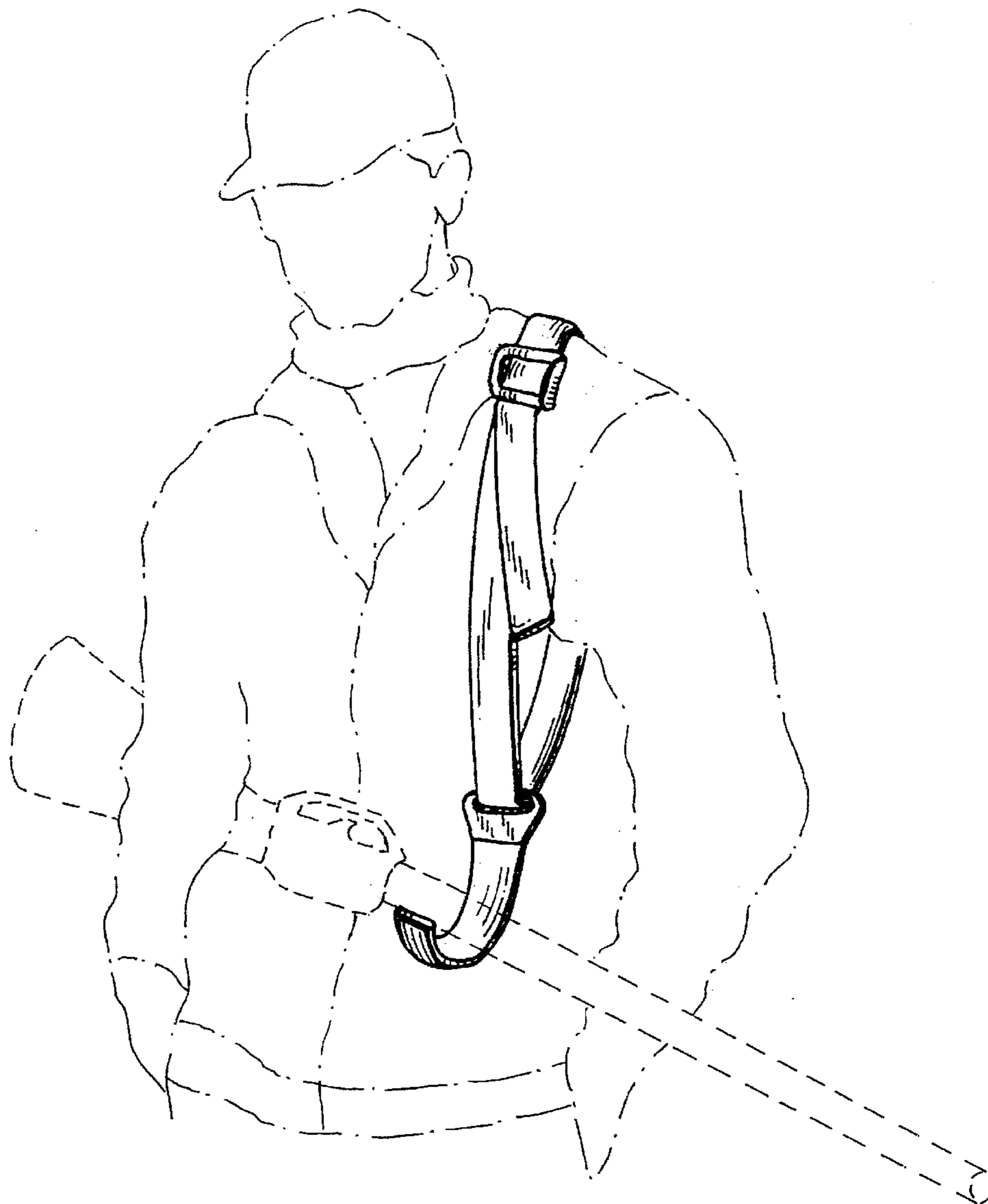
[56] **References Cited**

U.S. PATENT DOCUMENTS

279,706	6/1883	Carroll	224/258
D. 330,633	11/1992	Lavin	D3/221
4,542,840	9/1985	Pepper, Sr. et al.	224/913 X
4,562,945	1/1986	Erlandson	224/150
4,691,852	9/1987	Phelps	224/150

The broken line showing of a person in FIG. 1 is for illustrative purposes only and forms no part of the claimed design.

1 Claim, 2 Drawing Sheets



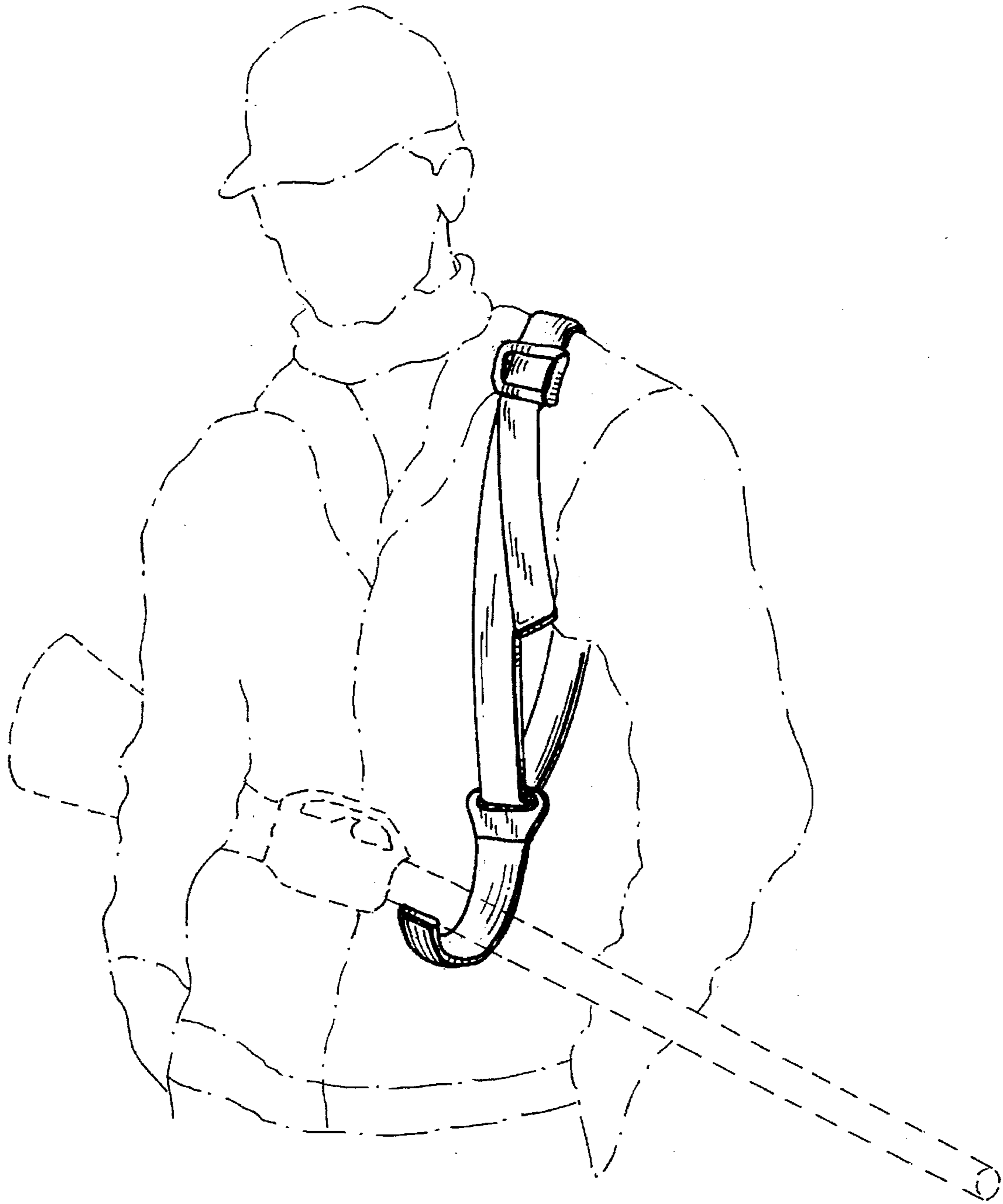


FIG. 1

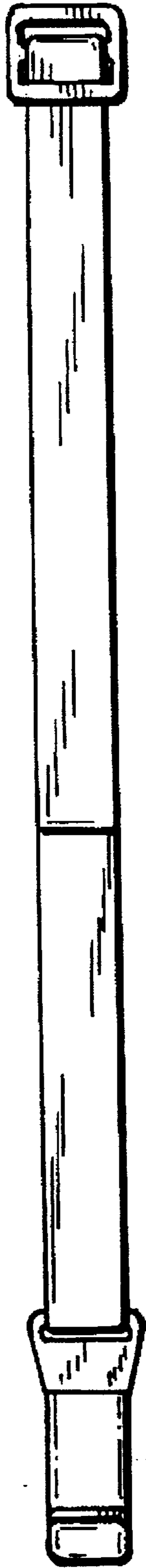


FIG. 2




FIG. 3

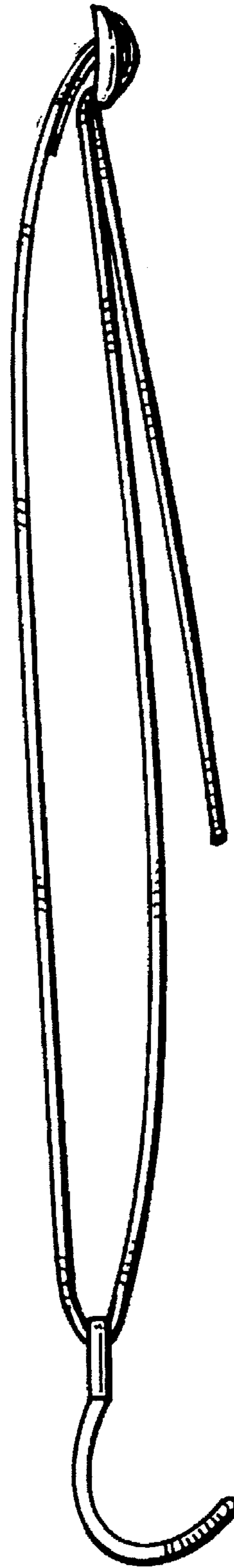


FIG. 4