



US00D378949S

United States Patent [19]
Lindaman

[11] **Patent Number:** **Des. 378,949**
[45] **Date of Patent:** ****Apr. 29, 1997**

[54] **SOCK WITH LOOP AND PILE FASTENER AND FOLD OVER TOP**

1,813,266 7/1931 Woods 2/239
1,975,735 10/1934 Vaughan, Jr. D2/980 X
2,252,768 8/1941 Houseman D2/980 X
2,655,020 10/1953 Allen D2/980 X

[76] Inventor: **Glenn Lindaman**, 690 S. 10th St.,
Allentown, Pa. 18103

[**] Term: **14 Years**

Primary Examiner—Paula A. Mortimer
Attorney, Agent, or Firm—Eckert Seamans Cherin & Mellott

[21] Appl. No.: **47,988**

[57] **CLAIM**

[22] Filed: **Dec. 18, 1995**

The ornamental design for sock with loop and pile fastener and fold over top, as shown and described.

Related U.S. Application Data

DESCRIPTION

[63] Continuation-in-part of Ser. No. 45,130, Oct. 10, 1995, which is a continuation-in-part of Ser. No. 17,056, Jan. 5, 1994, Pat. No. Des. 362,957.

[52] **U.S. Cl.** **D2/993**

[58] **Field of Search** D2/980, 983, 984,
D2/985, 987, 988, 990, 992, 993; 2/239,
240

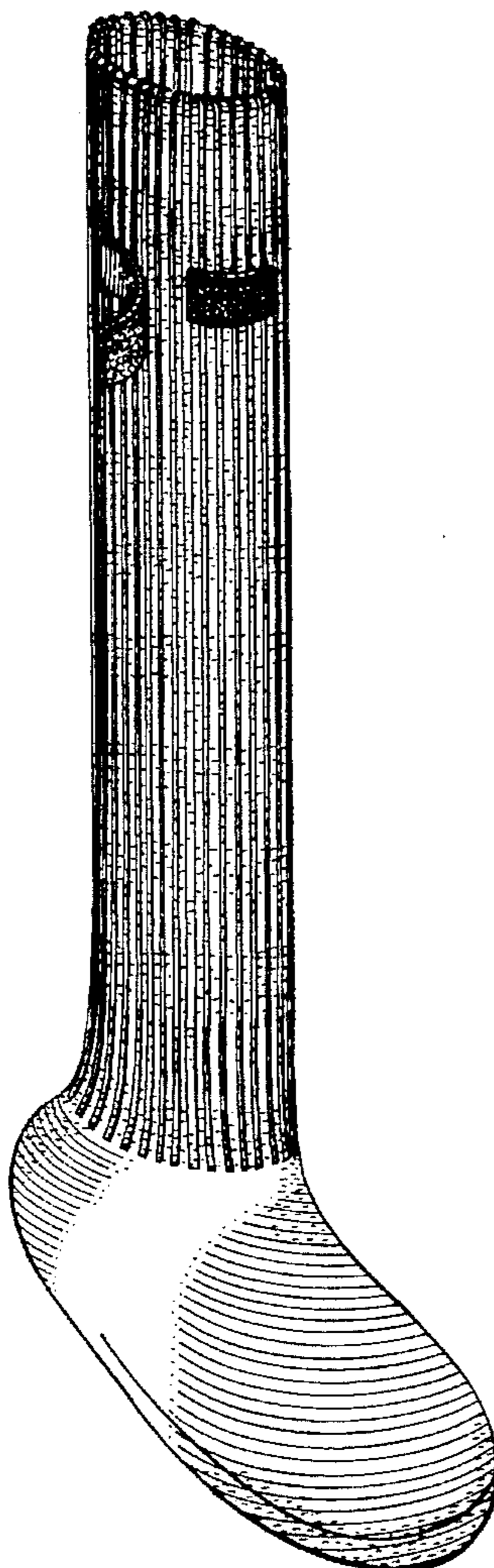
FIG. 1 is a front perspective view of a sock with loop and pile fastener and fold over top showing my new design; FIG. 2 is the perspective view of FIG. 1, showing the top of the sock folded over; FIG. 3 is a right side elevational view of the sock with the top unfolded; FIG. 4 is a front elevational view thereof; FIG. 5 is a left side elevational view thereof; FIG. 6 is a rear elevational view thereof; FIG. 7 is a top plan view thereof; and, FIG. 8 is a bottom plan view thereof.

[56] **References Cited**

U.S. PATENT DOCUMENTS

D. 362,957 10/1995 Lindaman D2/993
380,421 4/1888 Chester 2/239

1 Claim, 3 Drawing Sheets



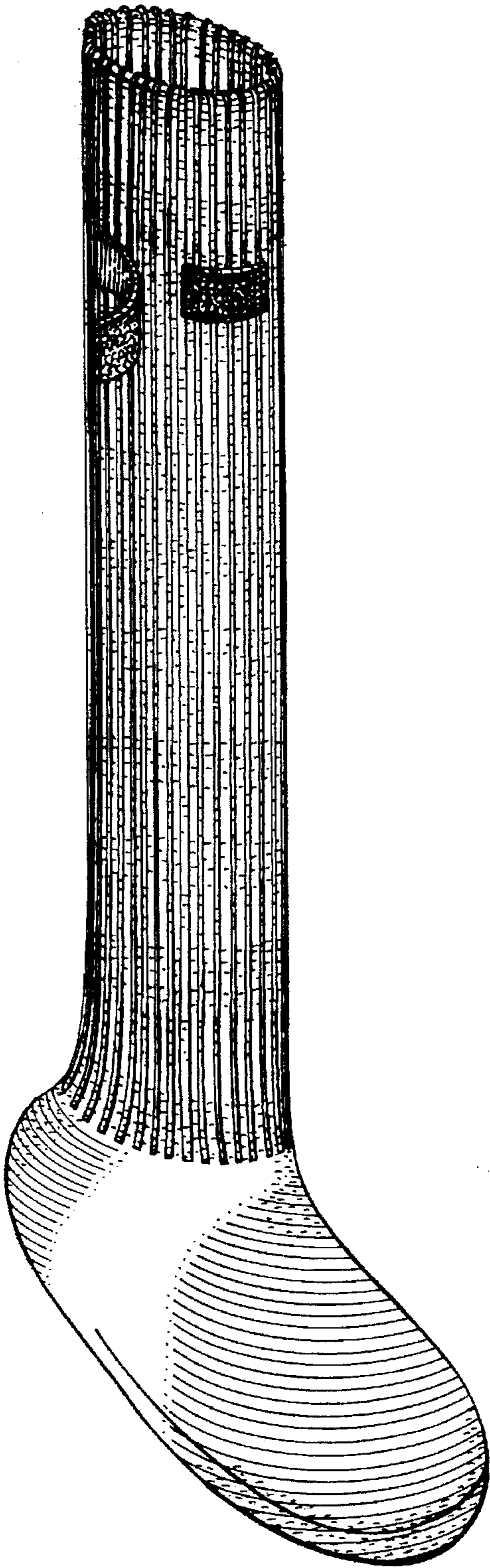


Fig. 1.




Fig. 2.

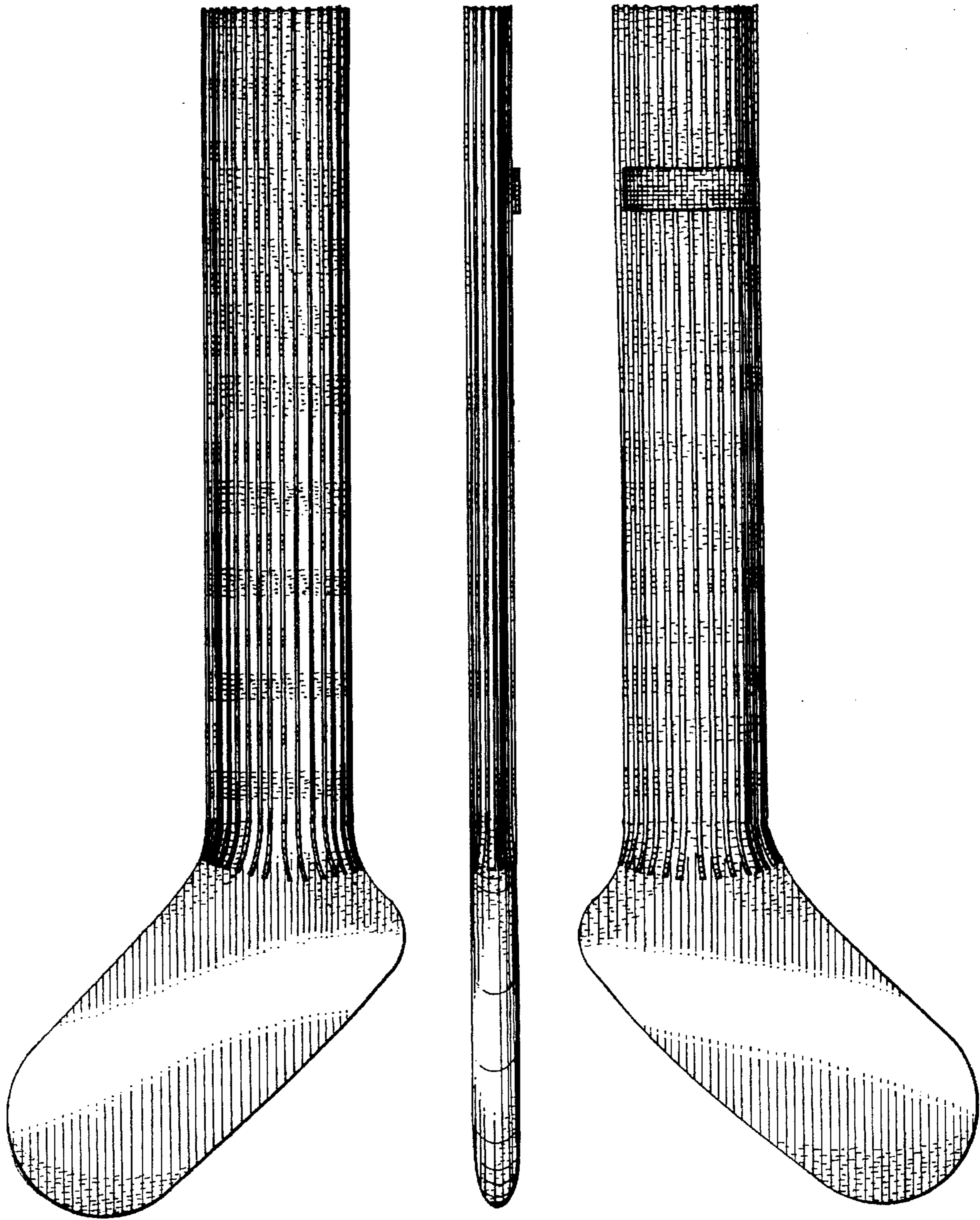


Fig. 3. Fig. 4. Fig. 5.




FIG. 6.



FIG. 7.

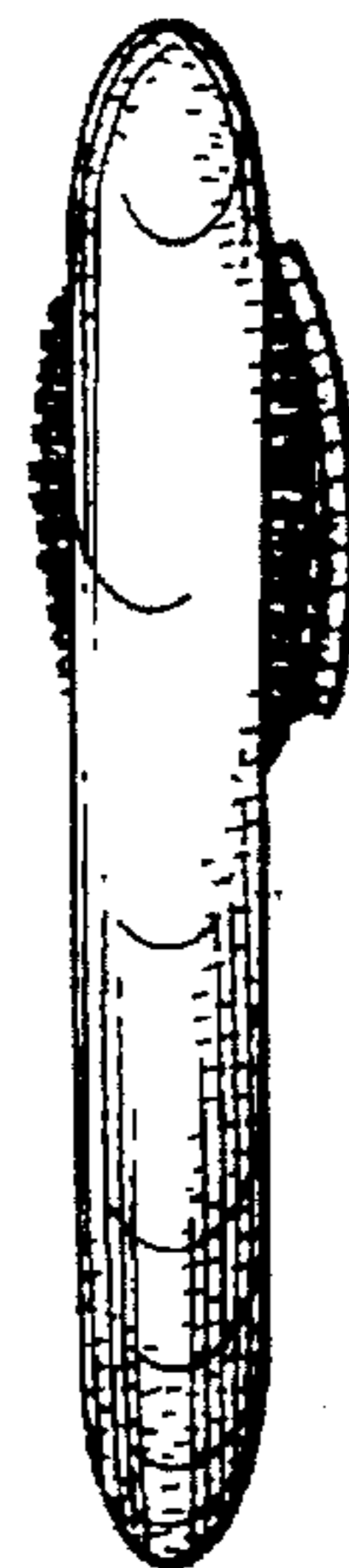


FIG. 8.