

US00D378946S

United States Patent [19]
Wang

[11] **Patent Number: Des. 378,946**

[45] **Date of Patent: **Apr. 22, 1997**

[54] **DECORATIVE PLATE FOR LAMP SHADES AND CEILING FAN HOUSINGS**

[76] Inventor: **Yuh-Shyong Wang**, P.O. Box 53-8, Taichung, Taiwan

[**] Term: **14 Years**

[21] Appl. No.: **49,248**

[22] Filed: **Jan. 22, 1996**

[52] U.S. Cl. **D26/152; D6/492; D8/350; D23/411**

[58] **Field of Search** D26/128-137, D26/142, 148, 149, 152, 72, 80-86, 89, 90; D23/377, 379, 385, 411; D6/492, 493, 497; D8/350; 362/147, 404-408, 806, 96, 351

[56] **References Cited**

U.S. PATENT DOCUMENTS

D. 231,324 4/1974 James D8/350

D. 243,662 3/1977 James D8/350
D. 243,920 4/1977 Fine D8/350
D. 259,916 7/1981 Pettinger D8/350
D. 370,973 6/1996 Wu D23/385 X
D. 371,436 7/1996 Jaspers-Fayer D23/411

Primary Examiner—Susan J. Lucas

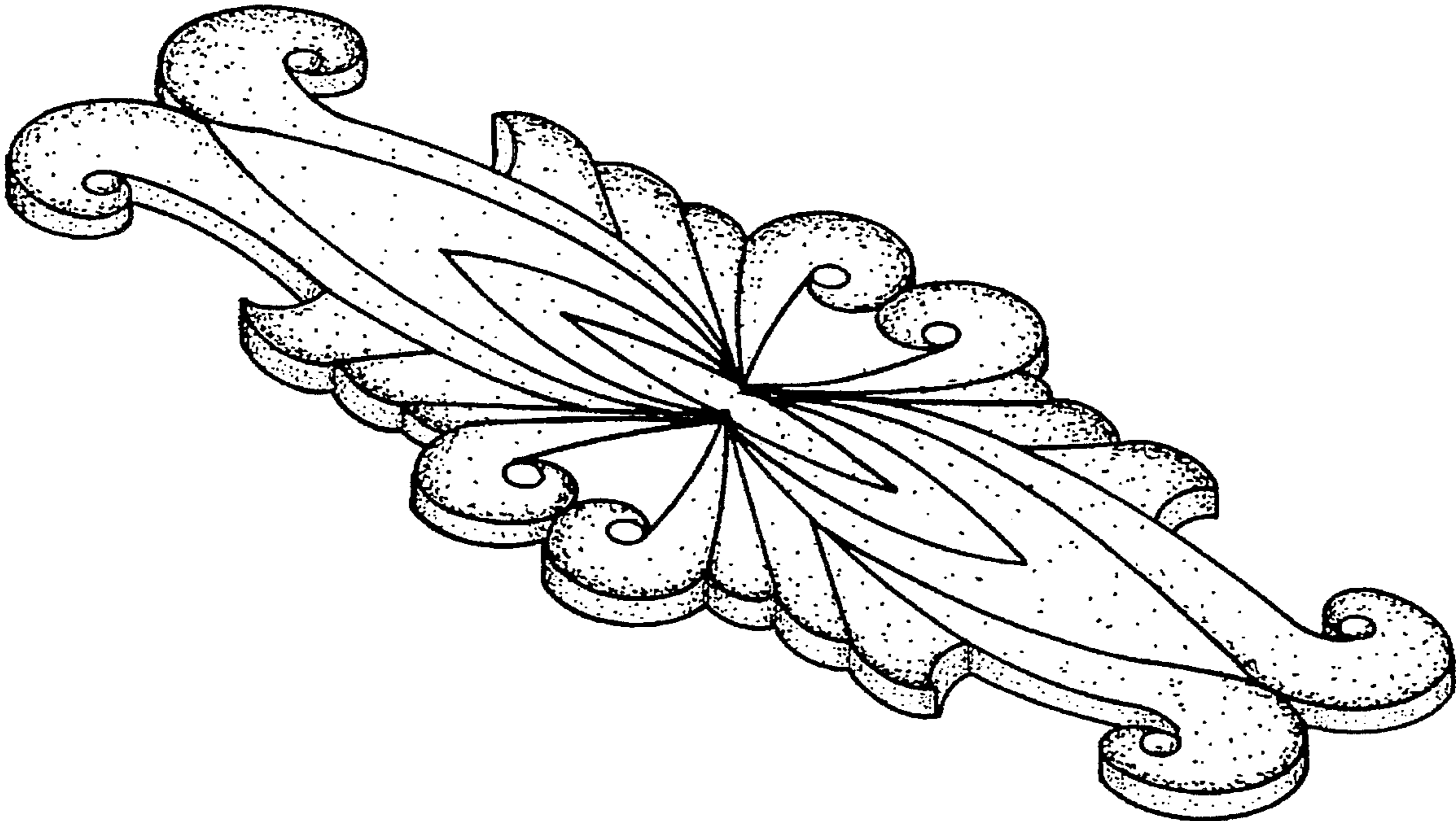
[57] **CLAIM**

The ornamental design for a decorative plate for lamp shades and ceiling fan housings, as shown and described.

DESCRIPTION

FIG. 1 is a perspective view of a decorative plate for lamp shades and ceiling fan housings showing my new design; FIG. 2 is a front elevational view thereof; FIG. 3 is a rear elevational view thereof; FIG. 4 is a top plan view thereof; FIG. 5 is a bottom plan view thereof; FIG. 6 is a left side elevational view thereof; and, FIG. 7 is a right side elevational view thereof.

1 Claim, 3 Drawing Sheets






FIG. 1



FIG. 2



FIG. 3



FIG. 6



FIG. 7




FIG. 4




FIG. 5