



US00D378943S

# United States Patent [19] Swyst

[11] Patent Number: **Des. 378,943**

[45] Date of Patent: **\*\*Apr. 22, 1997**

[54] **HEAD FOR A FLASHLIGHT**

[75] Inventor: **Thomas Swyst**, Arlington, Mass.

[73] Assignee: **Black & Decker Inc.**, Newark, Del.

[\*\*] Term: **14 Years**

[21] Appl. No.: **37,604**

[22] Filed: **Apr. 17, 1995**

[52] U.S. Cl. .... **D26/43**

[58] Field of Search ..... D26/37, 42, 43,  
D26/46, 49, 60; 362/157, 158, 184, 189-191,  
196, 198-205, 207, 208

[56] **References Cited**

**U.S. PATENT DOCUMENTS**

D. 147,258	8/1947	Becker	.....	D26/43
D. 166,073	3/1952	Dunkelberger	.....	D26/43
D. 314,246	1/1991	Bache	.....	D26/62
D. 320,463	10/1991	Petterson et al.	.....	D26/37
D. 363,563	10/1995	Yuen	.....	D26/42

**FOREIGN PATENT DOCUMENTS**

685931	8/1986	Japan	.....	D26/43
--------	--------	-------	-------	--------

*Primary Examiner*—A. Hugo Word  
*Assistant Examiner*—Lavone Tabor  
*Attorney, Agent, or Firm*—Barry E. Deutsch

[57] **CLAIM**

The ornamental design for a head for a flashlight, as shown and described.

**DESCRIPTION**

FIG. 1 is a perspective view taken from the front, top and right side of a head for a flashlight showing my new design, the portion shown in phantom is illustrative of a flexible core to which my new design may be attached;

FIG. 2 is a top plan view thereof;

FIG. 3 is a bottom plan view thereof;

FIG. 4 is a front elevational view thereof;

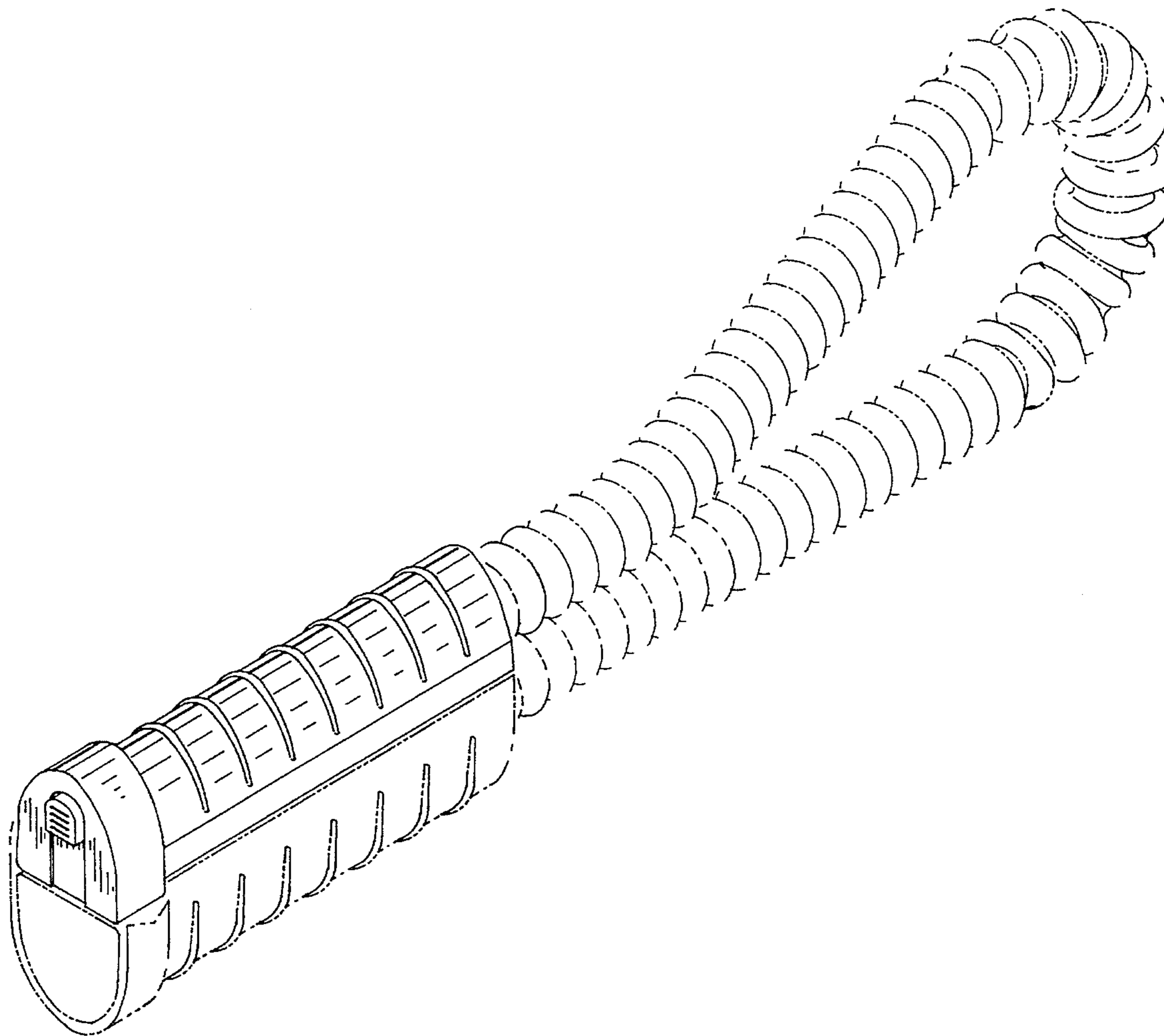
FIG. 5 is a rear elevational view thereof;

FIG. 6 is a right side elevational view thereof; and,

FIG. 7 is a left side elevational view thereof.

The broken lines are for illustrative purposes only and form no part of the claimed design.

**1 Claim, 3 Drawing Sheets**



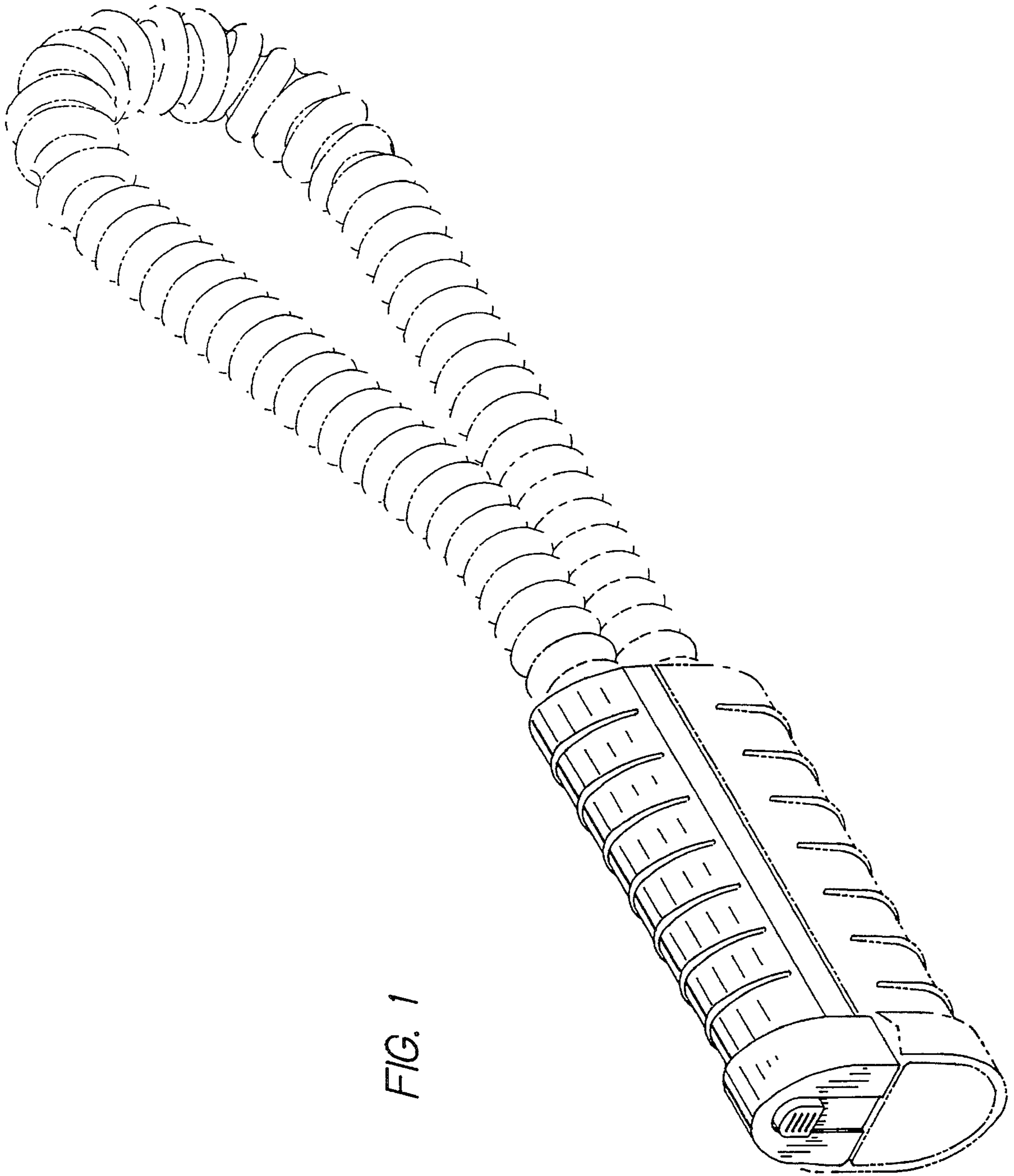


FIG. 1

FIG. 2

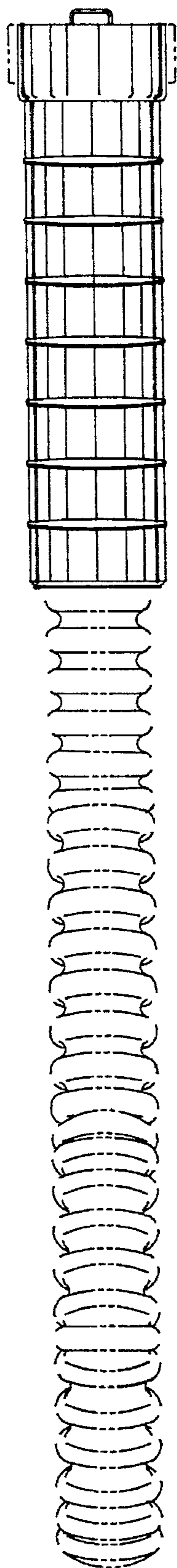


FIG. 3




FIG. 4

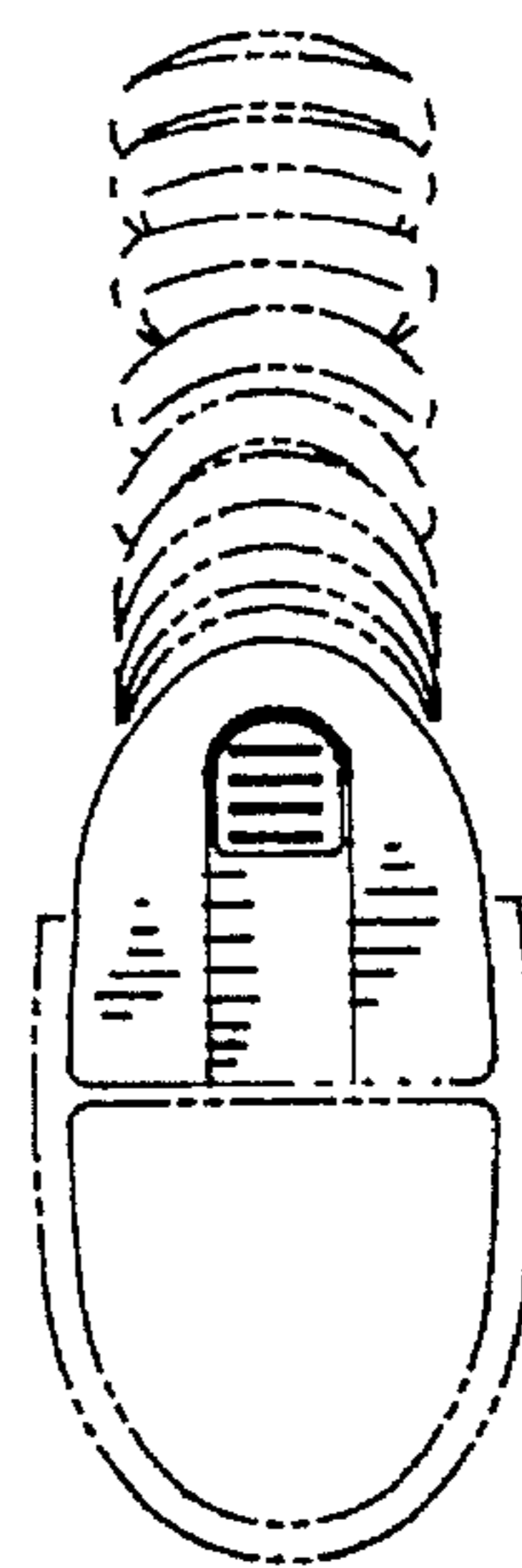


FIG. 5

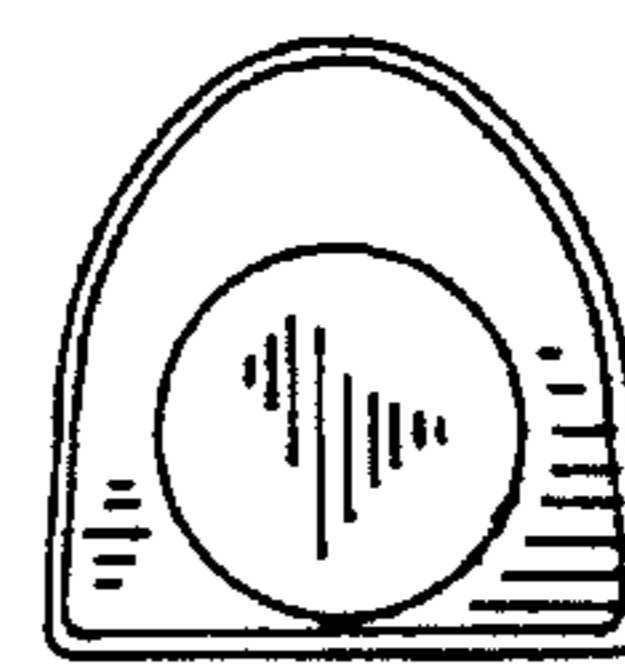


FIG. 6

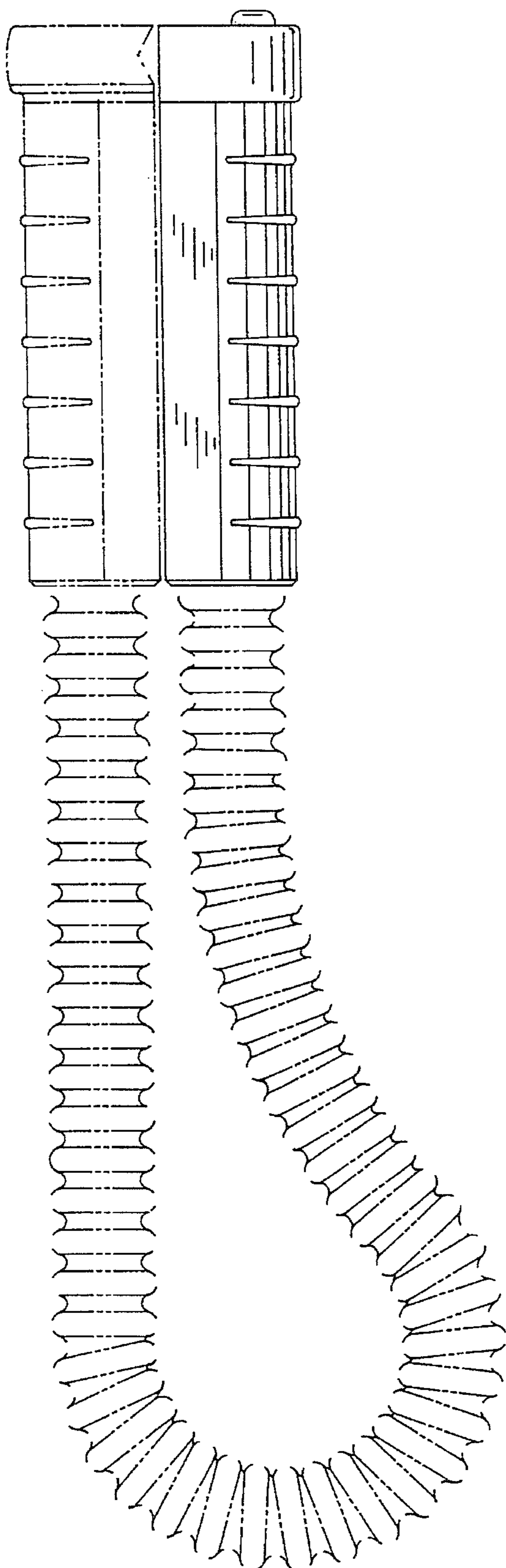


FIG. 7

