



US00D378929S

# United States Patent [19]

[11] Patent Number: **Des. 378,929**

**Brettschneider**

[45] Date of Patent: **\*\*Apr. 22, 1997**

[54] **VIDEO SLOT MACHINE**

[75] Inventor: **Dirk I. Brettschneider**, Lübecke, Germany

[73] Assignee: **adp Gauselmann GmbH**, Lübecke, Germany

[\*\*] Term: **14 Years**

[21] Appl. No.: **39,224**

[22] Filed: **May 24, 1995**

[30] **Foreign Application Priority Data**

Dec. 5, 1994 [DE] Germany ..... M 94 09 371.7

[51] Int. Cl.<sup>6</sup> .....

[52] U.S. Cl. .... **D21/37**

[58] Field of Search ..... D21/37-41; 273/138 R, 273/143 R, 85 CP

[56] **References Cited**

**U.S. PATENT DOCUMENTS**

D. 220,573	4/1971	Belokin, Jr. ....	D21/38
D. 226,105	1/1973	Lally et al. ....	D21/38
D. 272,164	1/1984	Heywood ....	D21/38
D. 306,464	3/1990	Axtell ....	D21/37

4,773,647	9/1988	Okada et al. ....	273/143 R
4,948,134	8/1990	Suttle et al. ....	273/85 CP
5,116,055	5/1992	Tracy ....	273/143 R X
5,423,539	6/1995	Nagao ....	273/143 R

**OTHER PUBLICATIONS**

Vending Times; p. 64; poker machine bottom of page May 1983.

*Primary Examiner*—Ted Shooman  
*Assistant Examiner*—Mitchell I. Siegel  
*Attorney, Agent, or Firm*—Horst M. Kasper


[57] **CLAIM**

The ornamental design for a video slot machine, as shown and described.

**DESCRIPTION**

FIG. 1 is a front elevational view of a video slot machine showing my new design;  
FIG. 2 is a rear elevational view thereof;  
FIG. 3 is a right side elevational view thereof;  
FIG. 4 is a left side elevational view thereof;  
FIG. 5 is a top plan view thereof; and,  
FIG. 6 is a perspective view thereof.

**1 Claim, 6 Drawing Sheets**






Fig. 1




Fig.2

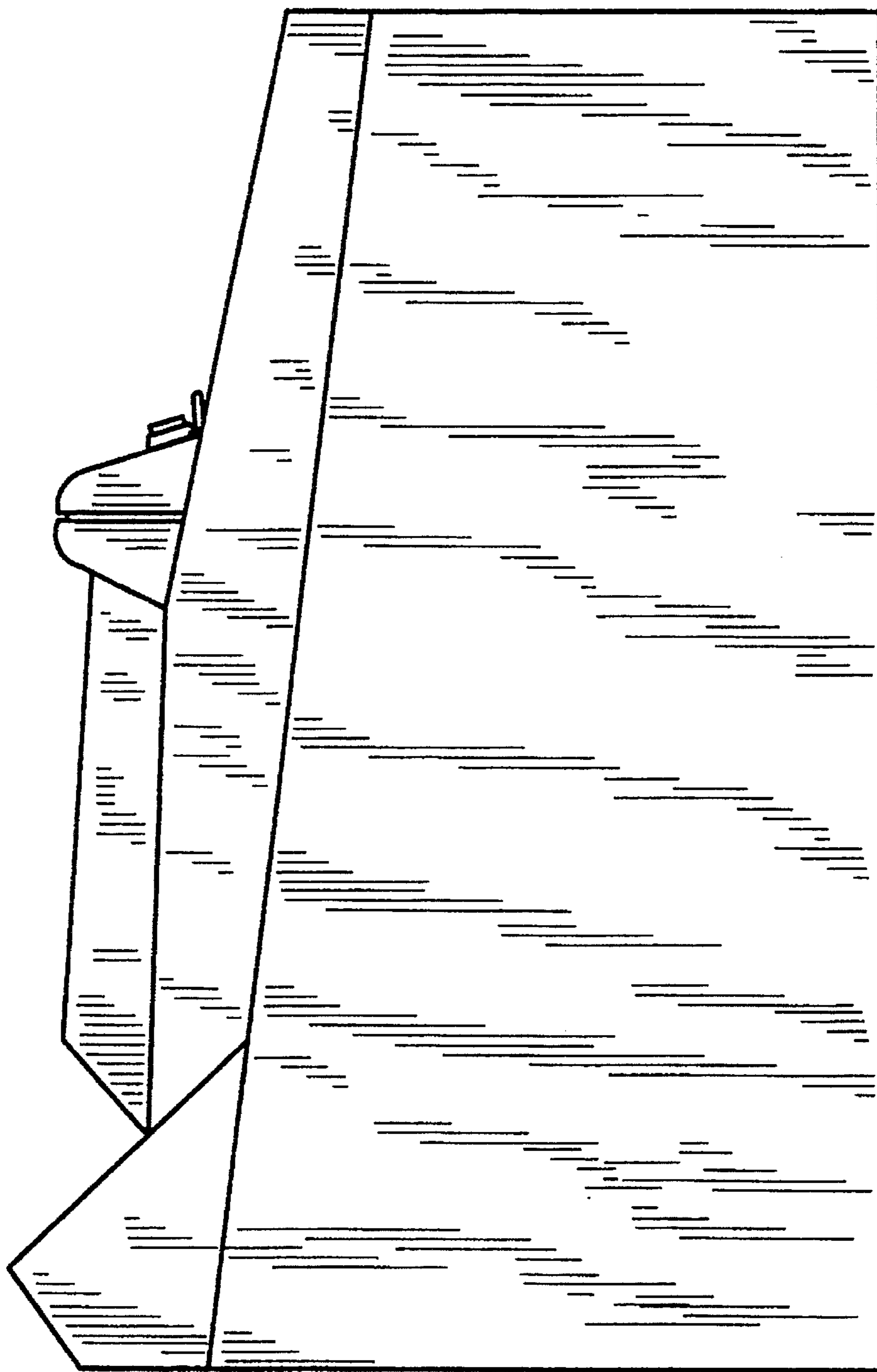


Fig.3



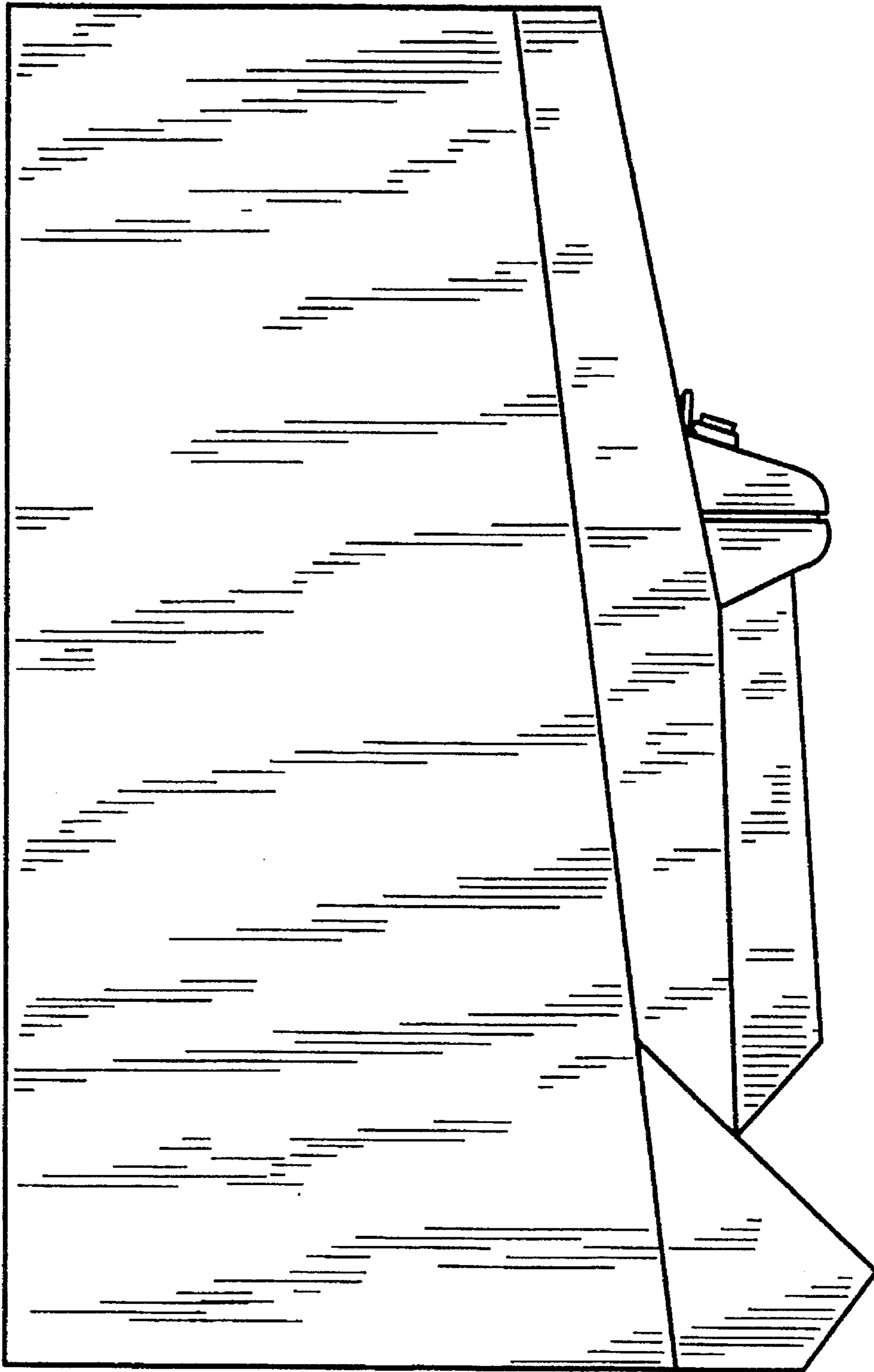


Fig.4

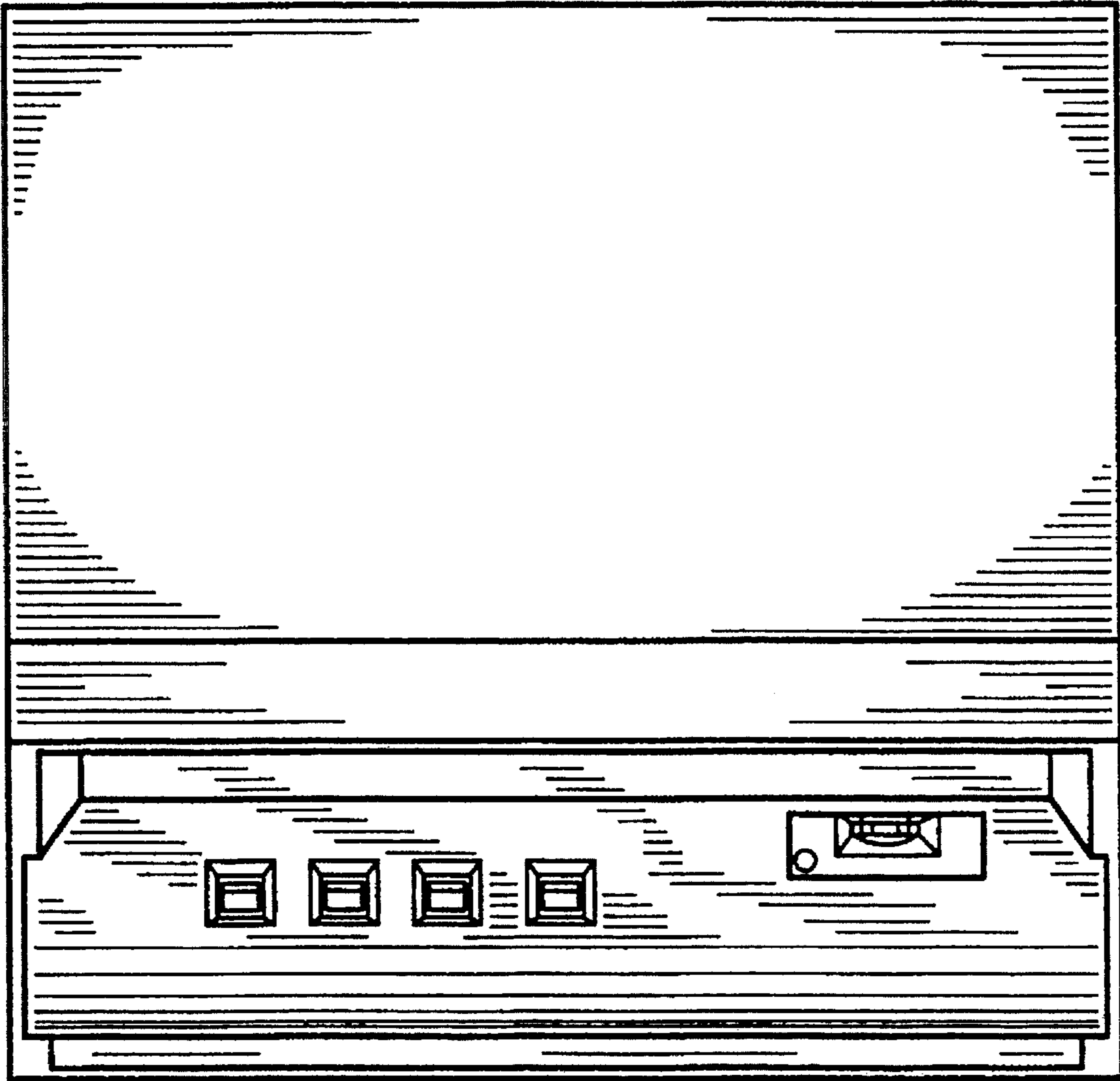


Fig.5




Fig. 6