



US00D378906S

United States Patent [19]

Nesbitt et al.

[11] Patent Number: **Des. 378,906**

[45] Date of Patent: ****Apr. 22, 1997**

[54] **AUTOMOBILE BODY**

[75] Inventors: **Bryan E. Nesbitt**, Auburn Hills; **Steven W. Ferrerio**, Troy; **Jack E. Crain**, Birmingham; **K. Neil Walling**, Leonard, all of Mich.

[73] Assignee: **Chrysler Corporation**, Auburn Hills, Mich.

[**] Term: **14 Years**

[21] Appl. No.: **42,015**

[22] Filed: **Jul. 31, 1995**

[51] Int. Cl.⁶

[52] U.S. Cl. **D12/91**

[58] Field of Search D12/90, 91; 296/185

[56] References Cited

U.S. PATENT DOCUMENTS

- D. 242,702 12/1976 Viniegra D12/91
- D. 336,868 6/1993 Dehner et al. D12/92
- D. 352,482 11/1994 Cannara et al. D12/90

OTHER PUBLICATIONS

Motor Trend, Apr. 1994, p. 52, Volkswagen Concept 1 Automobile.

Road & Track, Jun. 1994, p. 66, Ford KA Automobile, center left side of page.

Road & Track, Jul. 1994, p. 67, Rover Mini Automobile, bottom of page.

Primary Examiner—James M. Gandy
Attorney, Agent, or Firm—Mark P. Calcaterra

[57] CLAIM

The ornamental design for an automobile body, as shown and described.

DESCRIPTION

FIG. 1 is a front and left side perspective view of an automobile body constructed in accordance with the present invention;


FIG. 2 is a left side and rear perspective view of the automobile of FIG. 1; and,

FIG. 3 is a left side view of the automobile of FIG. 1, it being understood that the right side is a substantial mirror image of the left side.

It will be understood that the roof of the automobile body is plain and unornamented.

The broken line showing of the tires and wheels in the drawing is for illustrative purposes only and forms no part of the claimed design.

1 Claim, 3 Drawing Sheets



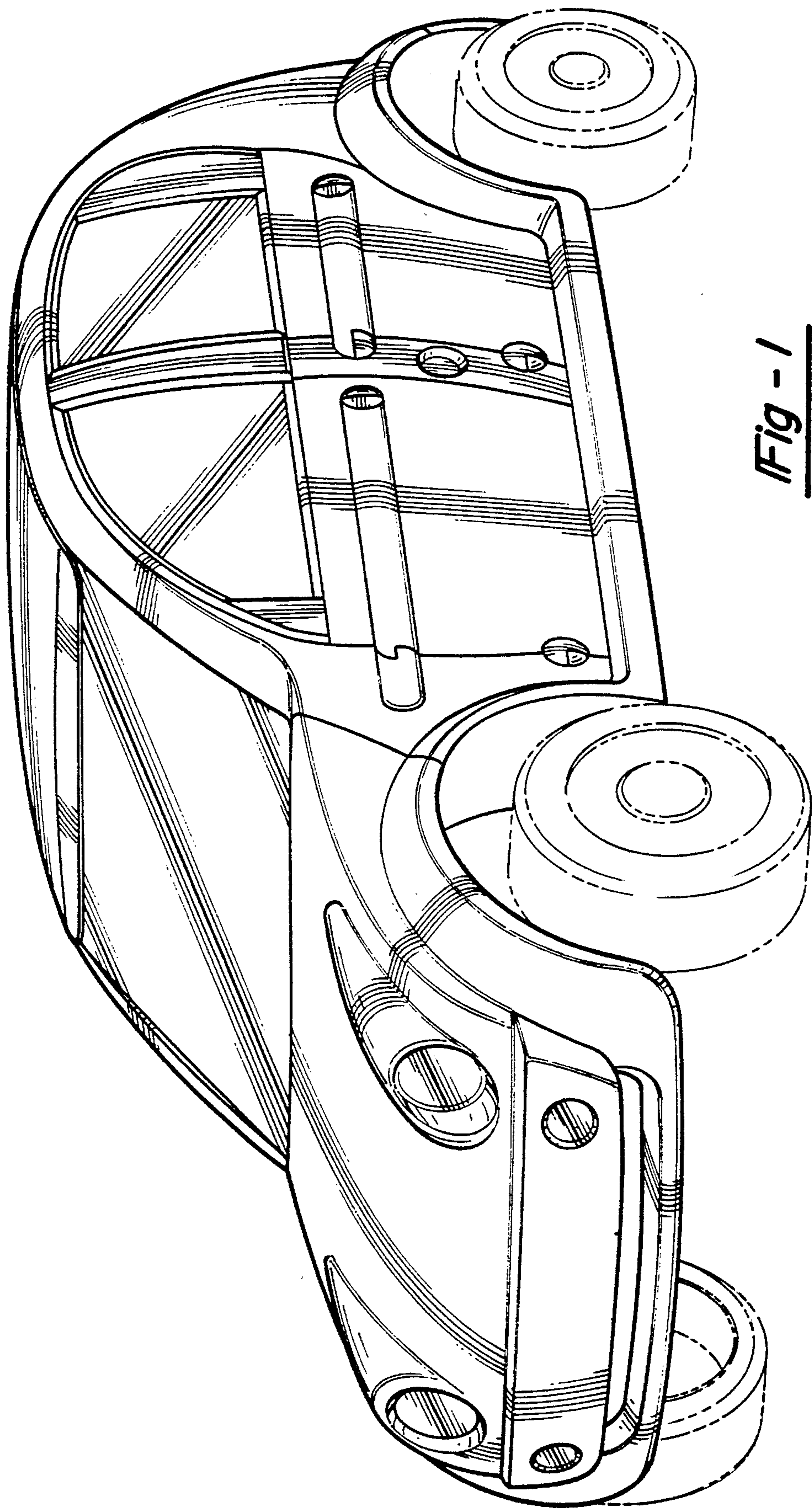


Fig - 1

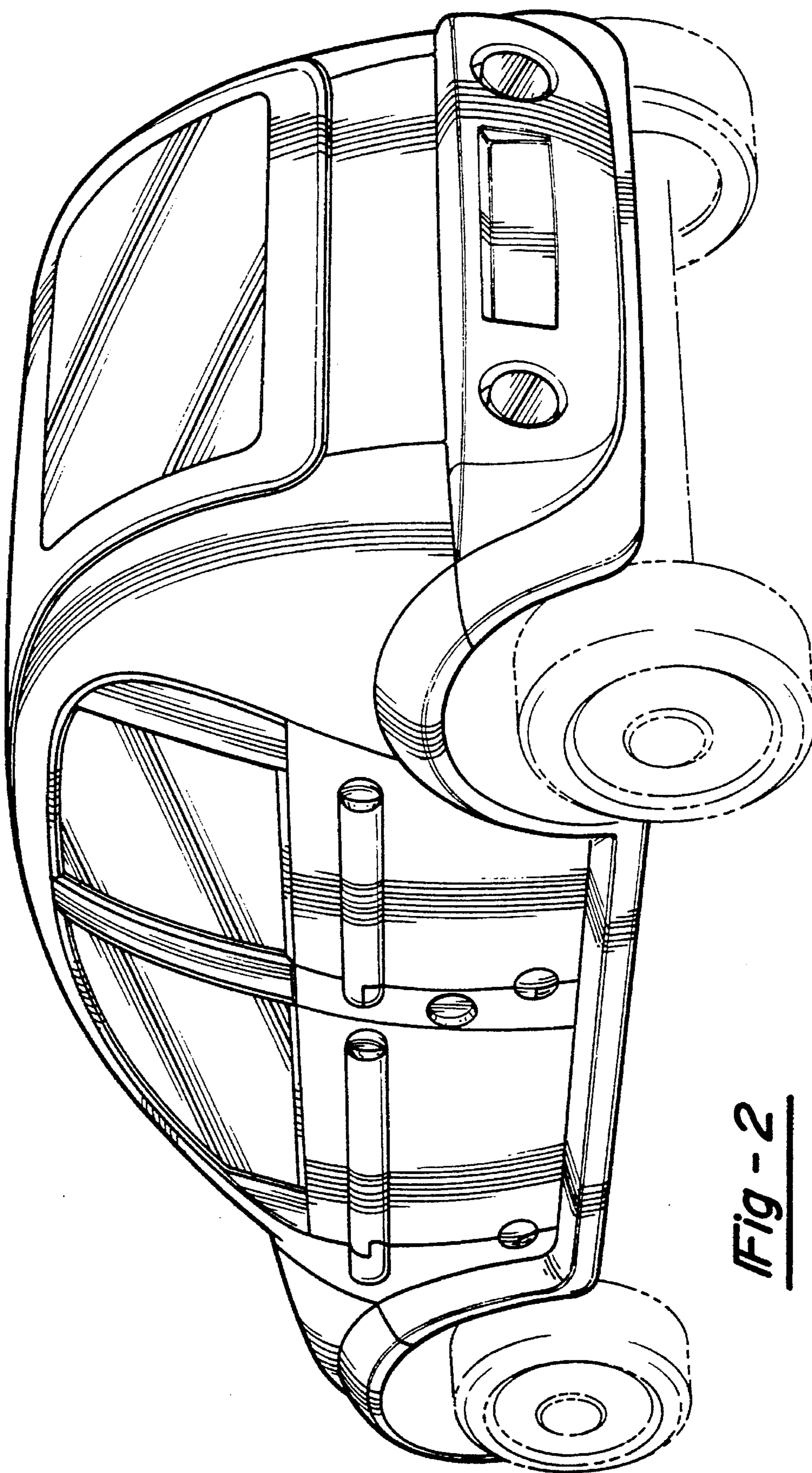


Fig - 2

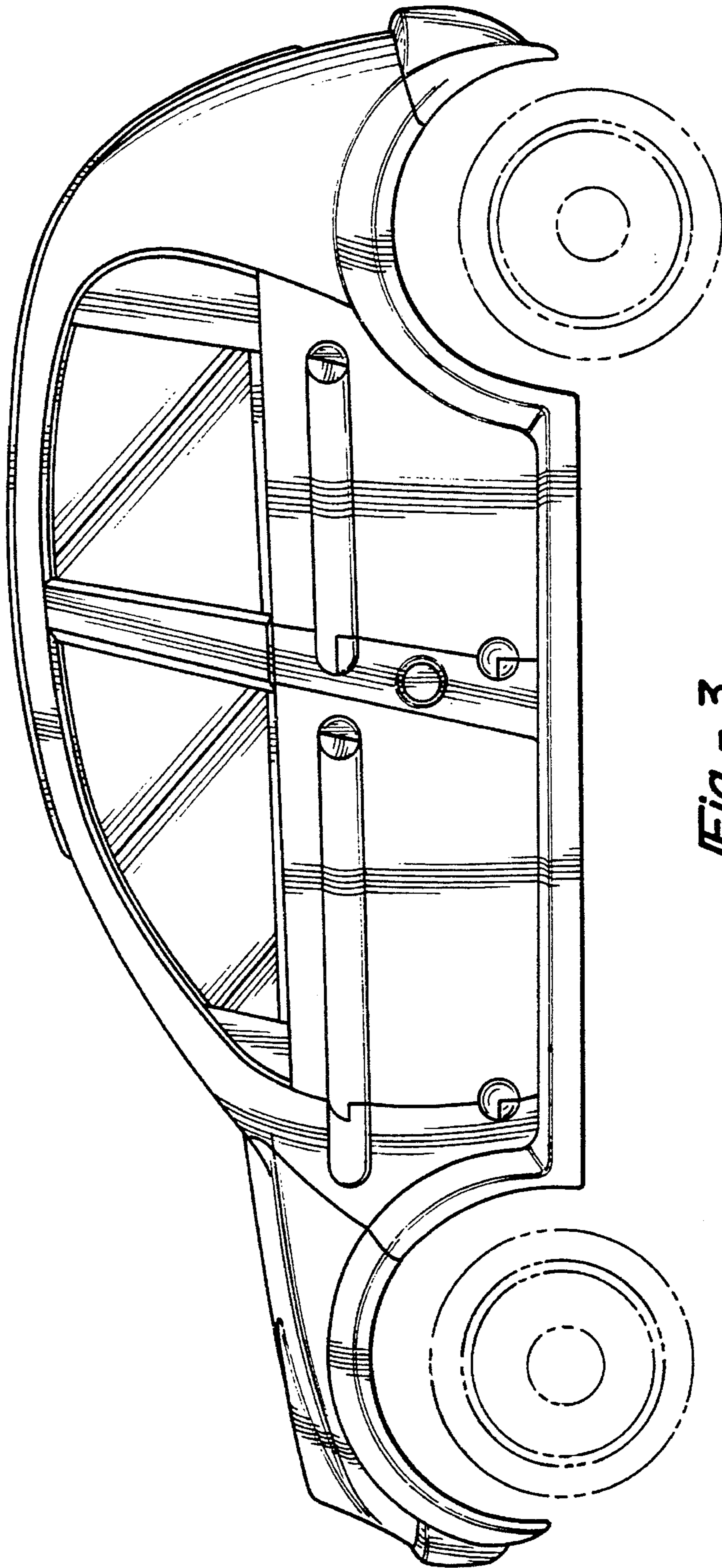


Fig - 3