



US00D378901S

United States Patent [19] Riley

[11] Patent Number: **Des. 378,901**

[45] Date of Patent: ****Apr. 22, 1997**

[54] **WRISTWATCH STRAP**

[75] Inventor: **Judith R. Riley**, Goshen, Conn.

[73] Assignee: **Timex Corporation**, Middlebury, Conn.

[**] Term: **14 Years**

[21] Appl. No.: **44,436**

[22] Filed: **Sep. 25, 1995**

[52] U.S. Cl. **D11/3**

[58] Field of Search D11/1-25; 59/78;
63/1.1, 2, 3; 224/164; D10/30-32

[56] **References Cited**

U.S. PATENT DOCUMENTS

D. 171,004	12/1953	Nolin	D10/32
D. 171,006	12/1953	Nolin	D11/3
D. 334,150	3/1993	Cuddeback et al.	D11/3
D. 365,532	12/1995	Crow et al.	D11/3
1,996,276	4/1935	Cowen	D11/2
3,547,323	12/1970	Sledge, Jr.	D11/3

Primary Examiner—Ralf Seifert
Attorney, Agent, or Firm—William C. Crutcher

[57] **CLAIM**

The ornamental design for a “wristwatch strap”, as shown and described.

DESCRIPTION

FIG. 1 is a top plan view of a wristwatch strap showing my new design;

FIG. 2 is a side elevational view, the opposite side being a mirror image;

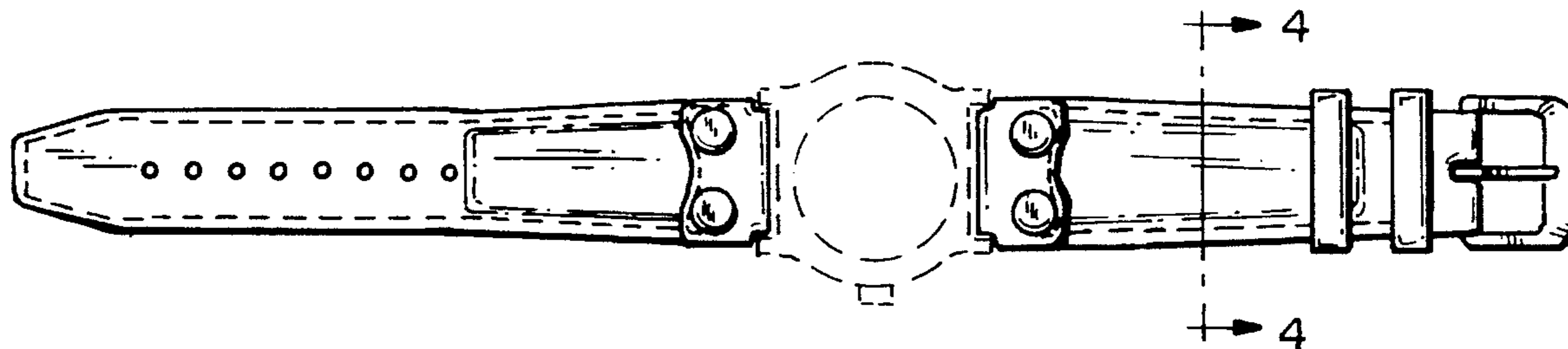
FIG. 3 is a bottom plan view; and,

FIG. 4 is a cross sectional view taken along the lines 4—4 of FIG. 1.

The broken line showing of a watch in FIGS. 1-3 is for illustrative purposes only and forms no part of the claimed design.

The watchcase, which is shown in dashed lines in FIGS. 1-3, is not part of the design.

1 Claim, 1 Drawing Sheet



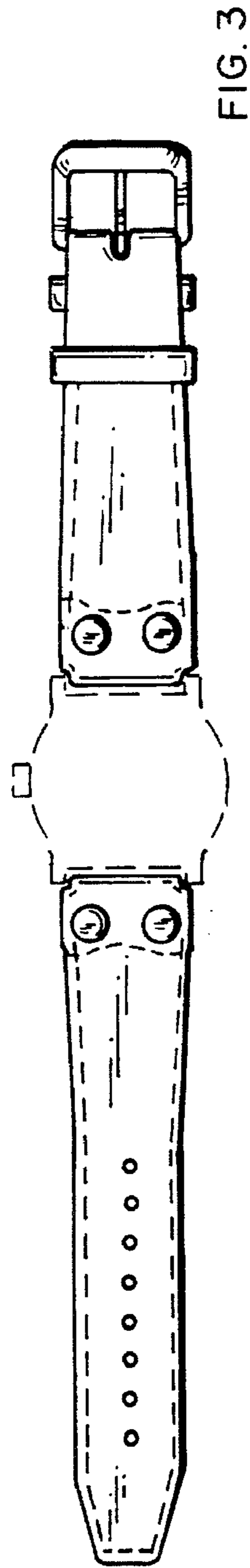
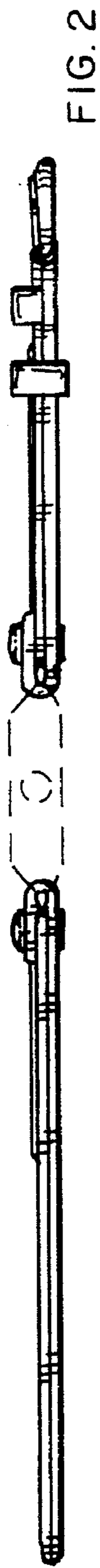
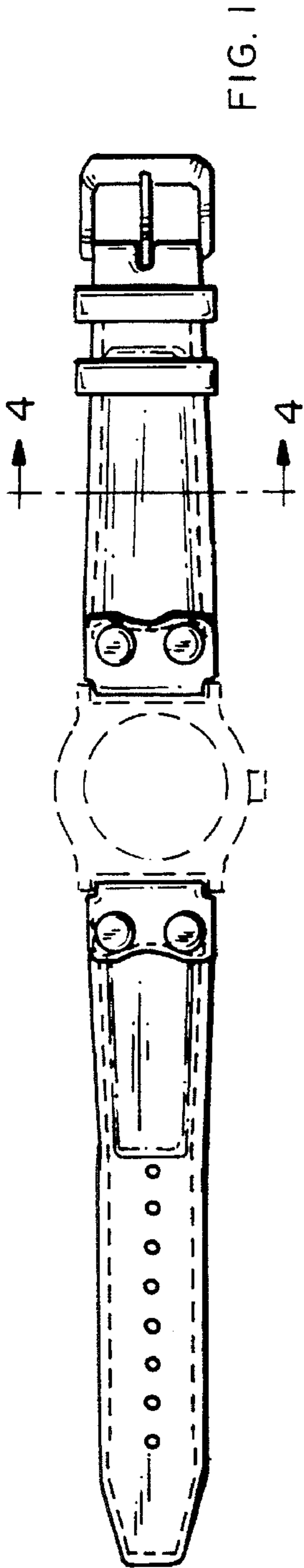


FIG. 4