



US00D378898S

United States Patent [19]

Hayashi et al.

[11] Patent Number: **Des. 378,898**

[45] Date of Patent: ****Apr. 22, 1997**

[54] WATCHCASE WITH WATCHBAND

[75] Inventors: **Yukiko Hayashi; Rumi Tanaka**, both of Chiba, Japan

[73] Assignee: **Seiko Instruments Inc.**, Japan

[**] Term: **14 Years**

[21] Appl. No.: **39,366**

[22] Filed: **May 26, 1995**

[52] U.S. Cl. **D10/32; D10/30**

[58] Field of Search D10/1-40, 122-132; 368/280-282, 276-277, 285; D11/3-4, 12, 14, 19-25; 63/1.1, 3, 5.1, 11

[56] References Cited

U.S. PATENT DOCUMENTS

D. 360,834	8/1995	Mizoguchi	D10/30
D. 361,722	8/1995	Koga	D10/30
D. 361,727	8/1995	Koga	D10/30
D. 361,941	9/1995	Miyazaki	D10/30
D. 361,944	9/1995	Ohba et al.	D10/32

OTHER PUBLICATIONS

European Jeweler -(U.Z.) -Aug. 1986 p. 84 -Watches at Bottom Right.

Primary Examiner-Nelson C. Holtje
Attorney, Agent, or Firm-Adams & Wilks

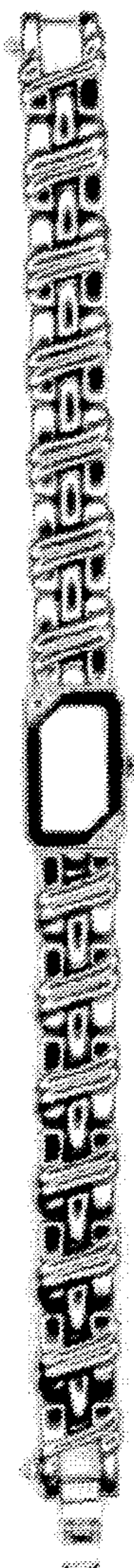
[57] CLAIM

The ornamental design for a watchcase with watchband, as shown and described.

DESCRIPTION

FIG. 1 is a front elevational view of a watchcase with watchband showing our new design;
FIG. 2 is a rear elevational view thereof;
FIG. 3 is a top plan view thereof;
FIG. 4 is a bottom plan view thereof;
FIG. 5 is a left side elevational view thereof;
FIG. 6 is a right side elevational view thereof; and,
FIG. 7 is a perspective view thereof.

1 Claim, 2 Drawing Sheets



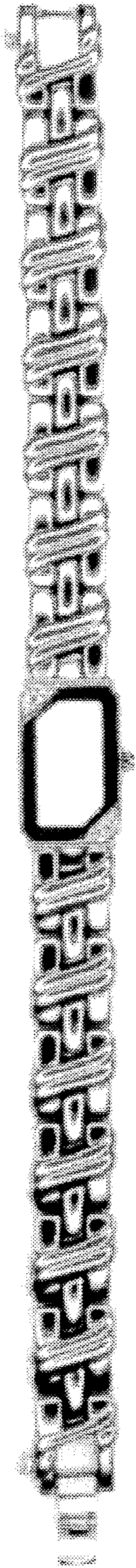


FIG. 1

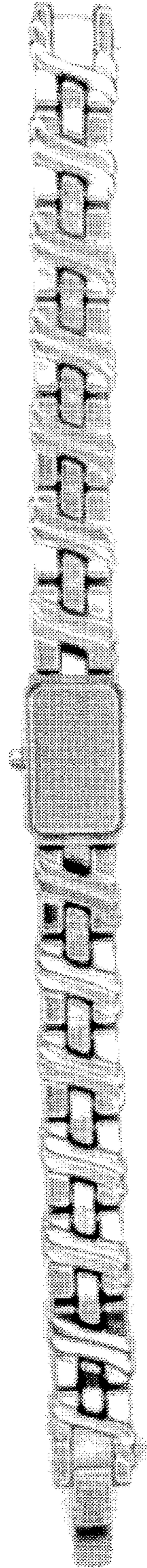


FIG. 2



FIG. 3



FIG. 4

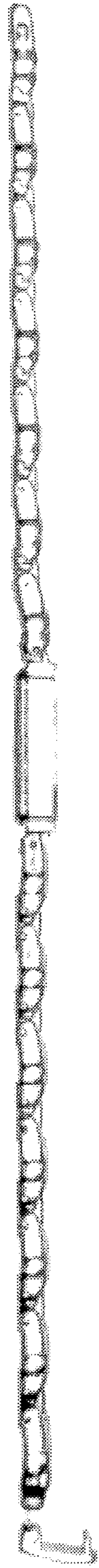


FIG. 5




FIG. 6



FIG. 7