



US00D378896S

United States Patent [19]

[11] Patent Number: **Des. 378,896**

Straub et al.

[45] Date of Patent: ****Apr. 22, 1997**

[54] **BOTTLE**

[75] Inventors: **Samuel S. Straub**, Indianapolis, Ind.;
Charles A. Curtiss, Long Island City,
N.Y.; **Thomas B. Aldrich, III**, Chestnut
Ridge, N.Y.; **Jim F. Warner**, New
York, N.Y.; **Gregory A. Geisinger**,
Toledo, Ohio

[73] Assignee: **Dowbrands Inc.**, Indianapolis, Ind.

[**] Term: **14 Years**

[21] Appl. No.: **39,315**

[22] Filed: **May 23, 1995**

[52] U.S. Cl. **D9/542**

[58] Field of Search D9/542, 543, 537-541,
D9/574, 571; 215/382, 383, 384, 400

[56] **References Cited**

U.S. PATENT DOCUMENTS

D. 187,959 5/1960 Landor D9/542
D. 201,215 5/1965 Platte D9/542

D. 201,314 6/1965 Vanderhyde D9/542
D. 207,921 6/1967 Sterges D9/542
D. 212,458 10/1968 Sterges D9/542
D. 259,246 5/1981 Brandt et al. D9/542
D. 356,505 3/1995 Gonda et al. D9/543
4,802,295 2/1989 Darr 215/383 X

Primary Examiner—Lucy Lieberman

[57] CLAIM

The ornamental design for a bottle, as shown and described.

DESCRIPTION

FIG. 1 is a front elevational view of our new design, the opposite side being a mirror image;
FIG. 2 is a side elevational view thereof the opposite side elevation is the same;
FIG. 3 is a top plan view thereof;
FIG. 4 is a bottom plan view thereof; and,
FIG. 5 is a perspective view thereof.
The broken lines showing a bottle cap in FIGS. 1, 2, 3, and 5 are for illustrative purposes only and do not form part of the claimed design.

1 Claim, 2 Drawing Sheets

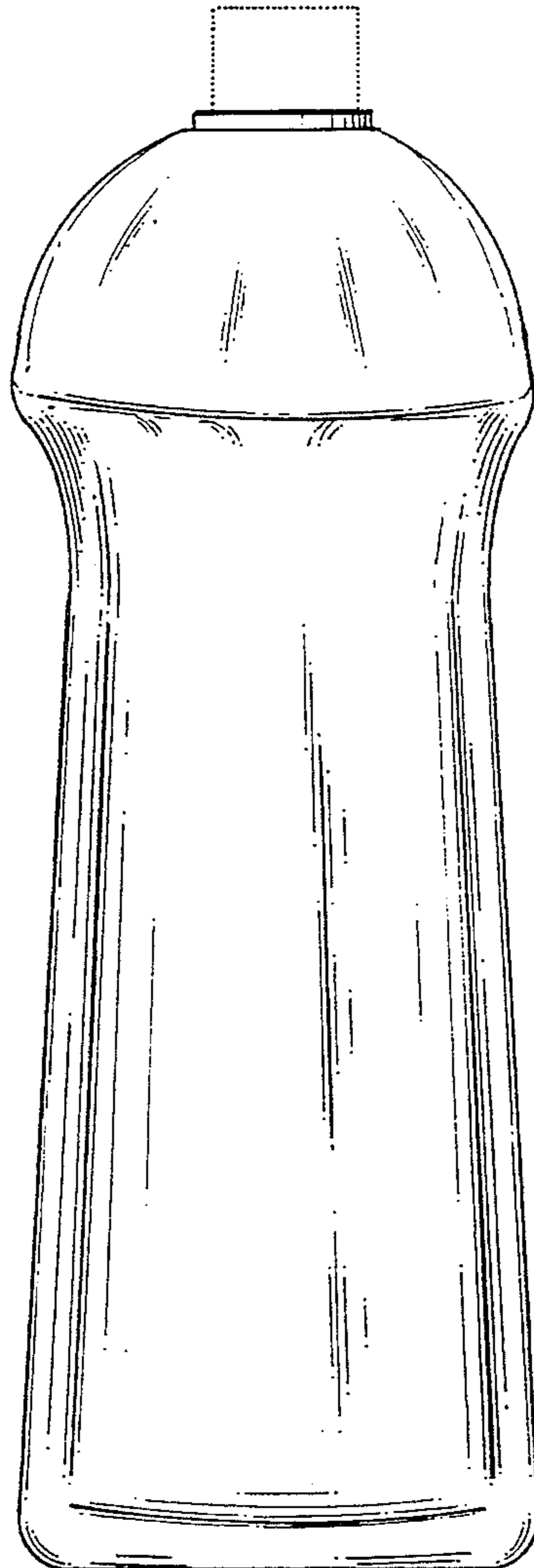


Fig. 1

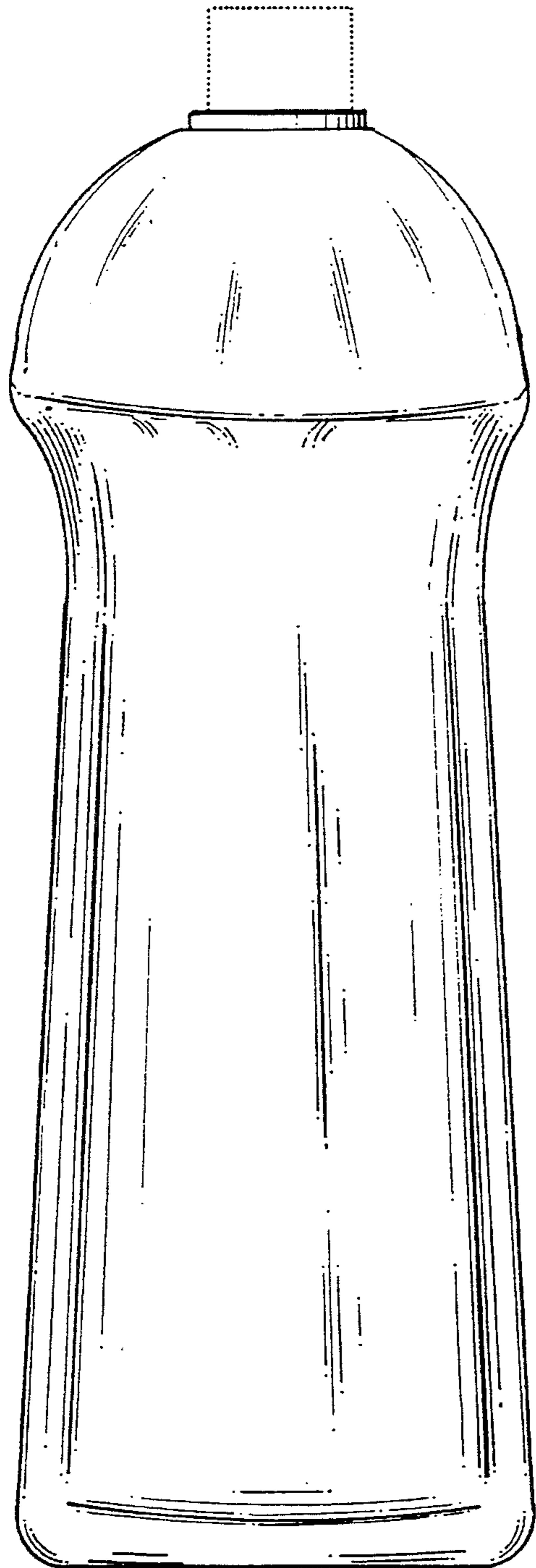


Fig. 2

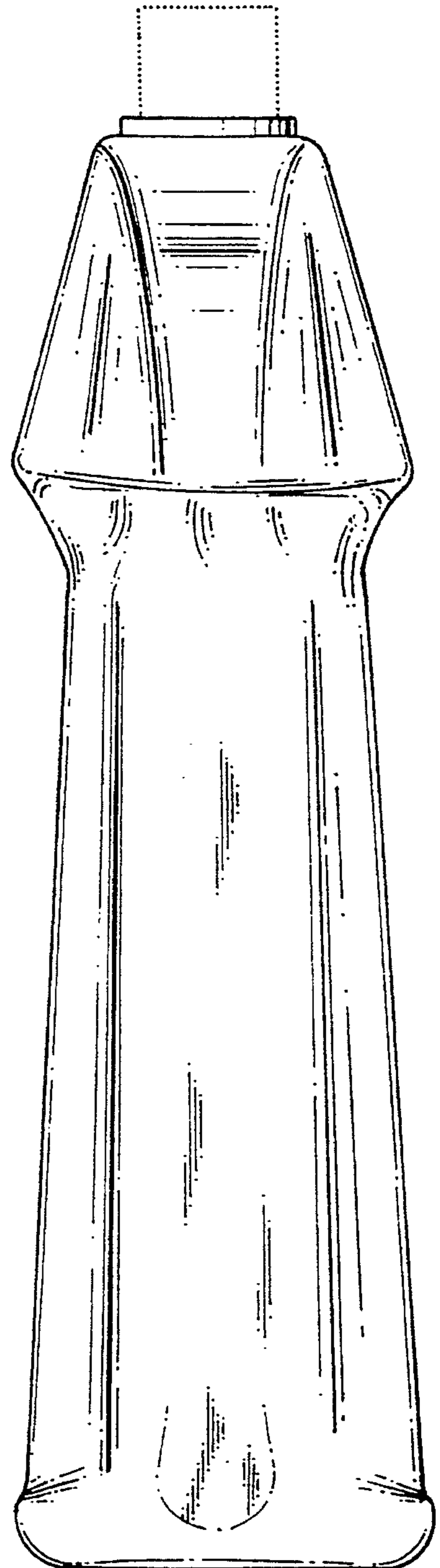


Fig. 3

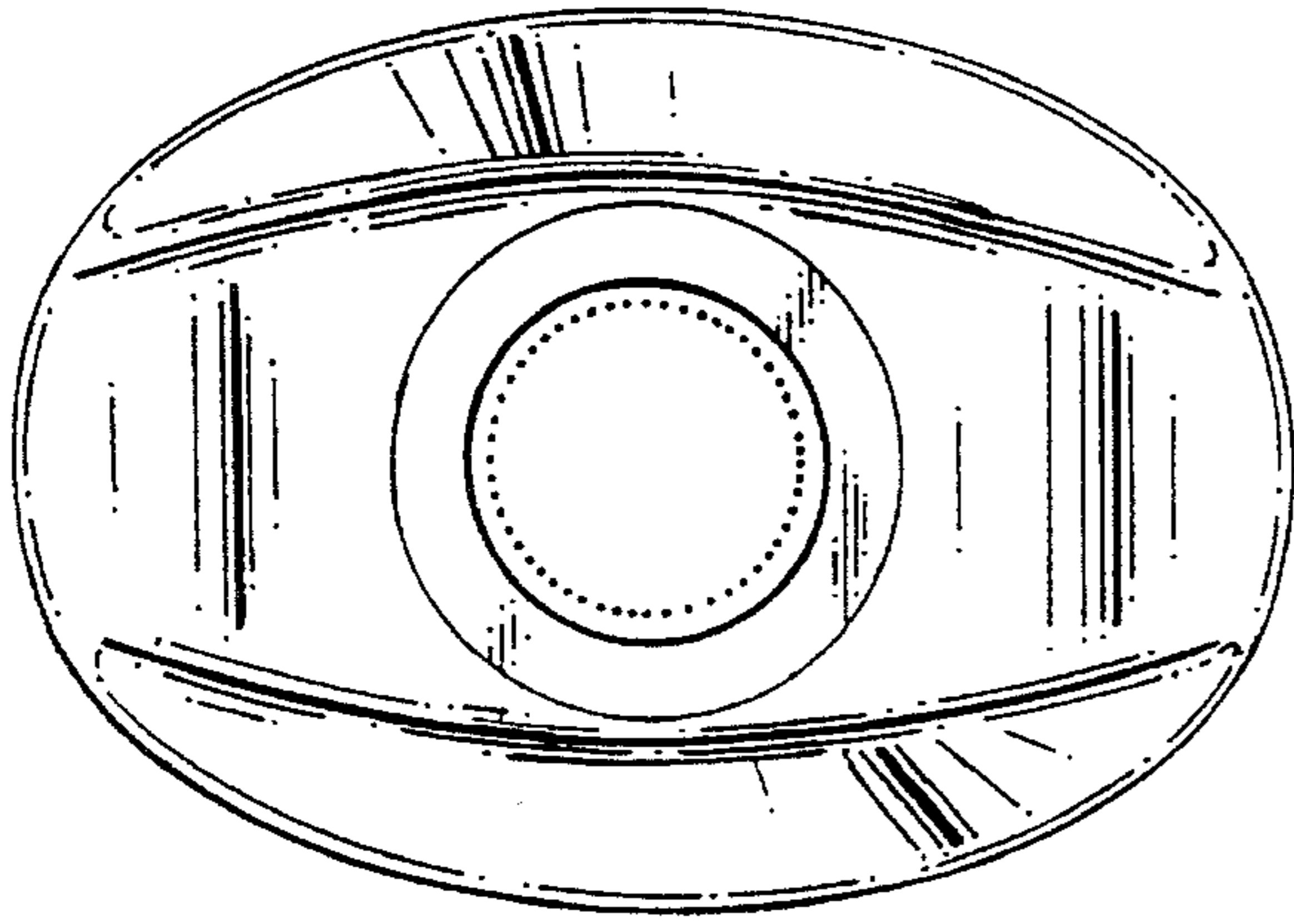


Fig. 5

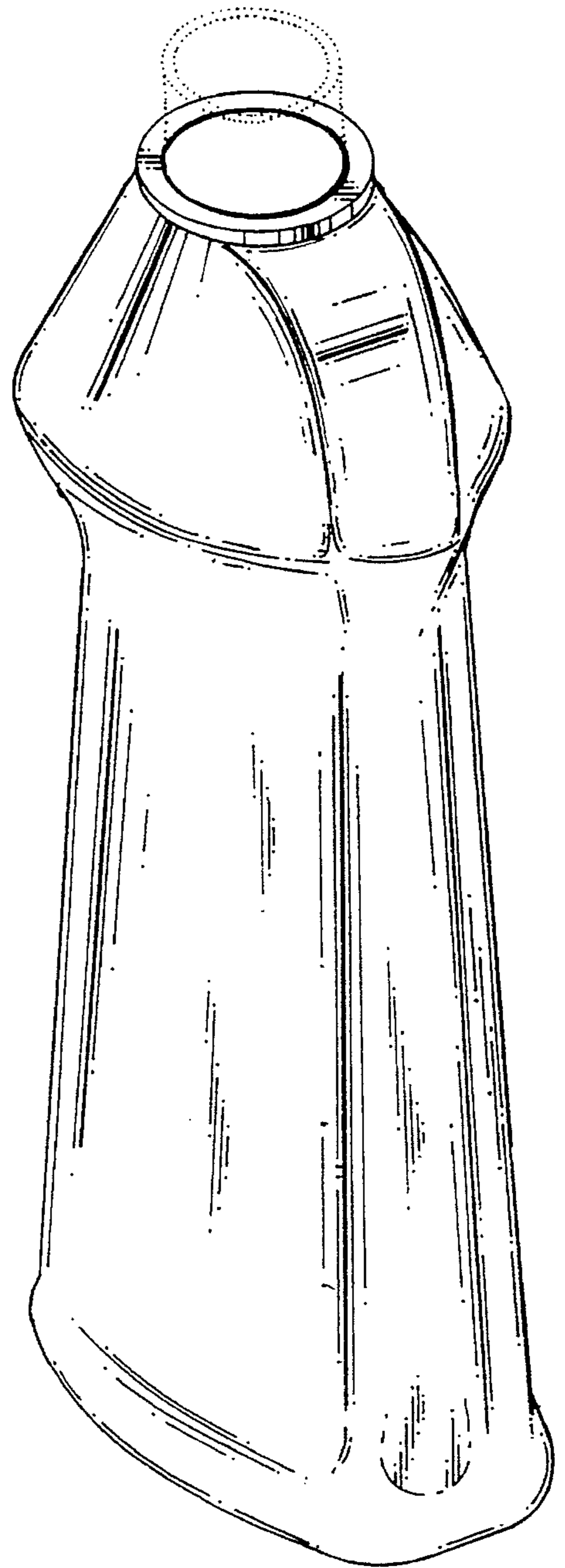


Fig. 4

