



US00D378881S

# United States Patent [19]

[11] Patent Number: **Des. 378,881**

Lusk et al.

[45] Date of Patent: **\*\*Apr. 22, 1997**

[54] **CANTILEVERED RACK**

[75] Inventors: **Jud Lusk**, Walhalla; **John G. Cheek**, Anderson, both of S.C.

[73] Assignee: **Orian Rugs, Inc.**, Anderson, S.C.

[\*\*] Term: **14 Years**

[21] Appl. No.: **24,250**

[22] Filed: **Jun. 10, 1994**

[52] U.S. Cl. .... **D6/463**

[58] Field of Search ..... D6/462-465, 473, D6/467, 468, 408, 411, 415, 457, 574, 566; 211/133, 59.2, 181, 71

[56] **References Cited**

**U.S. PATENT DOCUMENTS**

D. 162,990	4/1951	Roeder	.....	D6/463
D. 182,696	4/1958	Strauss	.....	D6/463 X
D. 285,019	8/1986	Jackmore	.....	D6/465 X
D. 295,931	5/1988	Bezzarides	.....	D6/465 X
D. 317,688	6/1991	Bezzarides et al.	.....	D6/465 X
D. 348,789	7/1994	Bezzarides	.....	D6/463

2,599,380	6/1952	Galvin	.....	211/133
3,172,539	3/1965	Rulf	.....	D6/411 X
3,232,442	2/1966	Wilson	.....	211/133
3,572,512	3/1971	Schray	.....	211/133
4,691,832	9/1987	Steiger	.....	211/181 X
5,197,613	3/1993	Kotlowski	.....	211/133

Primary Examiner—Jeffrey Asch  
Attorney, Agent, or Firm—Gerald Boss; Cort Flint

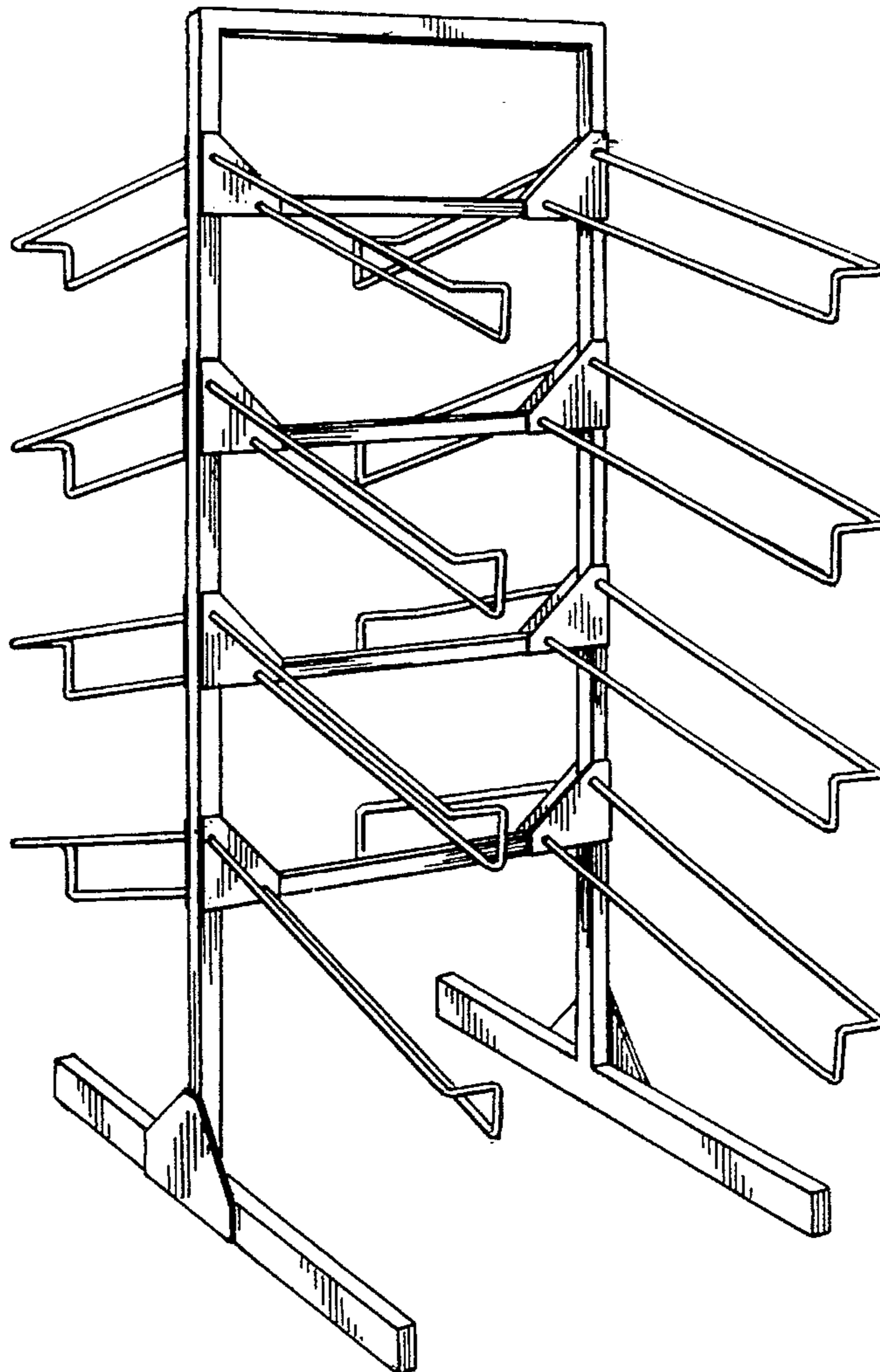
[57] **CLAIM**

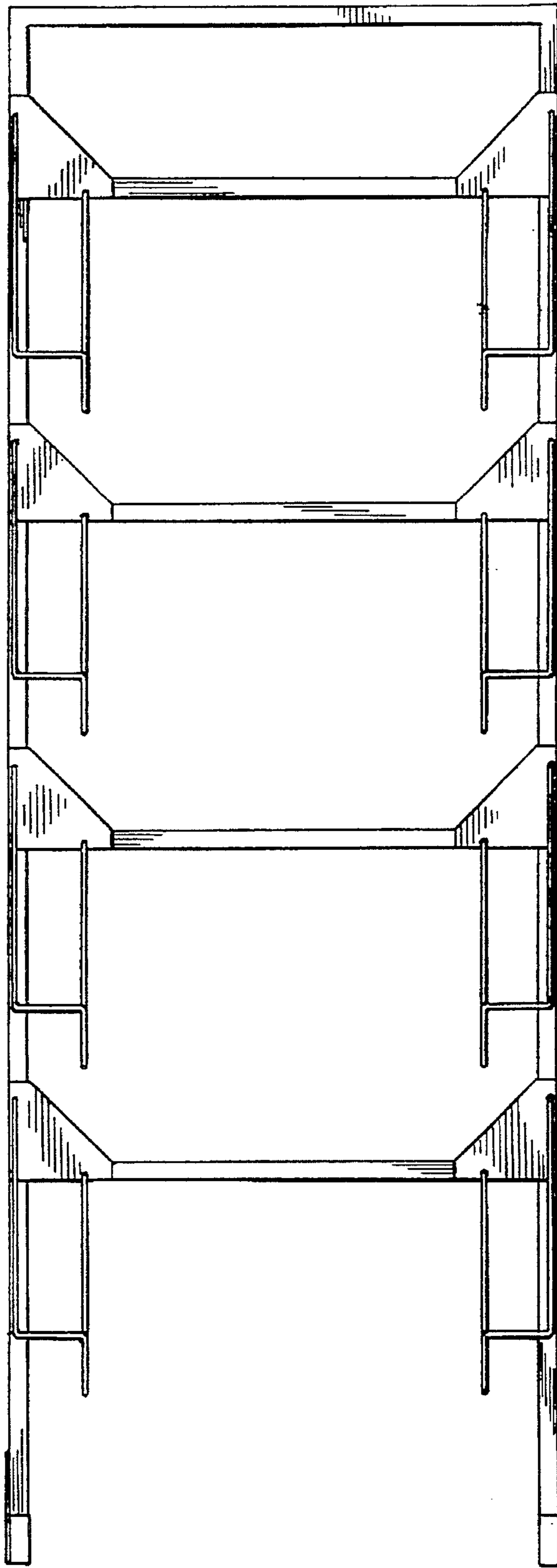
The ornamental design for a cantilevered rack, as shown and described.

**DESCRIPTION**

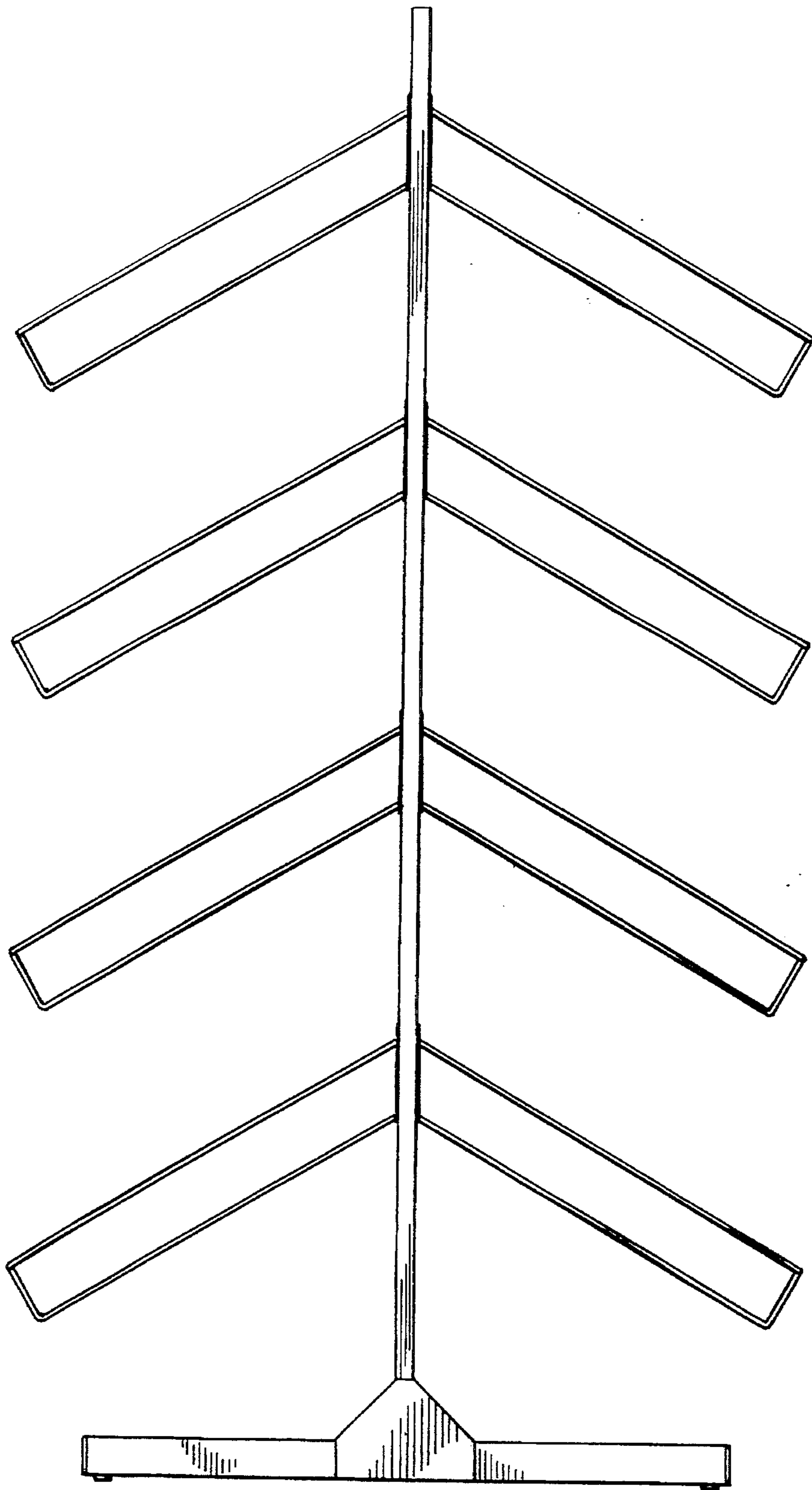
FIG. 1 is a front elevational view of a cantilevered rack showing our new design, the back side of the rack is a mirror image of the front side as illustrated in FIG. 1; FIG. 2 is a right view thereof, the left side of the rack is a mirror image of the right side view illustrated in FIG. 2 ; and, FIG. 3 is a left side and front perspective view thereof, it being understood that the view is the same from the right side and rear.

**1 Claim, 3 Drawing Sheets**

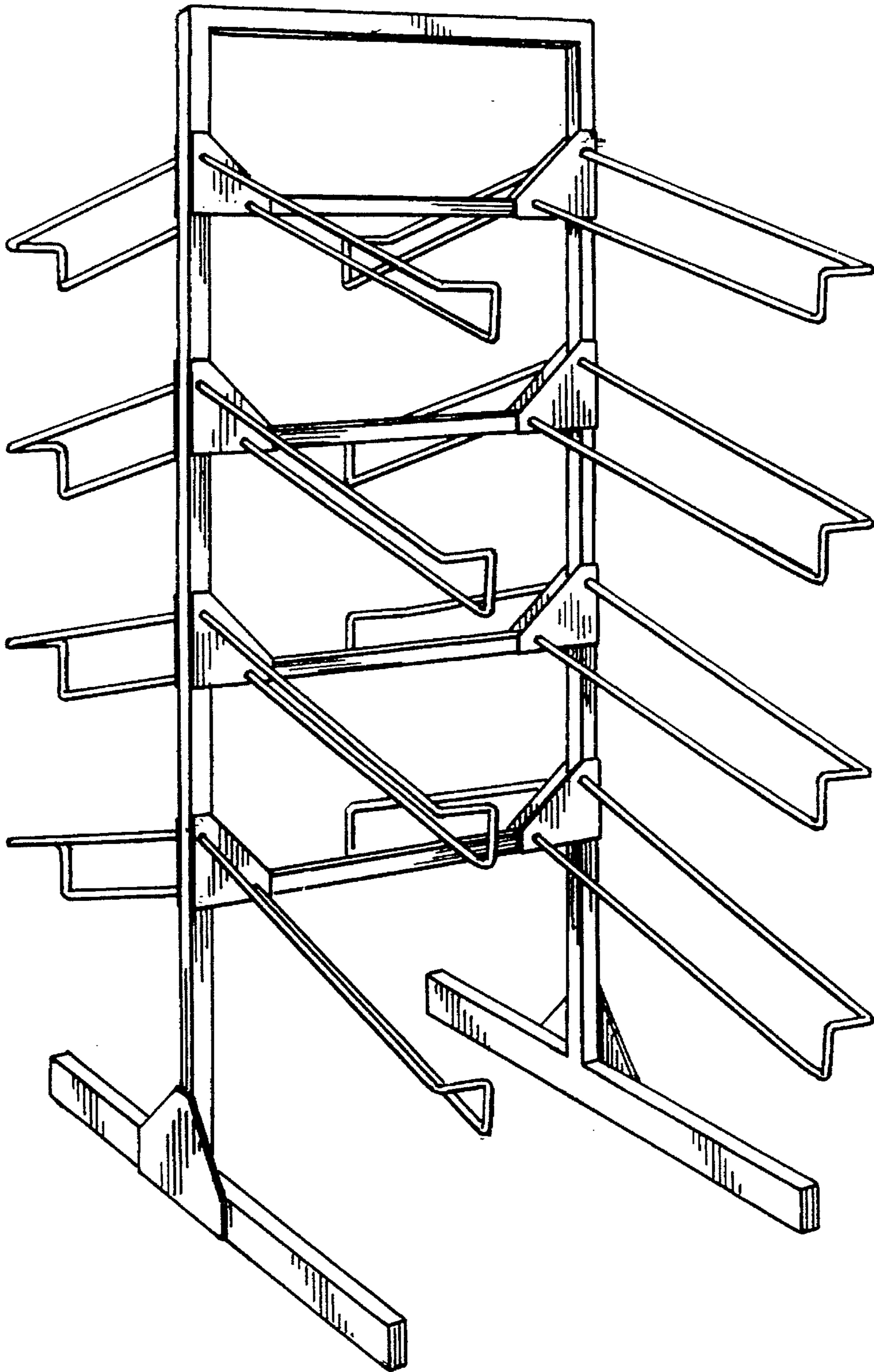




*Fig. 1.*



*Fig. 2.*



*Fig. 3.*