



US00D378871S

United States Patent [19] Hatfield

[11] Patent Number: Des. 378,871

[45] Date of Patent: **Apr. 22, 1997

[54] SHOE OUTSOLE

[75] Inventor: Tinker L. Hatfield, Portland, Oreg.

[73] Assignee: Nike, Inc., Beaverton, Oreg.

[**] Term: 14 Years

[21] Appl. No.: 40,368

[22] Filed: Jun. 16, 1995

D. 343,506	1/1994	Kusuki et al. .	
D. 344,173	2/1994	Dolinsky	D2/953
D. 345,046	3/1994	Avar .	
D. 351,055	10/1994	Buck, IV .	
D. 361,881	9/1995	Hatfield	D2/951
4,347,673	9/1982	Svetlik	36/32 R
4,569,142	2/1986	Askinasi	D2/954
4,766,680	8/1988	Maciel et al.	36/30 R
5,084,988	2/1992	Berger	36/112

OTHER PUBLICATIONS

Frederick's of Hollywood: 1947-1973; p. 203—Shoe #1081 "See Through".

Nike 1993 Fall Catalog, published Dec. 1992, p. 102.

Nike 1991 Spring Catalog, published Jun. 1990, p. 38.

Nike 1990 Spring Catalog, published Jun. 1989, p. 32.

Nike 1994 Spring Catalog, published Jun. 1993, p. 26.

Nike 1994 Fall Catalog, published Nov. 1993, p. 38.

Nike 1993 Spring Catalog, published Jun. 1992, p. 28.

Primary Examiner—Celia Murphy

Attorney, Agent, or Firm—Banner & Allegretti, Ltd.

Related U.S. Application Data

[63] Continuation-in-part of Ser. No. 32,078, Dec. 2, 1994, abandoned.

[52] U.S. Cl. D2/953; D2/951; D2/954; D2/956

[58] Field of Search D2/902, 907, 908, D2/914, 916, 922, 927, 947, 950-960, 970; 36/83, 84, 89, 102-107, 112-115, 126-130, 3 B, 22 R, 24.5, 25 R, 30 R, 32 R, 59 R

[56] References Cited

U.S. PATENT DOCUMENTS

D. 253,319	11/1979	Dassler	D2/953
D. 294,768	3/1988	Famolare, Jr.	D2/953
D. 315,442	3/1991	Kilgore et al. .	
D. 317,828	7/1991	Rogers .	
D. 322,881	1/1992	Bushman .	
D. 323,740	2/1992	Mitsui .	
D. 324,448	3/1992	Blissett .	
D. 330,799	11/1992	Hatfield .	
D. 332,863	2/1993	Lucas .	
D. 334,282	3/1993	Greene .	
D. 337,877	8/1993	Lucarelli et al. .	
D. 342,376	12/1993	James .	
D. 342,606	12/1993	Cotsidas .	
D. 343,272	1/1994	James .	

[57] CLAIM

The ornamental design for a shoe outsole, as shown and described.

DESCRIPTION

FIG. 1 is a side elevational view of a shoe outsole showing my new design;

FIG. 2 is a side elevational view of the other side thereof;

FIG. 3 is a front elevational view thereof;

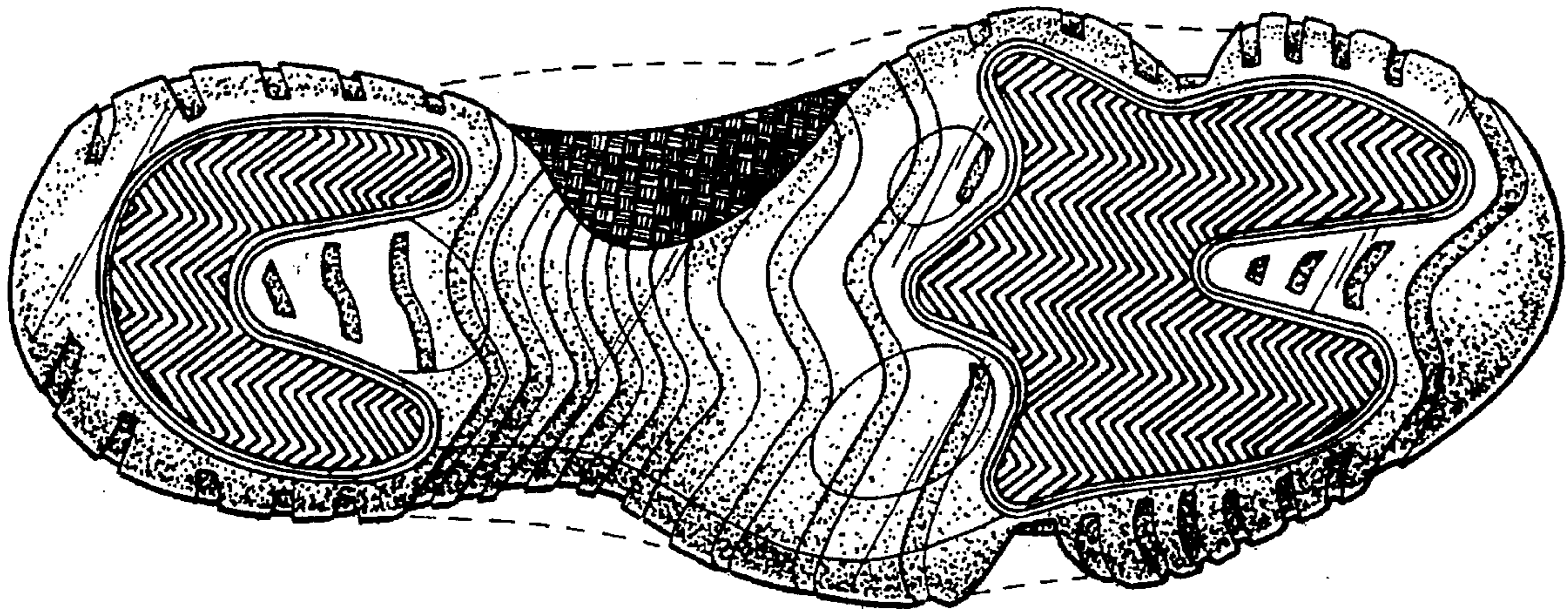
FIG. 4 is a rear elevational view thereof; and,

FIG. 5 is a bottom plan view thereof.

The surface of the claimed article showing oblique line shading is also textured and grooved.

The broken line showing of a shoe upper in FIGS. 1-5 is for illustrative purposes only and forms no part of the claimed design.

1 Claim, 3 Drawing Sheets



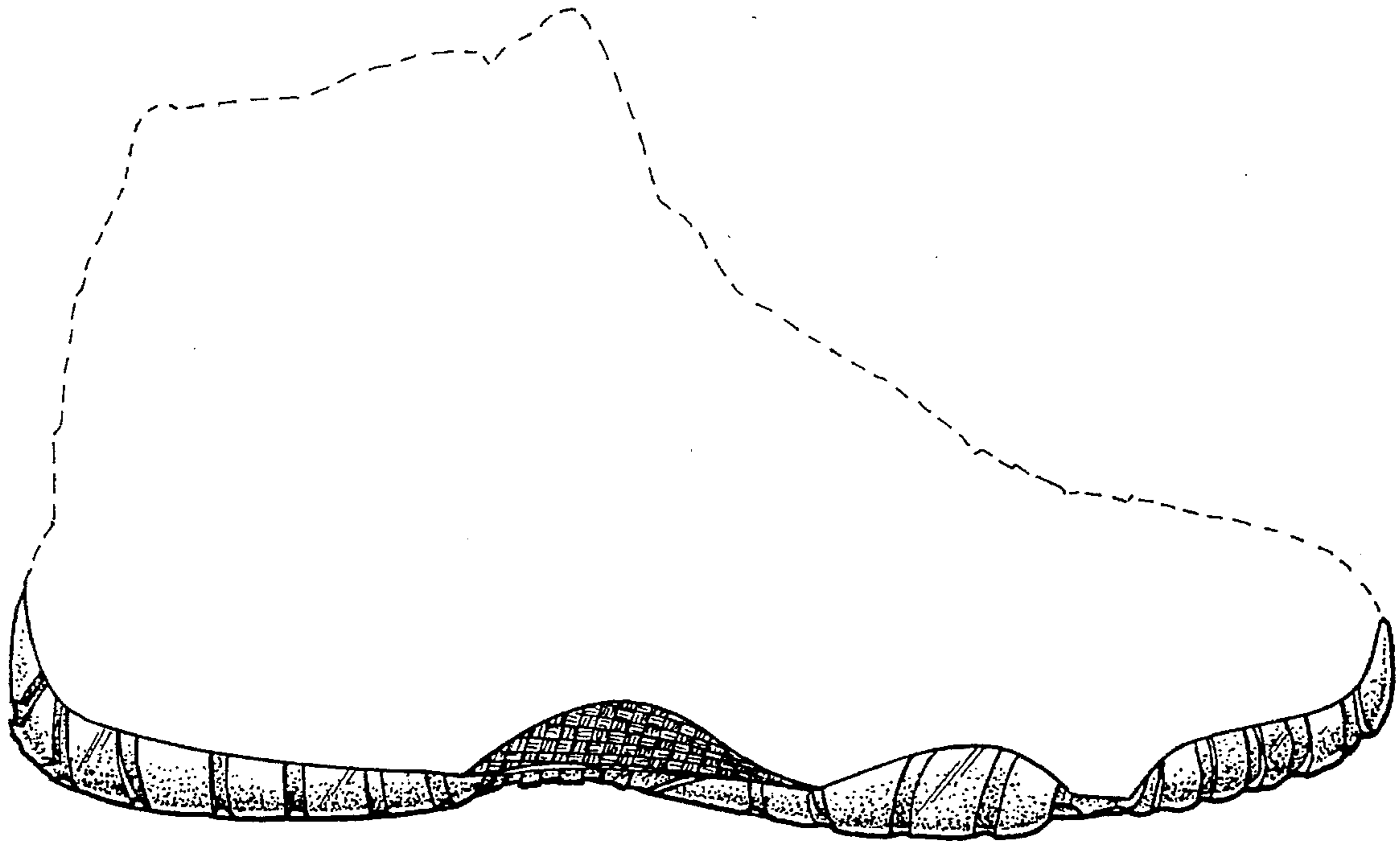


FIG. 1

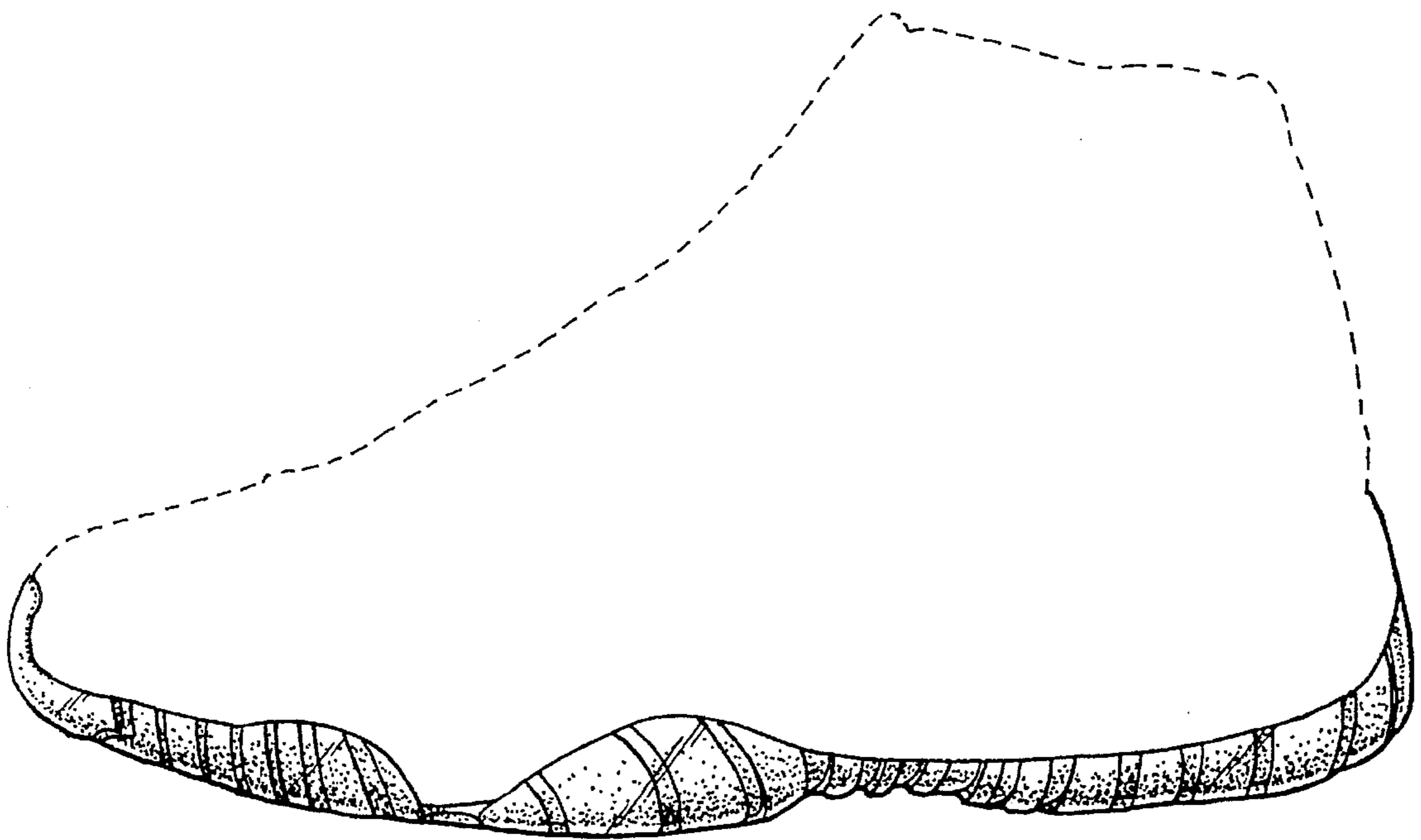


FIG. 2

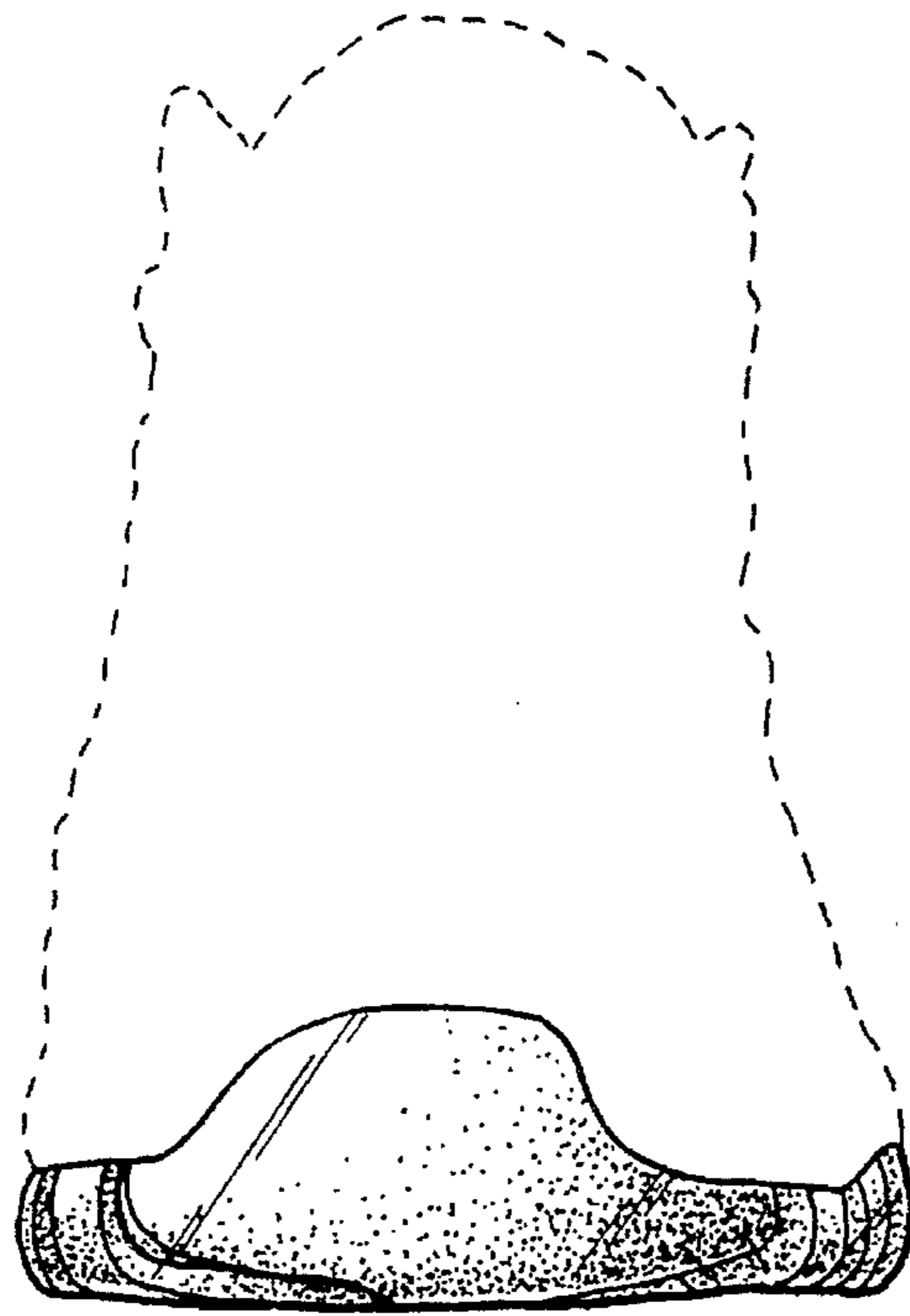


FIG. 3




FIG. 4

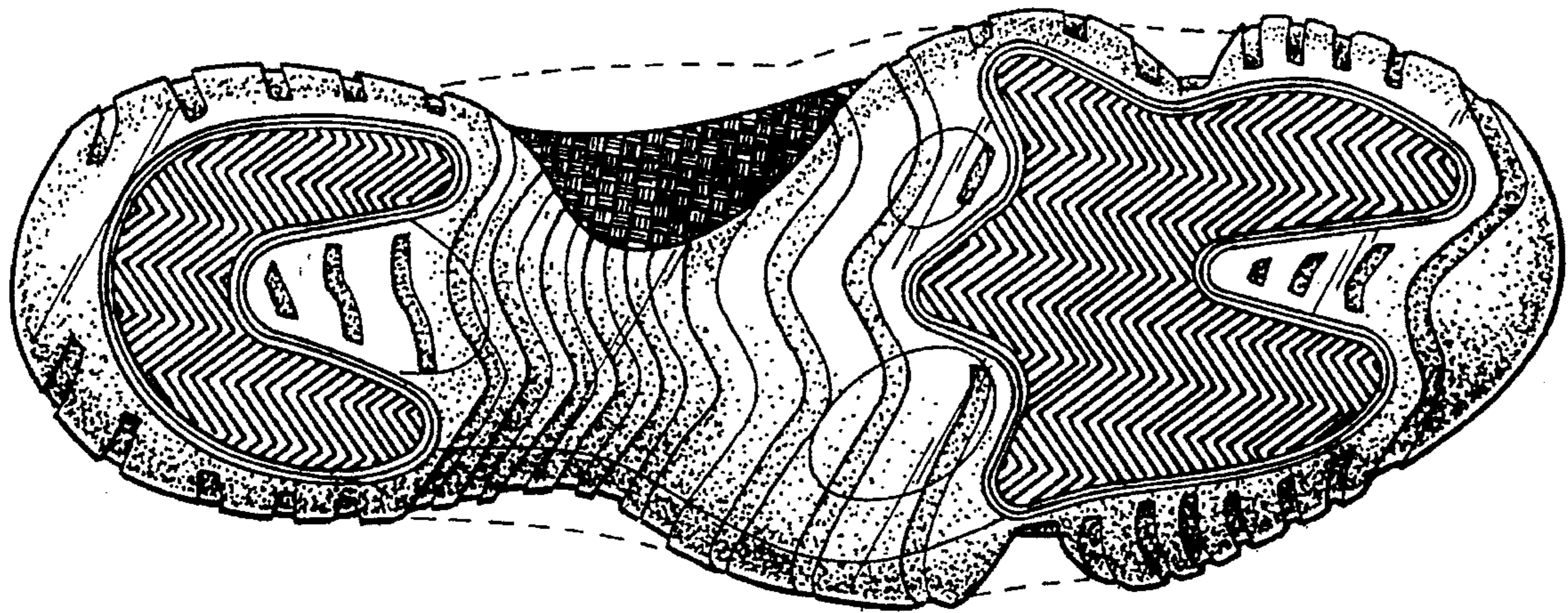


FIG. 5