



US00D378866S

United States Patent [19]

[11] Patent Number: **Des. 378,866**

Wang

[45] Date of Patent: ****Apr. 15, 1997**

[54] **DECORATIVE PLATE FOR LAMP SHADES AND CEILING FAN HOUSINGS**

D. 259,916 7/1981 Pettinger D8/350
D. 370,973 6/1996 Wu D23/385 X
D. 371,436 7/1996 Jaspers-Fayer D23/411

[76] Inventor: **Yuh-Shyong Wang**, P.O. Box 53-8, Taichung, Taiwan

Primary Examiner—Susan J. Lucas

[**] Term: **14 Years**

[57] CLAIM

[21] Appl. No.: **49,247**

The ornamental design for a decorative plate for lamp shades and ceiling fan housings, as shown and described.

[22] Filed: **Jan. 22, 1996**

DESCRIPTION

[52] U.S. Cl. **D26/152**; D6/492; D8/350; D23/411

[58] **Field of Search** D26/128-137, D26/142, 148, 149, 152, 72, 80-86, 89, 90; D23/377, 379, 385, 411; D6/492, 493, 497; D8/350; 362/147, 404-408, 806, 96, 351


FIG. 1 is a perspective view of a decorative plate for lamp shades and ceiling fan housings showing my new design; FIG. 2 is a front elevational view thereof; FIG. 3 is a rear elevational view thereof; FIG. 4 is a top plan view thereof; FIG. 5 is a bottom plan view thereof; FIG. 6 is a left side elevational view thereof; FIG. 7 is a right side elevational view thereof; and, FIG. 8 is a top plan view thereof, the additional panels being shown in broken lines for illustrative purposes only and forming no part of the claimed design.

[56] References Cited

U.S. PATENT DOCUMENTS

D. 231,324 4/1974 James D8/350
D. 243,662 3/1977 James D8/350
D. 243,920 4/1977 Fine D8/350

1 Claim, 3 Drawing Sheets






FIG. 1




FIG. 8



FIG. 6



FIG. 7



FIG. 2



FIG. 3

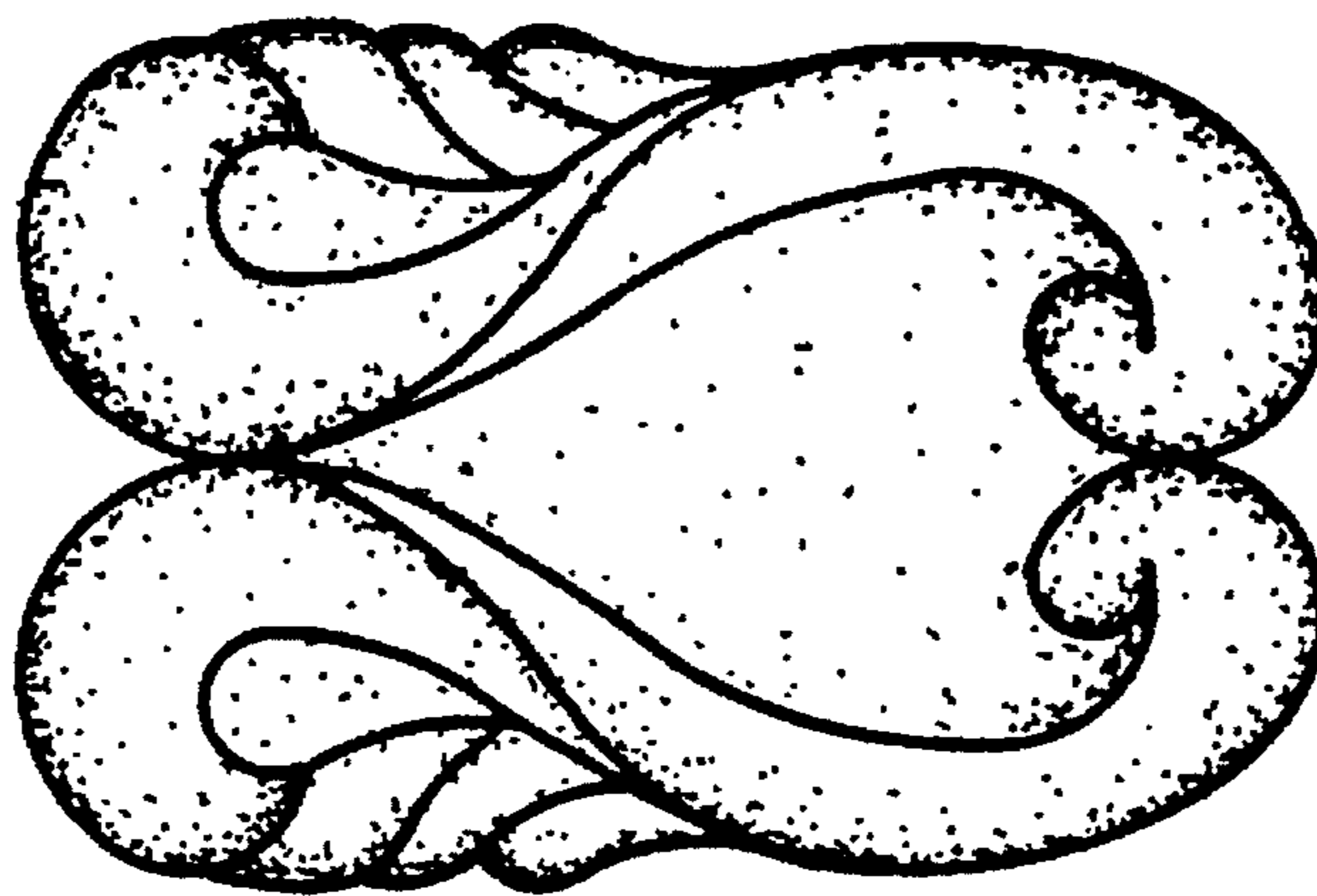


FIG. 4




FIG. 5