



US00D378862S

# United States Patent [19]

[11] Patent Number: **Des. 378,862**

Wang

[45] Date of Patent: **\*\*Apr. 15, 1997**

[54] **DECORATIVE PLATE FOR LAMP SHADES AND CEILING FAN HOUSINGS**

D. 243,920	4/1977	Fine	.....	D8/350
D. 259,916	7/1981	Pettinger	.....	D8/350
D. 370,973	6/1996	Wu	.....	D23/385 X
D. 371,436	7/1996	Jaspers-Fayer	.....	D23/411

[76] Inventor: **Yuh-Shyong Wang**, P.O. Box 53-8, Taichung, Taiwan

*Primary Examiner*—Susan J. Lucas

[\*\*] Term: **14 Years**

### [57] CLAIM

[21] Appl. No.: **49,242**

The ornamental design for a decorative plate for lamp shades and ceiling fan housings, as shown and described.

[22] Filed: **Jan. 22, 1996**

### DESCRIPTION

[52] U.S. Cl. .... **D26/152; D6/492; D8/350; D23/411**

[58] **Field of Search** ..... D26/128-137, D26/142, 148, 149, 152; D23/377, 379, 385, 411; D6/492, 493, 497; D8/350; 362/147, 404-408, 806, 96, 351

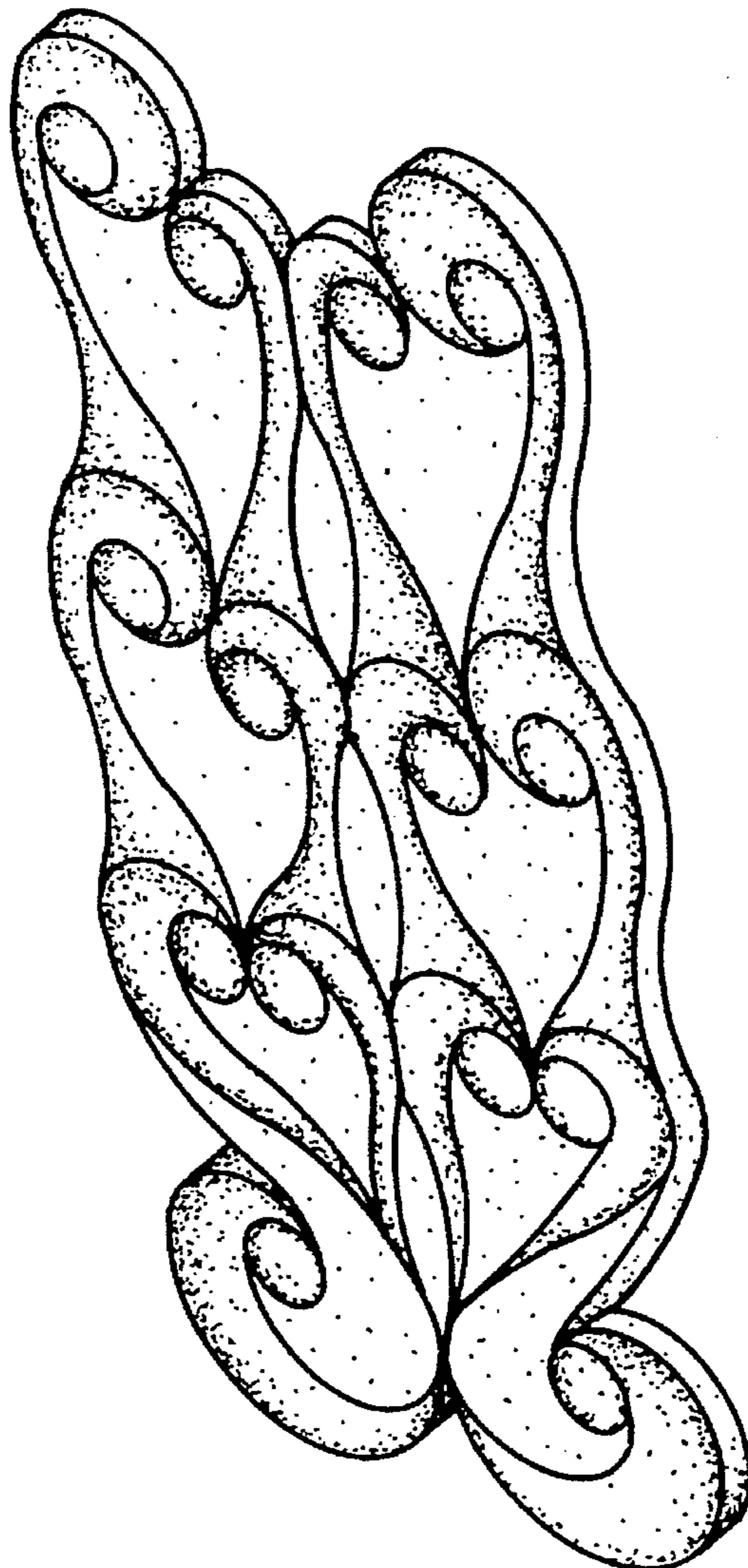
FIG. 1 is a perspective view of a decorative plate for lamp shades and ceiling fan housings showing my new design; FIG. 2 is a front elevational view thereof; FIG. 3 is a rear elevational view thereof; FIG. 4 is a top plan view thereof; FIG. 5 is a bottom plan view thereof; FIG. 6 is a left side elevational view thereof; and, FIG. 7 is a right side elevational view thereof.

### [56] References Cited

#### U.S. PATENT DOCUMENTS

D. 231,324	4/1974	James	.....	D8/350
D. 243,662	3/1977	James	.....	D8/350

**1 Claim, 3 Drawing Sheets**



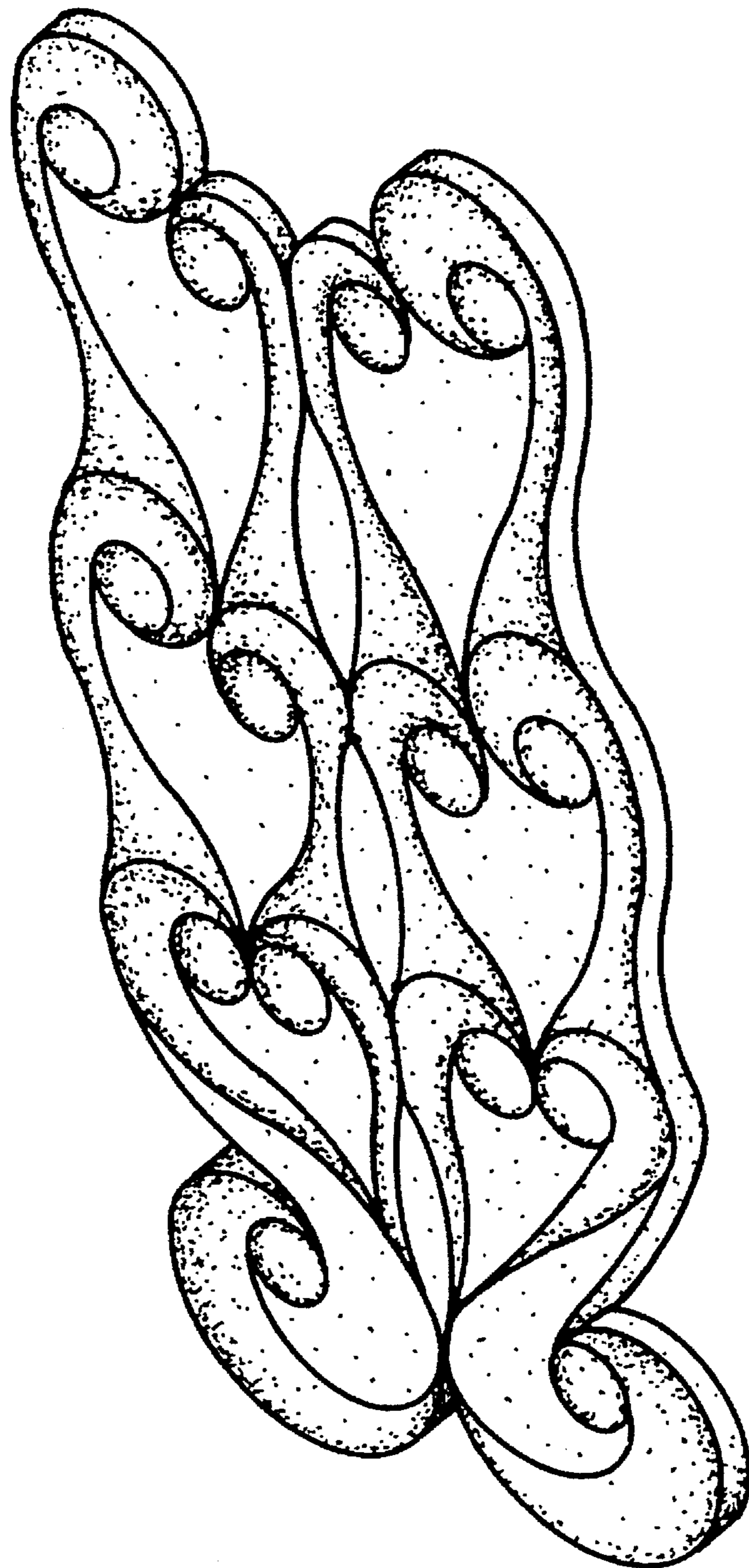


FIG. 1

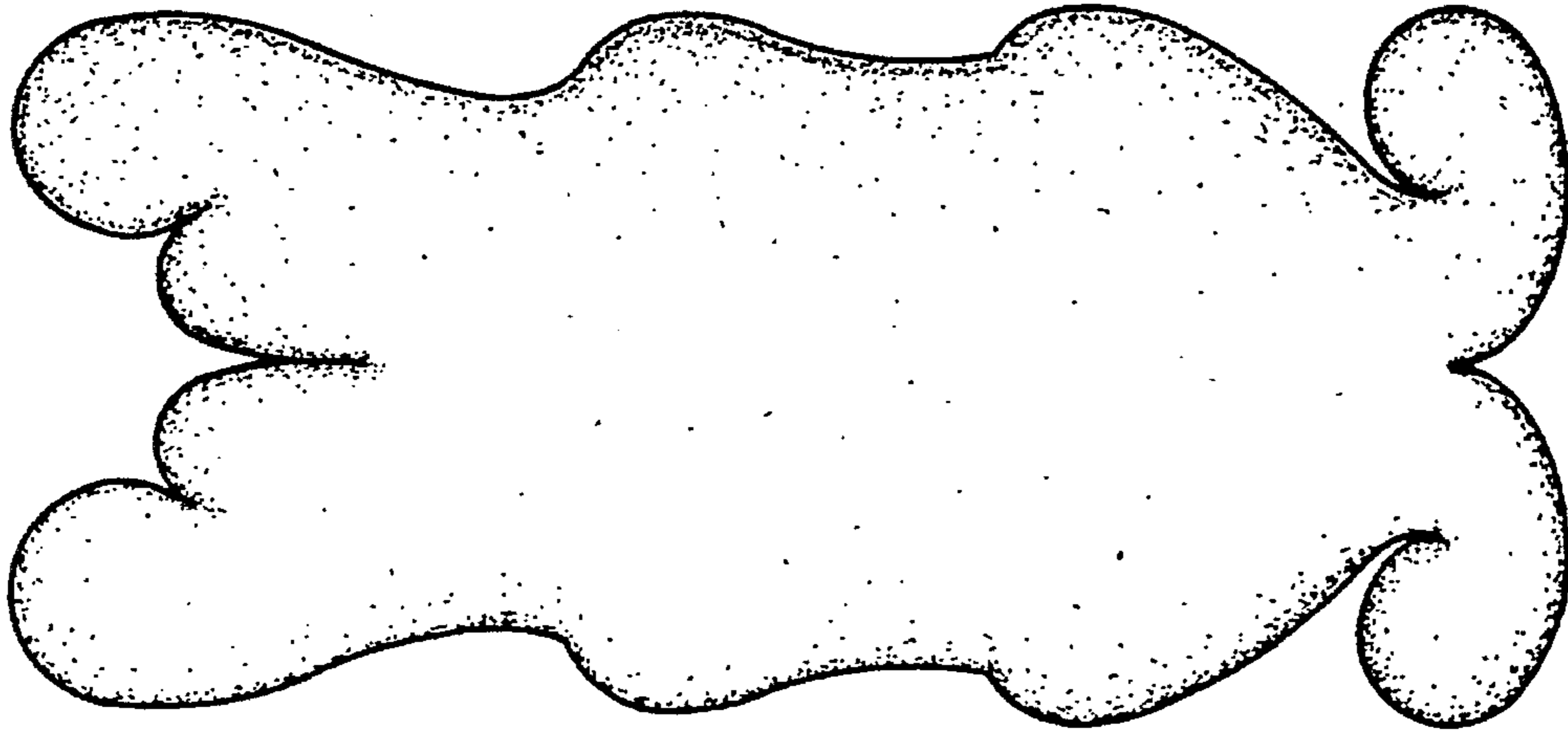


FIG. 3




FIG. 2



FIG. 4



FIG. 5



FIG. 6



FIG. 7