



US00D378851S

United States Patent [19]
Smolarski

[11] **Patent Number: Des. 378,851**

[45] **Date of Patent: **Apr. 15, 1997**

[54] **FLOOR REGISTER**

[75] Inventor: **Morris Smolarski**, Clayton, Australia

[73] Assignee: **Ripponlea Australia Pty. Ltd.**,
Victoria, Australia

[**] Term: **14 Years**

[21] Appl. No.: **35,800**

[22] Filed: **Mar. 7, 1995**

[30] **Foreign Application Priority Data**

Sep. 7, 1994 [AU] Australia 121754

[52] **U.S. Cl.** **D23/388**

[58] **Field of Search** D23/388, 387;
52/302, 303, 663; 454/289, 292

[56] **References Cited**

U.S. PATENT DOCUMENTS

D. 39,663 11/1908 Valentine D23/388
448,141 3/1891 Northen 454/289

OTHER PUBLICATIONS

Harrington & King Perforating Co Cat, 1925, p. 17, Style L2
Grille Perforated Metals Boxes.

Harrington & King Perforating Co Cat, 1932, p. 41, Style
NL 45% Open Perforated Metals Box.

The Harrington & King Perforating Co, 1936 p. 11 Style L
Perforated Metals Boxes.

Standard Stamping & Perforating Co., Design E1, 1948
Perforated Metals Boxes.

Primary Examiner—Susan J. Lucas

Assistant Examiner—Cynthia E. Ramirez

Attorney, Agent, or Firm—Larson and Taylor

[57] **CLAIM**

The ornamental design of a floor register, as shown and
described.

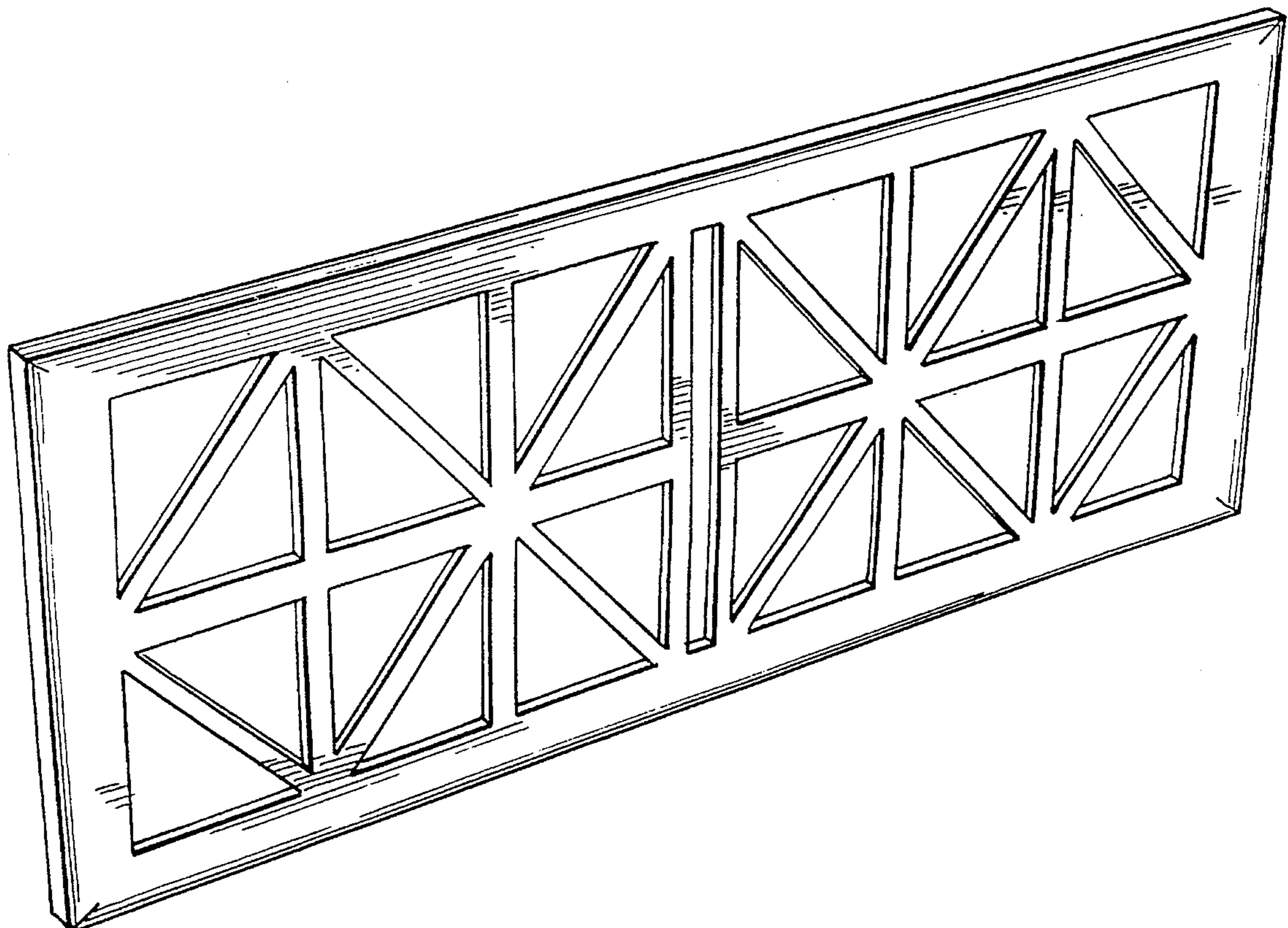
DESCRIPTION

FIG. 1 is a perspective view of a floor register showing my
new design;

FIG. 2 is a top plan view of the floor register; and,

FIG. 3 is a side view of the floor register thereof, the other
side being a mirror image.

1 Claim, 2 Drawing Sheets



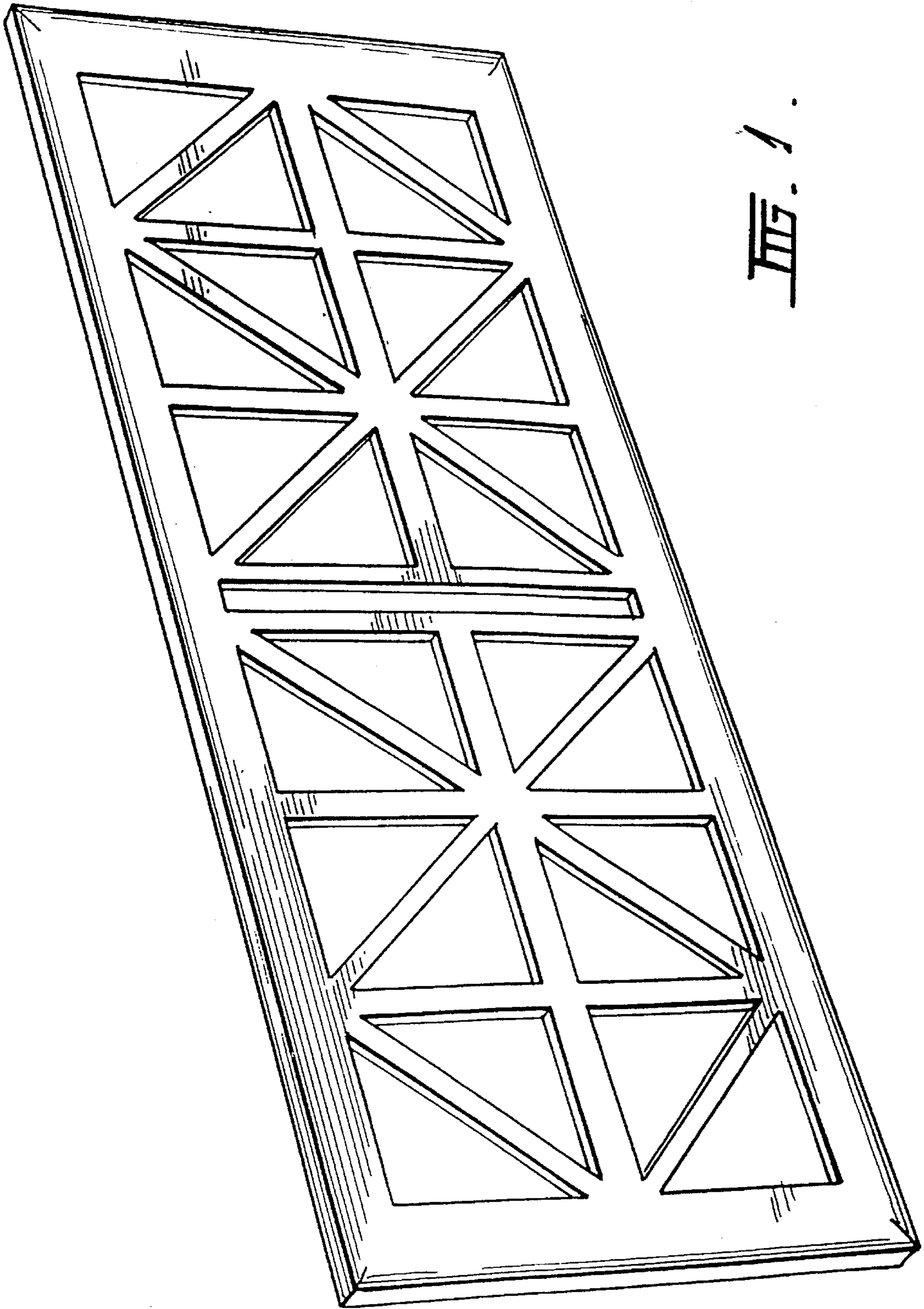


FIG. 1.




FIG. 2.



FIG. 3.