



US00D378807S

**United States Patent** [19]  
**Houlihan**

[11] **Patent Number: Des. 378,807**

[45] **Date of Patent: \*\*Apr. 15, 1997**

[54] **WRISTWATCH STRAP**

D. 356,266 3/1995 Hosokawa et al. .... D10/32

[75] Inventor: **John T. Houlihan**, Southbury, Conn.

*Primary Examiner*—Ralf Seifert  
*Attorney, Agent, or Firm*—William C. Crutcher

[73] Assignee: **Timex Corporation**, Middlebury, Conn.

[57] **CLAIM**

[\*\*] Term: **14 Years**

The ornamental design for wristwatch strap, as shown and described.

[21] Appl. No.: **48,603**

**DESCRIPTION**

[22] Filed: **Jan. 5, 1996**

[52] **U.S. Cl.** ..... **D11/3**

[58] **Field of Search** ..... D11/1-25, 93,  
D11/94; 63/1.1-3; D10/30

FIG. 1 is a top plan view in extended form of my improved wristwatch strap;

FIG. 2 is a left side elevational view thereof;

FIG. 3 is a right side elevational view thereof;

FIG. 4 is a bottom plan view thereof;

FIG. 5 is an elevational view of the tab end thereof; and,

FIG. 6 is an elevational view of the buckle end thereof.

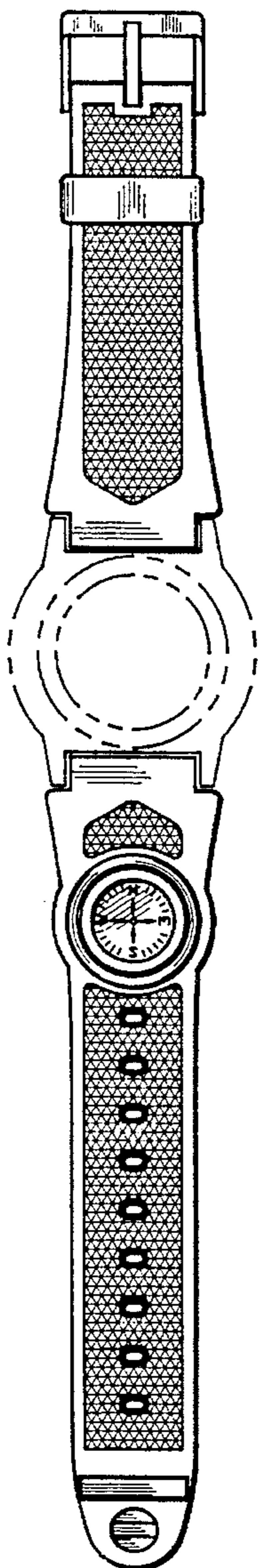
The watchcase, which is shown in dashed lines in FIGS. 1-4, is not part of the design.

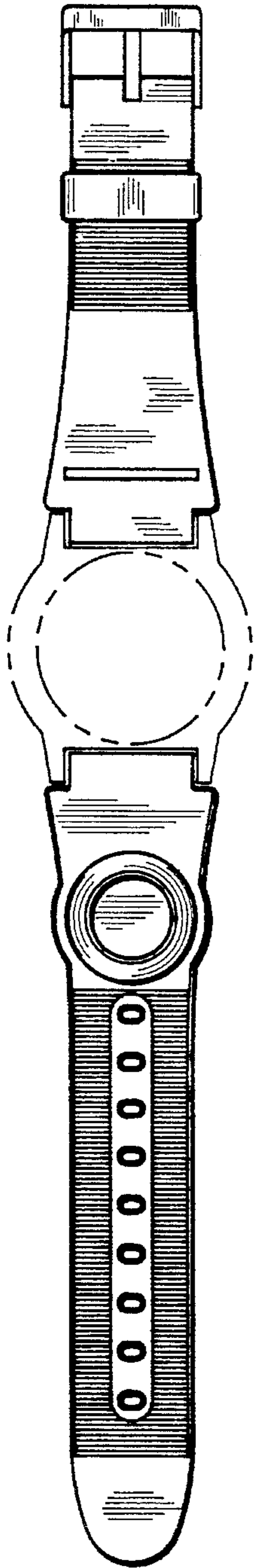
[56] **References Cited**

**U.S. PATENT DOCUMENTS**

D. 323,993	2/1992	Lee	.....	D10/32
D. 324,340	3/1992	Houlihan	.....	D10/32
D. 328,871	8/1992	Houlihan	.....	D10/32
D. 330,166	10/1992	Park	.....	D10/32

**1 Claim, 1 Drawing Sheet**






*Fig. 4*



*Fig. 3*



*Fig. 1*



*Fig. 2*



*Fig. 6*



*Fig. 5*