



US00D378793S

United States Patent [19]

Kanan

[11] Patent Number: **Des. 378,793**

[45] Date of Patent: ****Apr. 15, 1997**

[54] **COMBINED COMPARTMENTALIZED FOOD TRAY WITH WINDOWED SLEEVE**

[75] Inventor: **Michael Kanan**, Chagrin Falls, Ohio

[73] Assignee: **King Nut Company**, Solon, Ohio

[**] Term: **14 Years**

[21] Appl. No.: **41,684**

[22] Filed: **Jun. 21, 1995**

[52] U.S. Cl. **D7/553; D7/549; D7/555**

[58] Field of Search D7/503, 505, 507, D7/538, 540, 541, 542, 543, 545, 546, 549, 550, 552, 553, 554, 555, 557, 560, 565, 354, 357, 360, 566, 568, 570, 572, 584, 586, 587, 602, 611, 619, 615; D9/429, 410, 345, 346, 341; 220/575, 23.8, 556, 608, 669, 670, 671

[56] **References Cited**

U.S. PATENT DOCUMENTS

D. 163,110	5/1951	Forman	D7/552
D. 211,186	5/1968	Smith	D6/301
D. 214,391	6/1969	Weiss	D7/552
D. 312,025	11/1990	Autoni et al.	D9/429 X
D. 312,026	11/1990	Antoni et al.	D7/552
D. 315,835	4/1991	Dahlquist	D6/302
D. 332,528	1/1993	Neal	D6/301
D. 336,216	6/1993	Rohrbeck	D7/553
D. 339,238	9/1993	Hamilton	D6/301
D. 352,204	11/1994	Hayes et al.	D7/553 X

D. 354,172	1/1995	Adams	D6/301
2,268,529	12/1941	Stiles	D6/300 X
2,711,819	6/1955	Vander Lugt	207/45.14
4,874,083	10/1989	Antoni et al.	206/45.32

Primary Examiner—M. N. Pandozzi
Attorney, Agent, or Firm—Hawes, Fischer & Dickinson

[57] **CLAIM**

The ornamental design for a combined compartmentalized food tray with windowed sleeve, as shown and described.

DESCRIPTION

FIG. 1 is a top plan view of a combined compartmentalized food tray with windowed sleeve with the tray portion shown separately for convenience of illustration; FIG. 2 is a front elevational view of the tray portion, this view, the rear elevational view and the side elevational views being of identical design; FIG. 3 is a bottom plan view of the tray portion; FIG. 4 is a top plan view of the sleeve portion shown separately for convenience of illustration; FIG. 5 is a front elevational view of the sleeve portion, this view, the rear elevational view and the left side elevational view being of identical design; FIG. 6 is a right side elevational view of the sleeve portion; FIG. 7 is a bottom plan view of the sleeve portion; and, FIG. 8 is a top plan view of the combined compartmentalized food tray with windowed sleeve showing my new design.

1 Claim, 5 Drawing Sheets




Fig. 1




Fig. 2



Fig. 3




Fig. 4




Fig. 6




Fig. 5



Fig. 7




Fig. 8

