



US00D378772S

United States Patent [19]
Hall

[11] **Patent Number:** **Des. 378,772**

[45] **Date of Patent:** ****Apr. 8, 1997**

[54] **FLOATING LOUNGE**

5,273,473 12/1993 Allen 441/129

[76] **Inventor:** **Charles P. Hall**, 335-A O'Hair Ct.,
Santa Rosa, Calif. 95407

Primary Examiner—Kay H. Chin

Attorney, Agent, or Firm—Flehr, Hohbach, Test, Albritton &
Herbert

[**] **Term:** **14 Years**

[57] **CLAIM**

[21] **Appl. No.:** **50,871**

The ornamental design for a floating lounge, as shown.

[22] **Filed:** **Feb. 28, 1996**

DESCRIPTION

[52] **U.S. Cl.** **D21/237; D21/236**

[58] **Field of Search** **D21/236, 237;**
D6/201, 333, 596; 441/88, 129, 130; 482/111,
142


FIG. 1 is a right front isometric view of one embodiment of
a floating lounge showing my new design;
FIG. 2 is a right side elevational view thereof;
FIG. 3 is a left side elevational view thereof;
FIG. 4 is a top plan view thereof;
FIG. 5 is a front elevational view thereof;
FIG. 6 is a bottom plan view thereof; and,
FIG. 7 is a rear elevational view thereof.


[56] **References Cited**

U.S. PATENT DOCUMENTS

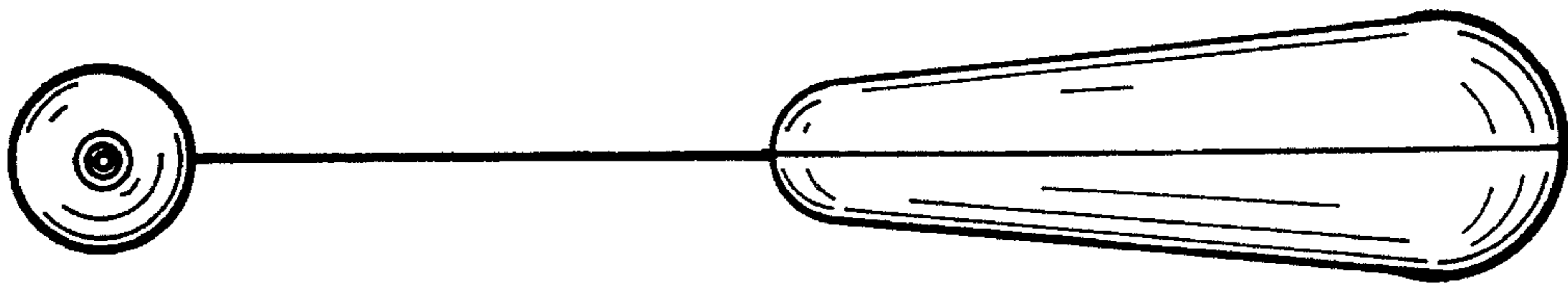
D. 273,966	5/1984	Piel	D21/237
D. 296,348	6/1988	Terrien	D21/237
D. 370,956	6/1996	Pery	D6/333
5,149,314	9/1992	Ciolino et al.	482/111

1 Claim, 3 Drawing Sheets

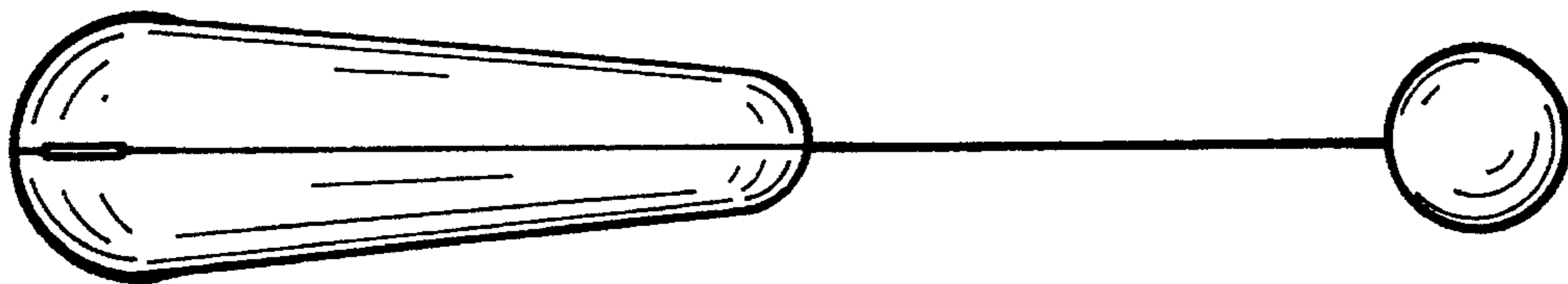




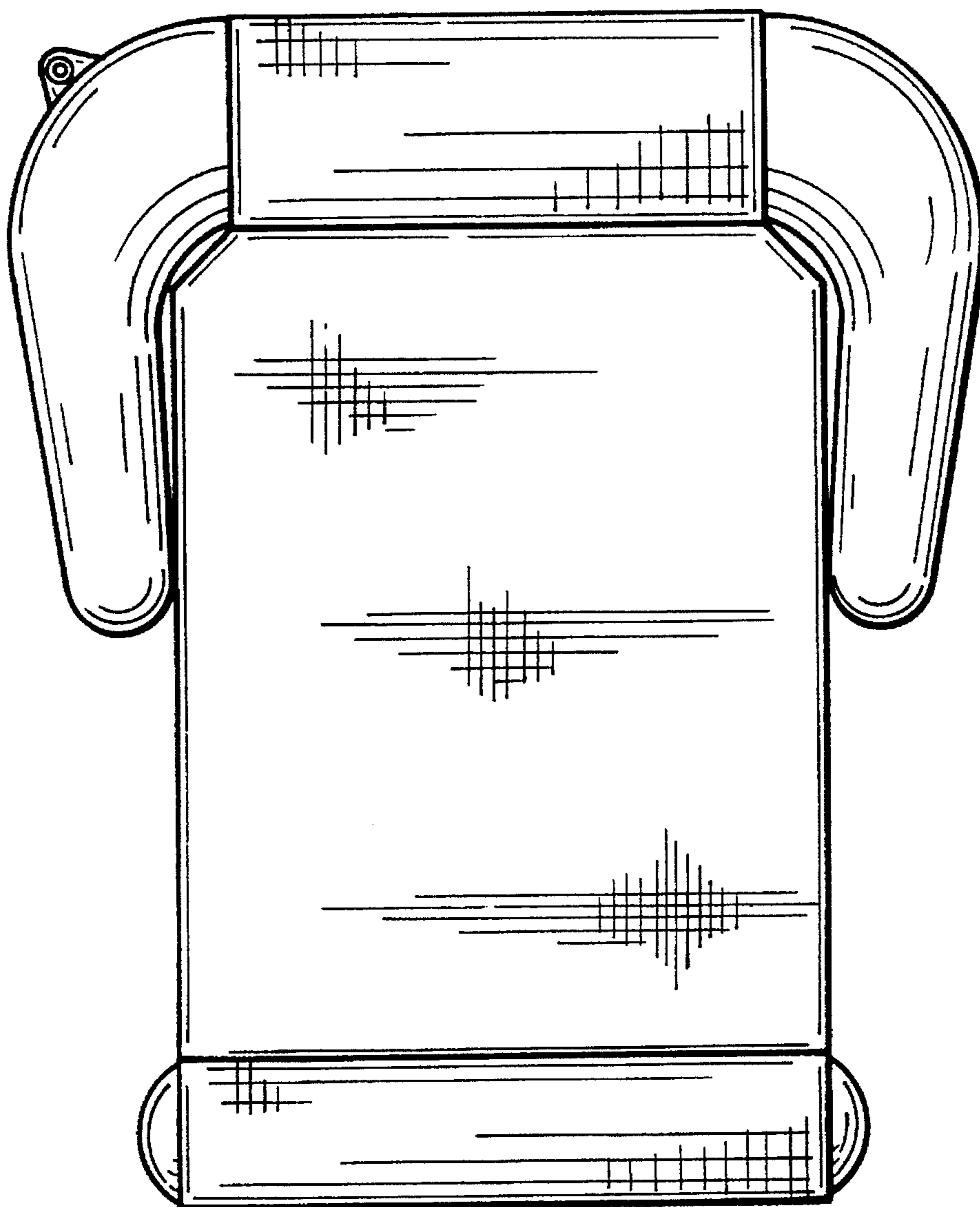
FIG_1




FIG_2



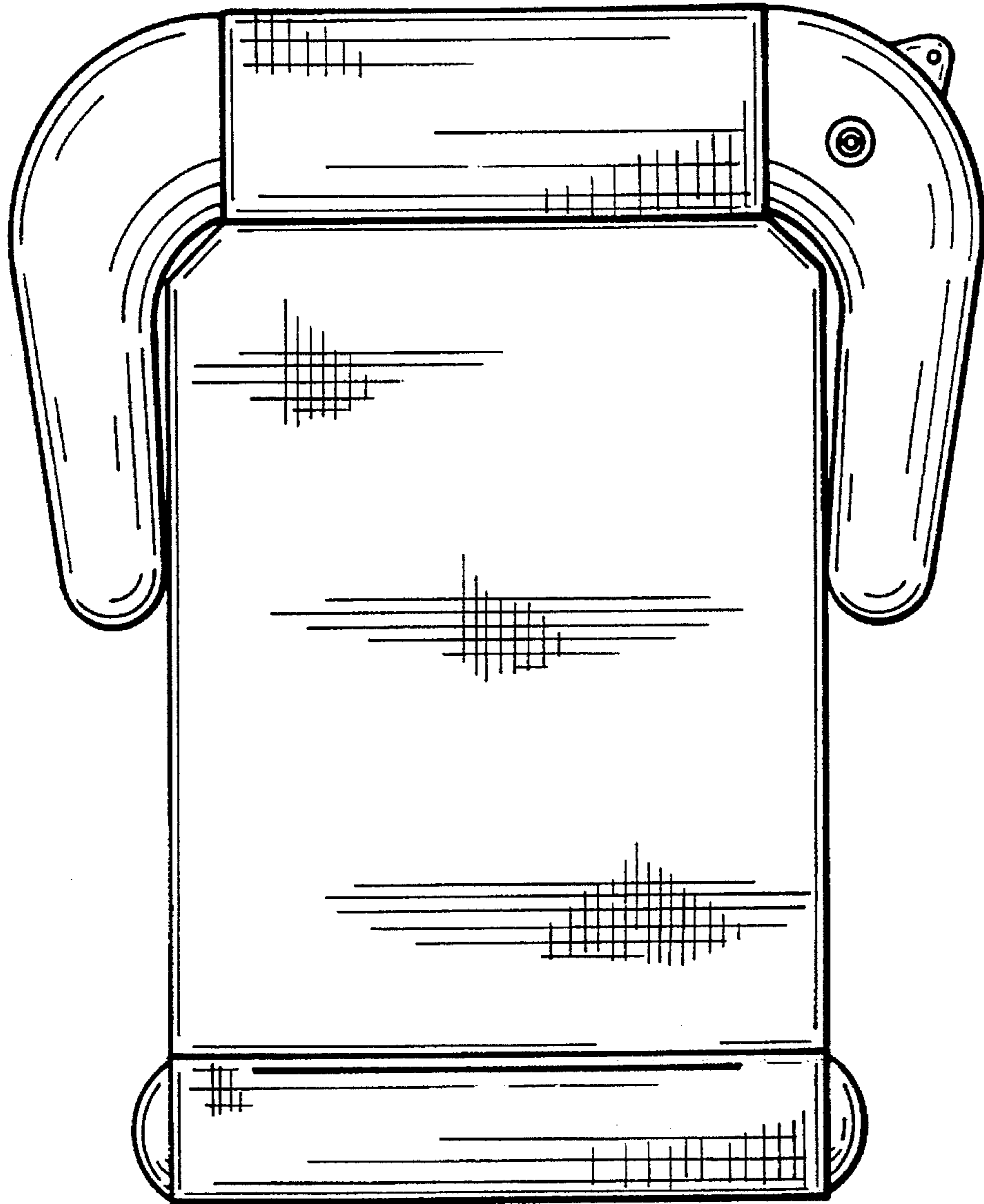
FIG_3



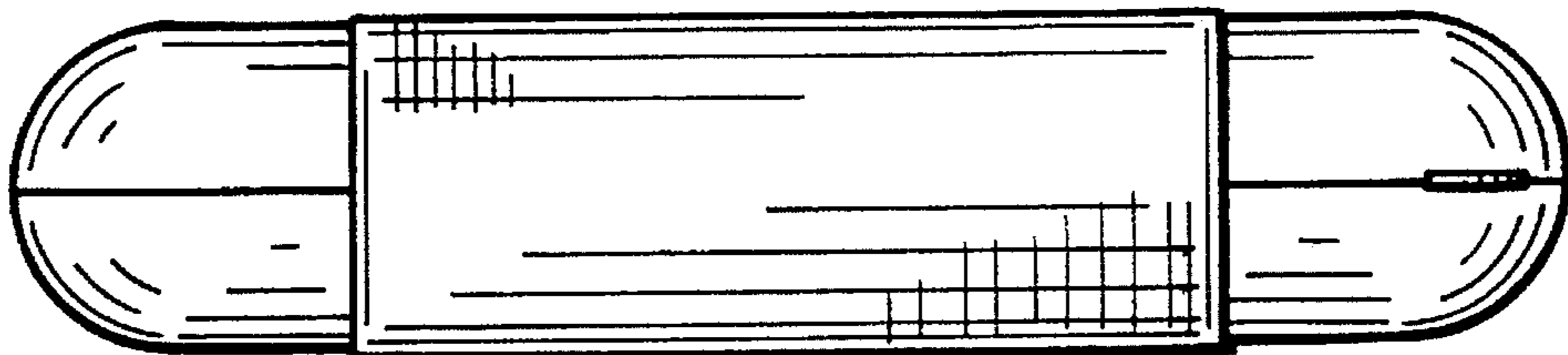
FIG_4



FIG_5



FIG_6



FIG_7