



US00D378769S

# United States Patent [19]

Nonaka et al.

[11] Patent Number: **Des. 378,769**

[45] Date of Patent: **\*\*Apr. 8, 1997**

[54] **TOP SPINNER**

[75] Inventors: **Tsuyoshi Nonaka; Minoru Sawada,**  
both of Tokyo, Japan

[73] Assignee: **Kabushiki Kaisha Bandai, Japan**

[\*\*] Term: **14 Years**

[21] Appl. No.: **11,501**

[22] Filed: **Aug. 6, 1993**

[52] U.S. Cl. .... **D21/96; D21/92**

[58] Field of Search ..... **D8/18, 33, 34,**  
**D8/38, 40-43; 81/3.4, 3.44, 3.09; 7/151;**  
**D21/92, 95, 96, 59; D3/263; 446/256, 257,**  
**259, 260, 262, 263**

## [56] References Cited

### U.S. PATENT DOCUMENTS

33,284	9/1861	Wright	446/260
D. 140,306	2/1945	Baca	D21/96
D. 161,581	1/1951	Greene	446/260 X
202,118	4/1878	Raetz	446/260
D. 202,321	9/1965	Conner et al.	D3/263
D. 287,093	12/1986	Ryan	D8/34
D. 303,345	9/1989	Sawatsky et al.	D8/40
D. 304,352	10/1989	Ukisu	D21/59
D. 309,480	7/1990	Olney	D21/92
D. 311,668	10/1990	Bryant et al.	D8/40
809,270	1/1906	Phipps	446/260
1,060,612	5/1913	Mangelsdorff	446/260
1,368,039	2/1921	Lindstrom	446/260
1,499,803	1/1924	Cayo	446/260
1,907,419	5/1933	Wetzell	446/260 X
1,959,635	5/1934	Moore	446/260
2,188,824	1/1940	Thigpen	446/260
2,245,936	6/1941	Nicholas	446/260
2,401,866	6/1946	Greenwood	446/260
2,739,415	3/1956	Robertson et al.	446/263
2,818,675	1/1958	Glass et al.	446/260
3,224,142	12/1965	Pawelka et al.	446/259 X
4,575,346	3/1986	Ogawa	446/259

4,781,642	11/1988	Stanzel	446/38
4,856,790	8/1989	Camillo	446/256 X
4,867,728	9/1989	Moomaw	446/259
4,932,918	6/1990	Onada	446/260
4,959,035	9/1990	Murasaki	446/263
4,967,622	11/1990	Phillips	81/3.4
5,017,172	5/1991	Seifert	446/250
5,024,625	6/1991	MacCarthy	446/259

### FOREIGN PATENT DOCUMENTS

160683	11/1941	Germany	446/25
913276	4/1954	Germany	446/260
6404	of 1914	United Kingdom	446/256
156856	1/1921	United Kingdom	446/260
301791	5/1929	United Kingdom	446/256
374362	6/1932	United Kingdom	446/260
704202	2/1954	United Kingdom	81/3.09

*Primary Examiner*—Terry A. Wallace  
*Assistant Examiner*—Adir Aronovich  
*Attorney, Agent, or Firm*—R. Gale Rhodes, Jr.

## [57] CLAIM

The ornamental design for a top spinner, as shown and described.

## DESCRIPTION

FIG. 1 is a front perspective view of a top spinner showing our new design with the cover shown in the open position; FIG. 2 is a front perspective view thereof with the cover shown in the closed position; FIG. 3 is a front elevational view thereof with the cover shown in the open position; FIG. 4 is a right side elevational view thereof with the cover shown in the open position; FIG. 5 is a top view thereof; FIG. 6 is a rear elevational view thereof with the cover shown in the open position; FIG. 7 is a left side elevational view thereof with the cover shown in the open position; and, FIG. 8 is a bottom view thereof.

**1 Claim, 2 Drawing Sheets**

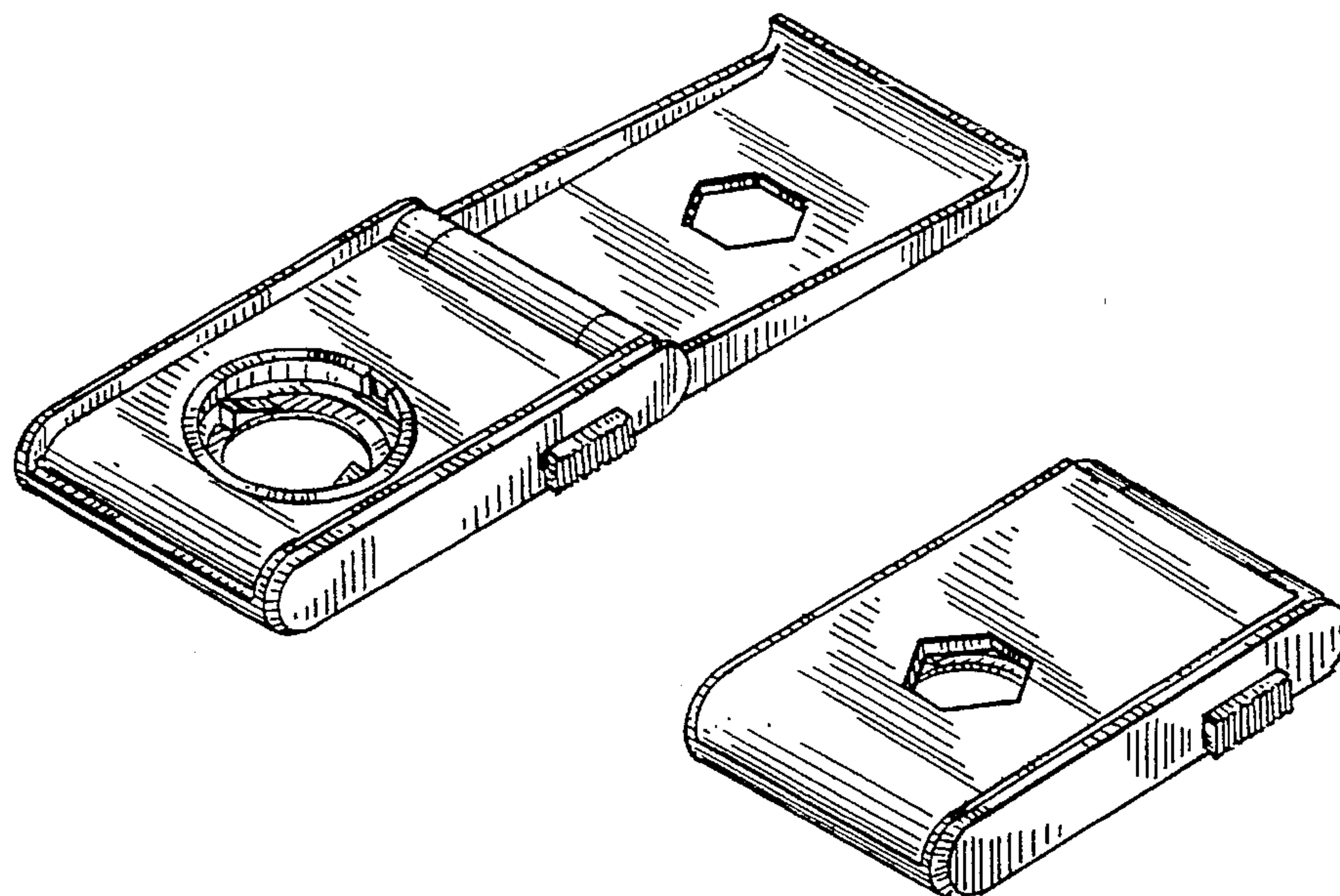


FIG. 1

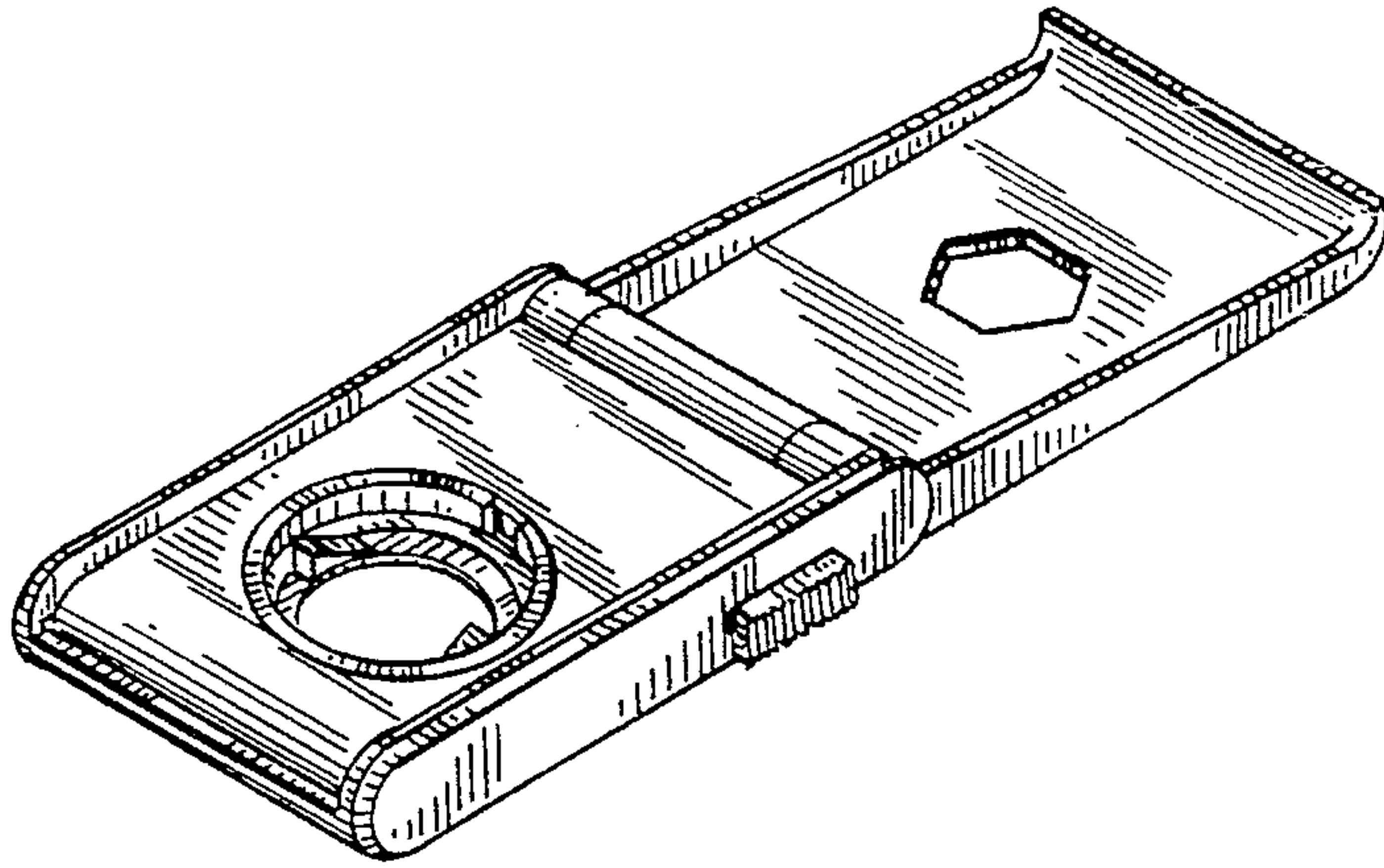


FIG. 2




FIG. 3

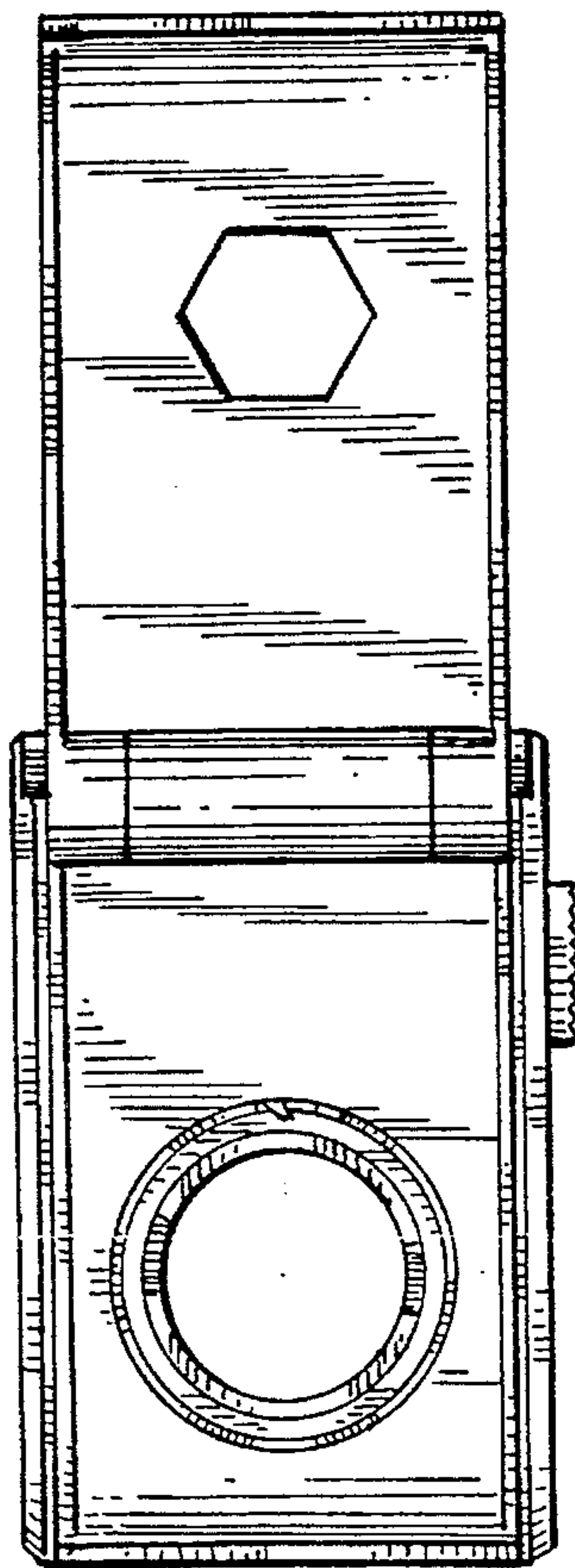


FIG. 4



FIG. 6

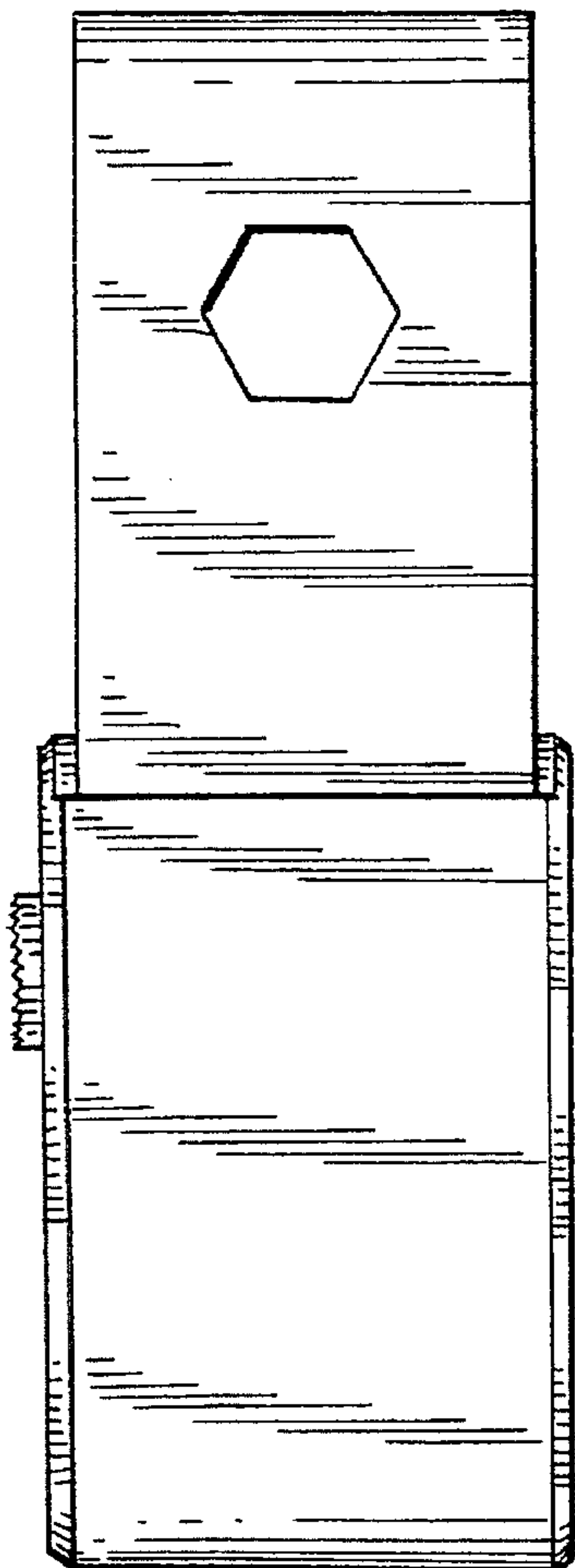


FIG. 7

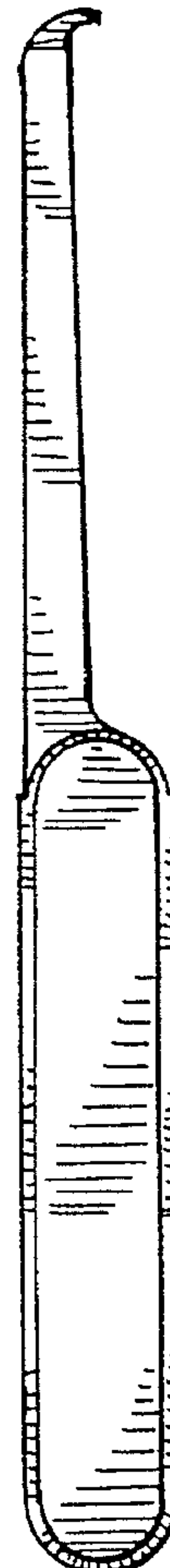


FIG. 8




FIG. 5

