



US00D378755S

United States Patent [19]

Kato et al.

[11] Patent Number: **Des. 378,755**

[45] Date of Patent: ****Apr. 8, 1997**

[54] AGRICULTURAL TRACTOR

[75] Inventors: **Hisato Kato; Hiroyuki Miki**, both of Sakai, Japan

[73] Assignee: **Kubota Corporation**, Japan

[**] Term: **14 Years**

[21] Appl. No.: **28,725**

[22] Filed: **Sep. 21, 1994**

[30] Foreign Application Priority Data

Mar. 23, 1994 [JP] Japan 6-7730

[52] U.S. Cl. **D15/23**; D15/15

[58] Field of Search D15/10, 15, 22-26; 180/89.1, 89.12, 900; 56/202, 254, 255, 320.1, 320.2

[56] References Cited

U.S. PATENT DOCUMENTS

D. 213,312	2/1969	Renquist	D15/23
D. 258,824	4/1981	Funabashi	D15/23
D. 266,340	9/1982	Wilkes	D15/23
D. 325,208	4/1992	Hosonuma	D15/15
D. 327,692	7/1992	Kaczmariski et al.	D15/23
D. 340,459	10/1993	Kawakita et al.	D15/15
D. 354,756	1/1995	Hinklin	D15/15

OTHER PUBLICATIONS

Implement Tractor, Mar. 1992, p. 77 IMT Tractor. Progressive Farmer, May 1993 p. 49 Massey Ferguson Tractor.

Progressive Farmer Jan. 1993 p. 49 Belarus model 250As Tractor.

Primary Examiner—Sandra L. Morris

Attorney, Agent, or Firm—Webb Ziesenheim Bruening Logsdon Orkin & Hanson, P.C.



[57] CLAIM

The ornamental design of a agricultural tractor, as shown and described.

DESCRIPTION

FIG. 1 is a front view of our agricultural tractor; FIG. 2 is a rear view thereof; FIG. 3 is a right side view thereof; FIG. 4 is a left side view thereof; FIG. 5 is a top plan view thereof; FIG. 6 is a front left side perspective view thereof; FIG. 7 is a right rear perspective view thereof; FIG. 8 is a left rear perspective view thereof; and, FIG. 9 is an enlarged top plan view, showing the interior of the cab.

1 Claim, 6 Drawing Sheets






FIG. 1




FIG. 5




FIG. 2




FIG. 3




FIG. 4



FIG. 6



FIG. 7



FIG. 8




FIG. 9