



US00D378750S

# United States Patent [19]

Inukai

[11] **Patent Number: Des. 378,750**

[45] **Date of Patent: \*\*Apr. 8, 1997**

[54] **PORTABLE ELECTRONIC COMPUTER**

D. 353,584 12/1994 Sato et al. .... D14/106  
D. 364,387 11/1995 Chiba et al. .... D14/106

[75] Inventor: **Yoshinori Inukai**, Kawasaki, Japan

[73] Assignee: **Canon Kabushiki Kaisha**, Tokyo, Japan

*Primary Examiner*—Freda Nunn  
*Attorney, Agent, or Firm*—Fitzpatrick, Cella, Harper & Scinto

[\*\*] Term: **14 Years**

## [57] CLAIM

[21] Appl. No.: **45,999**

The ornamental design for a portable electronic computer, shown and described.

[22] Filed: **Nov. 3, 1995**

## [30] Foreign Application Priority Data

## DESCRIPTION

May 10, 1995 [JP] Japan ..... 7-12987

[52] **U.S. Cl.** ..... **D14/106**

[58] **Field of Search** ..... D14/100, 101, D14/106, 113, 115, 124-127; D18/1, 7; 235/145 A, 145 R; 341/22, 23; 345/104, 156, 168, 173; 361/679-686; 364/708.1, 709.04, 709.12; 400/486, 489

FIG. 1 is a front elevational view of a portable electronic computer showing my new design;  
FIG. 2 is a top plan view thereof;  
FIG. 3 is a left side elevational view thereof;  
FIG. 4 is a right side elevational view thereof;  
FIG. 5 is a rear elevational view thereof;  
FIG. 6 is a bottom plan view thereof; and,  
FIG. 7 is a perspective view thereof.

## [56] References Cited

### U.S. PATENT DOCUMENTS

D. 350,732 9/1994 Inukai ..... D14/106

**1 Claim, 4 Drawing Sheets**

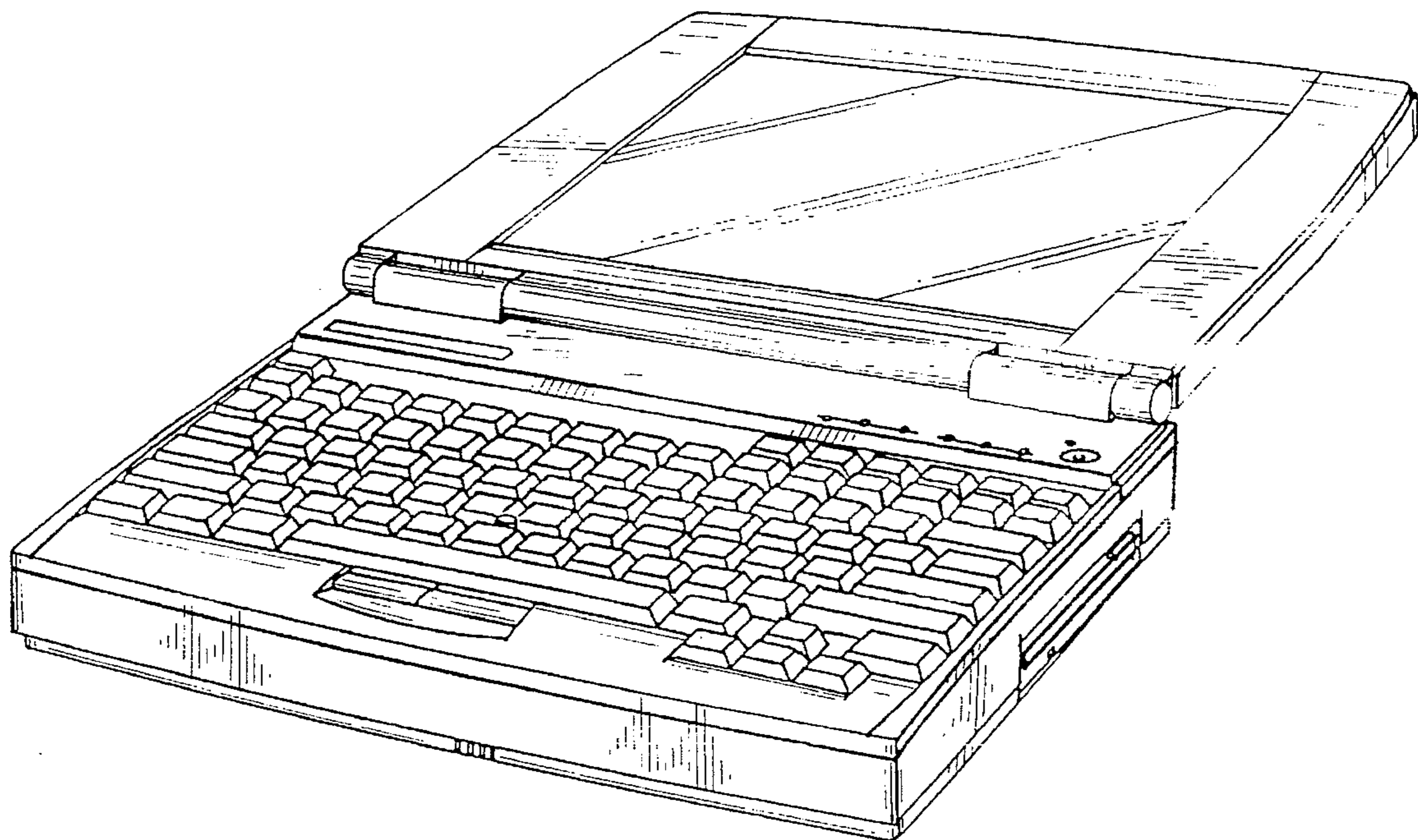


FIG. 1




FIG. 2




FIG. 3

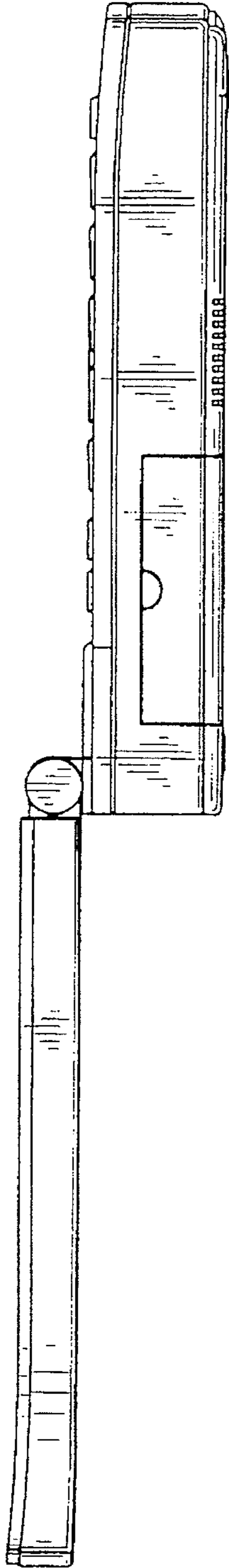


FIG. 4

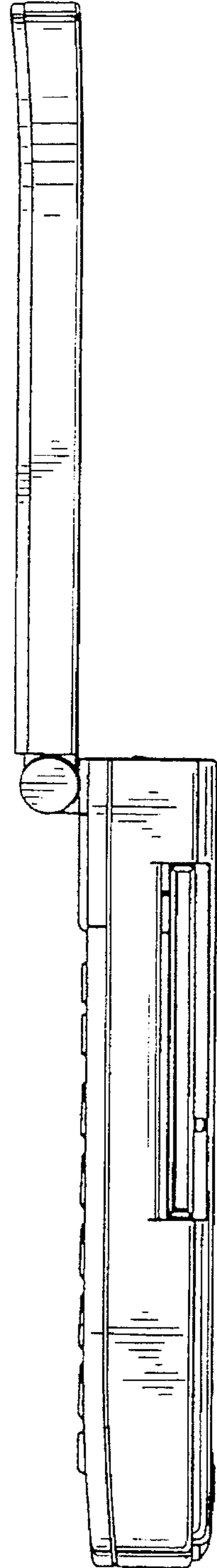


FIG. 5

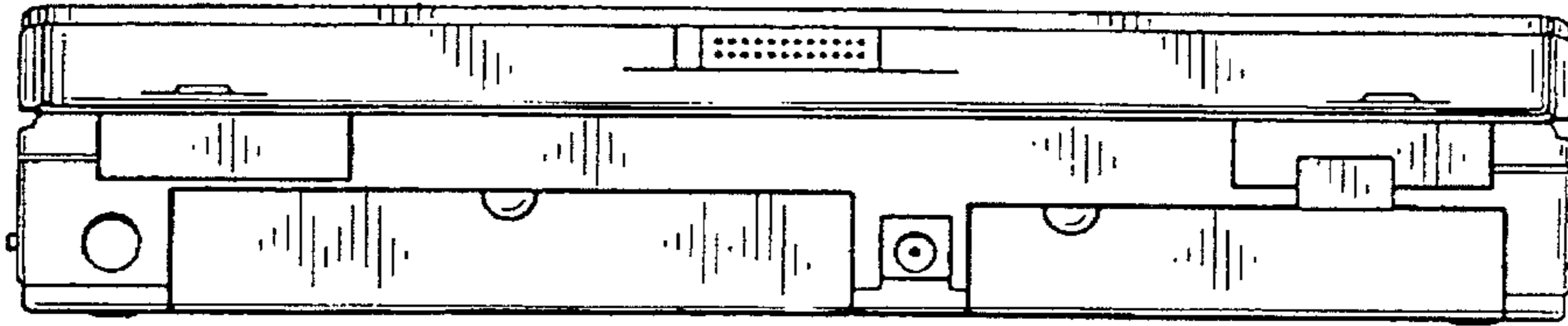


FIG. 6

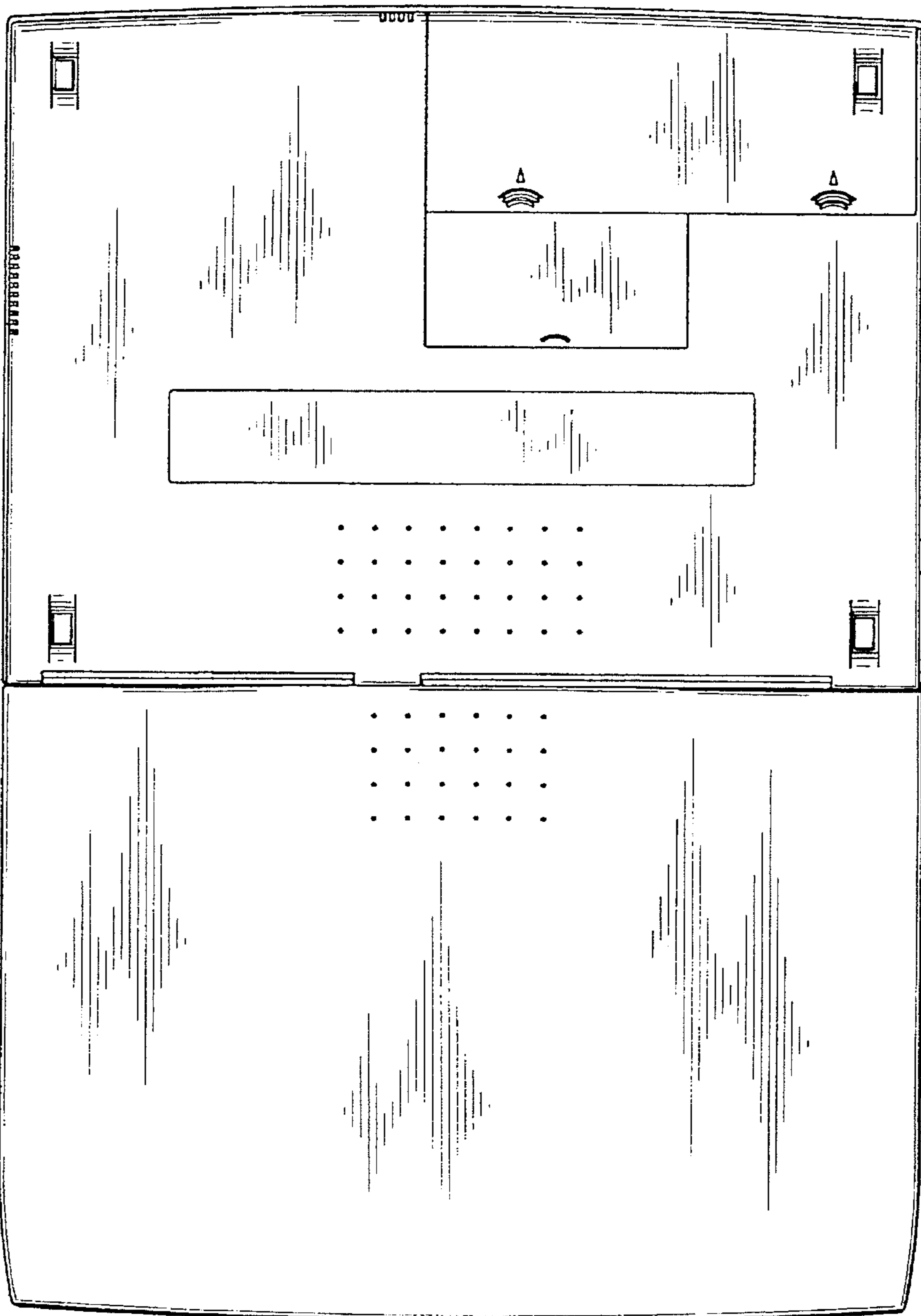


FIG. 7

