



US00D378741S

United States Patent [19] Fontaine

[11] Patent Number: **Des. 378,741**

[45] Date of Patent: ****Apr. 8, 1997**

[54] **WATCH**

[75] Inventor: **Jacques Fontaine**, Saint Cloud, France

[73] Assignee: **Jacques Benedict S.A.**, Saint Cloud, France

[**] Term: **14 Years**

[21] Appl. No.: **53,090**

[22] Filed: **Apr. 16, 1996**

[30] Foreign Application Priority Data

Dec. 21, 1995 [WO] WIPO DM/034987

[52] U.S. Cl. **D10/39**; D10/30

[58] Field of Search D10/1-40, 122-132;
368/280-282, 276-277, 285

[56] References Cited

U.S. PATENT DOCUMENTS

D. 76,445	9/1928	Yuen	D10/126
D. 76,705	10/1928	Salinger	D10/126
D. 188,062	5/1960	Pretat	D10/38
D. 345,714	4/1994	Ono	D10/126

FOREIGN PATENT DOCUMENTS

1259766 3/1961 France D10/30 X

Primary Examiner—Nelson C. Holtje
Attorney, Agent, or Firm—Kuhn and Muller

[57] CLAIM

The ornamental design for a watch, as shown and described.

DESCRIPTION

FIG. 1 is a front elevational view of the design for a watch;
 FIG. 2 is a rear view of FIG. 1;
 FIG. 3 is a top plan view of FIG. 1;
 FIG. 4 is a bottom view of FIG. 1;
 FIG. 5 is a right side elevational view of FIG. 1;
 FIG. 6 is a left side elevational view of FIG. 1;
 FIG. 7 is a front elevational view of an alternate embodiment for a design for a watch;
 FIG. 8 is a rear view of FIG. 7;
 FIG. 9 is a top plan view of FIG. 7;
 FIG. 10 is a bottom view of FIG. 7;
 FIG. 11 is a right side elevational view of FIG. 7; and,
 FIG. 12 is a left side elevational view of FIG. 7.

1 Claim, 2 Drawing Sheets




FIG. 1

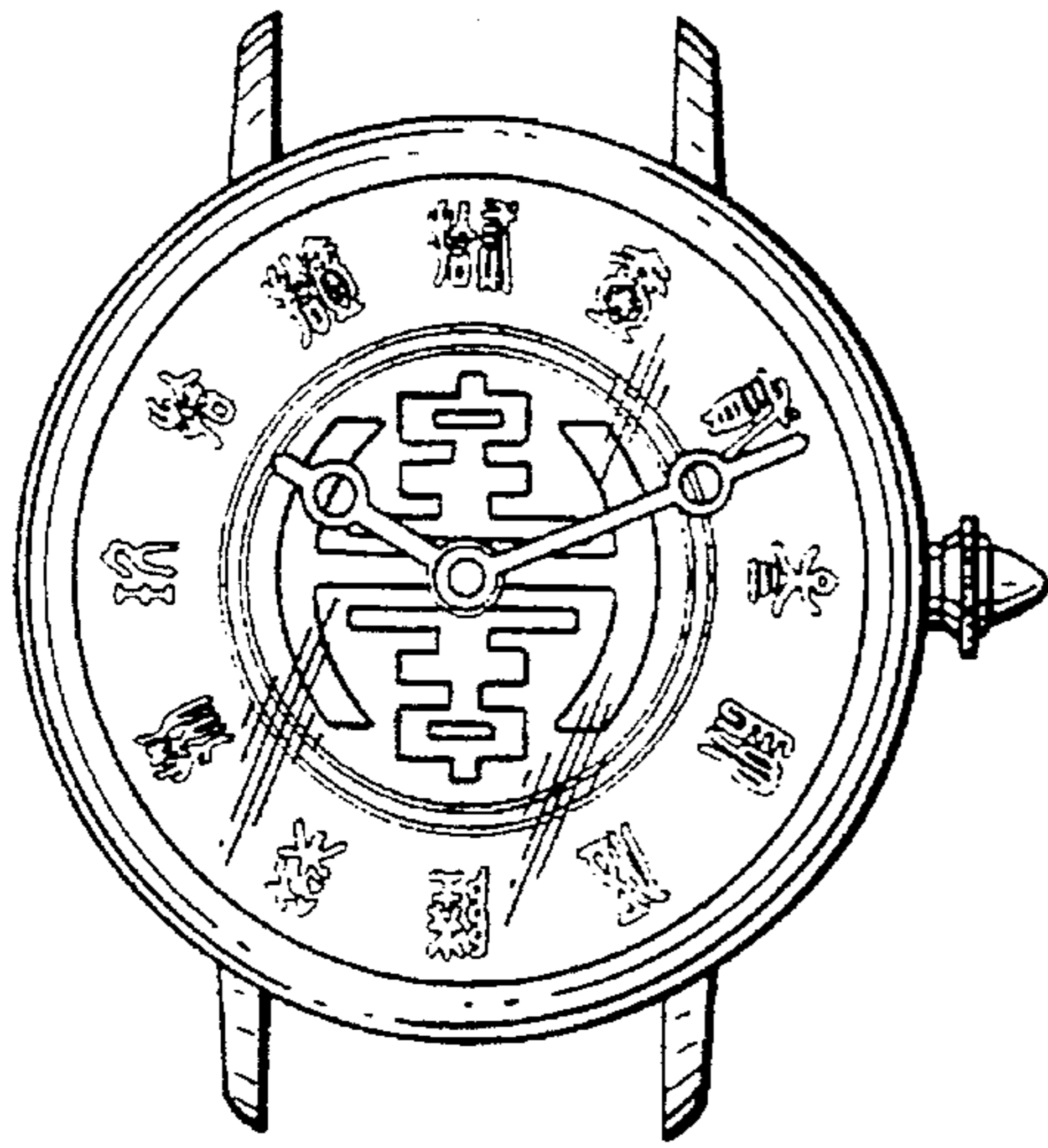


FIG. 2

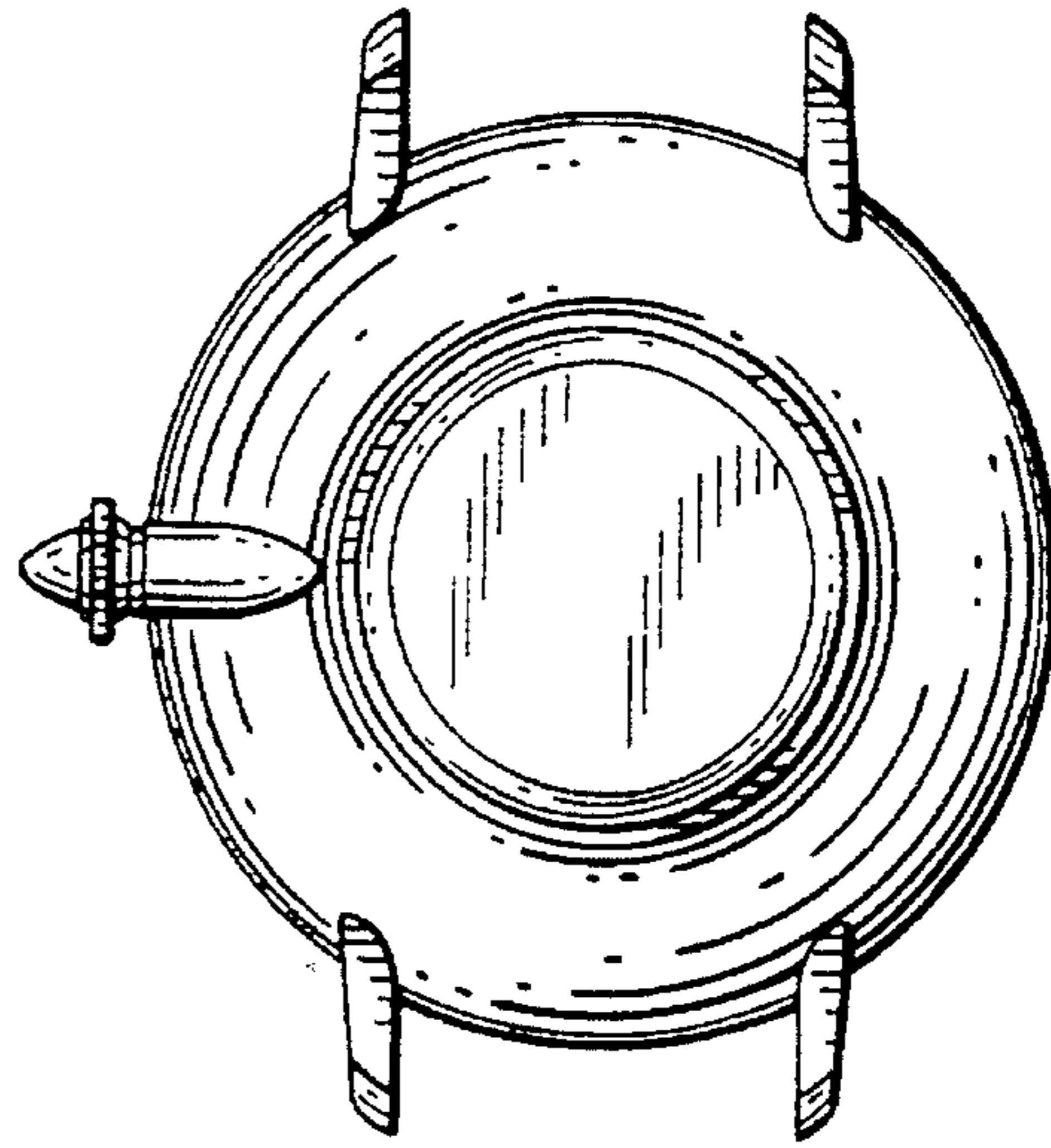


FIG. 3




FIG. 4




FIG. 5



FIG. 6



FIG. 7

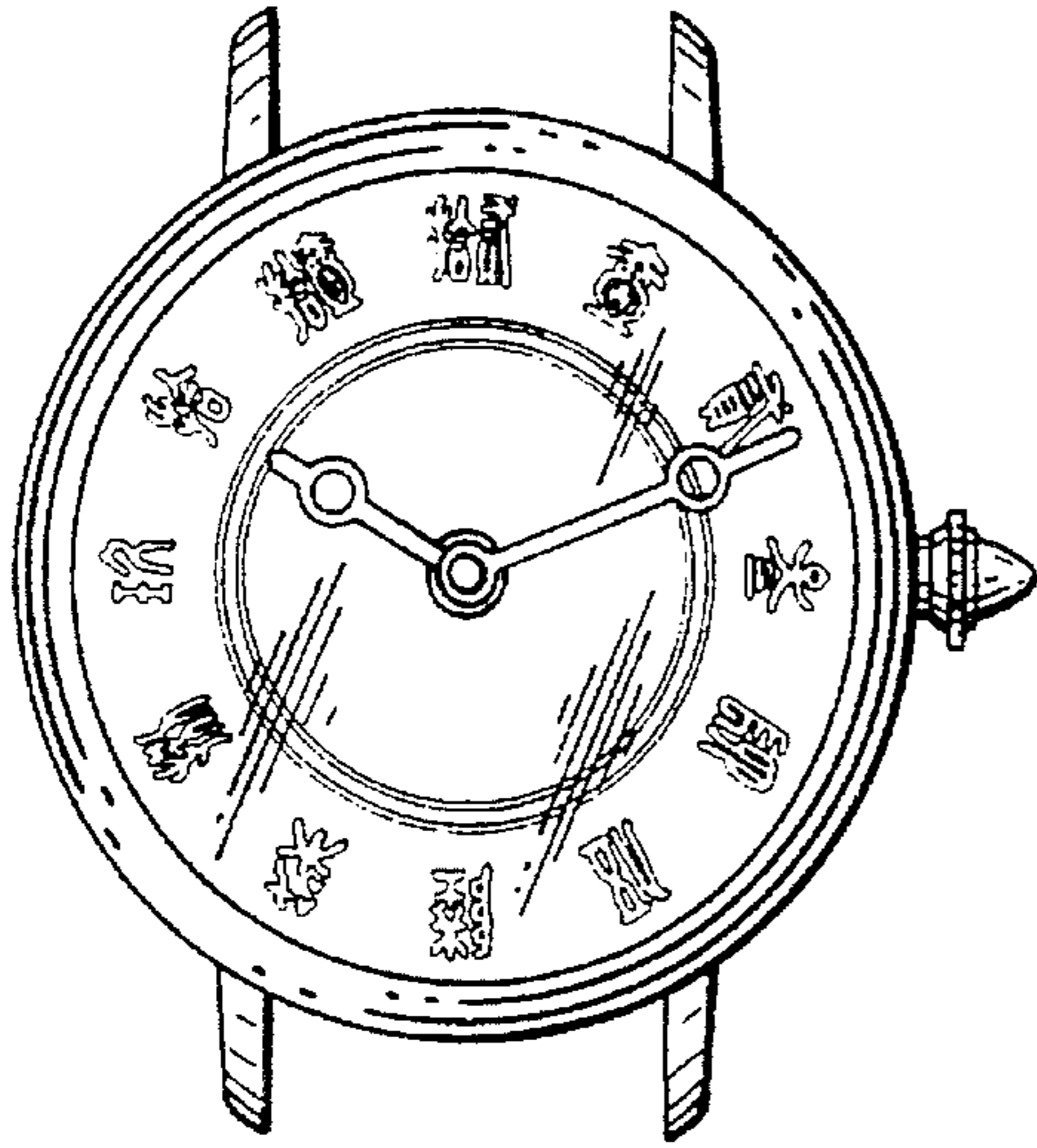


FIG. 8

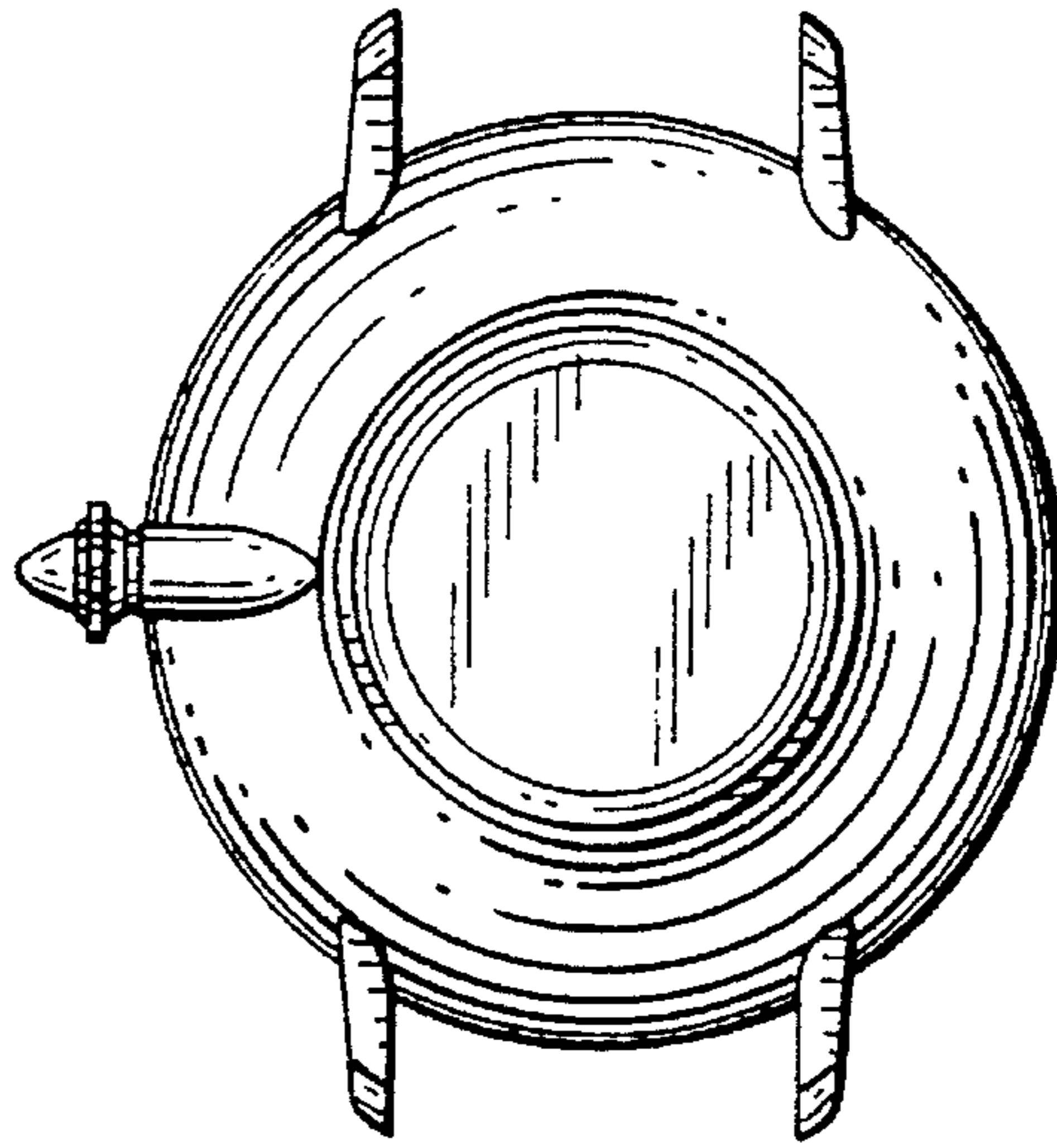


FIG. 9




FIG. 10




FIG. 11




FIG. 12

