



US00D378719S

United States Patent [19]

[11] Patent Number: **Des. 378,719**

Fireman

[45] Date of Patent: ****Apr. 8, 1997**

[54] **RECREATIONAL AIR MATTRESS**

D. 315,774	3/1991	Thomas	D21/236
D. 365,378	12/1995	Wolfe	D21/237
5,437,068	8/1995	Fisher	5/449

[75] Inventor: **Andrew F. Fireman**, Brighton, Mass.

OTHER PUBLICATIONS

[73] Assignee: **Aqua-Leisure Industries, Inc.**, Avon, Mass.

Sevylor International Collection 1994, Pool Hammock—WH100, p. 33.

[**] Term: **14 Years**

Primary Examiner—Gary D. Watson

Attorney, Agent, or Firm—Wolf, Greenfield & Sacks, P.C.

[21] Appl. No.: **30,583**

[57] CLAIM

[22] Filed: **Nov. 2, 1994**

The ornamental design for a recreational air mattress, as shown and described.

[52] U.S. Cl. **D6/604**; D6/596; D6/601

[58] Field of Search D6/595, 596-598, D6/604, 601; D12/316; D21/236, 237; 5/417-420, 449, 630, 636, 652, 900.5, 901

DESCRIPTION

FIG. 1 is a perspective view of a recreational air mattress; FIG. 2 is a top plan view thereof, with the bottom plan view being a mirror image thereof;

FIG. 3 is a rear elevational view thereof;

FIG. 4 is a front elevational view thereof; and,

FIG. 5 is a left side elevational view thereof, with the right side elevation being a mirror image thereof.

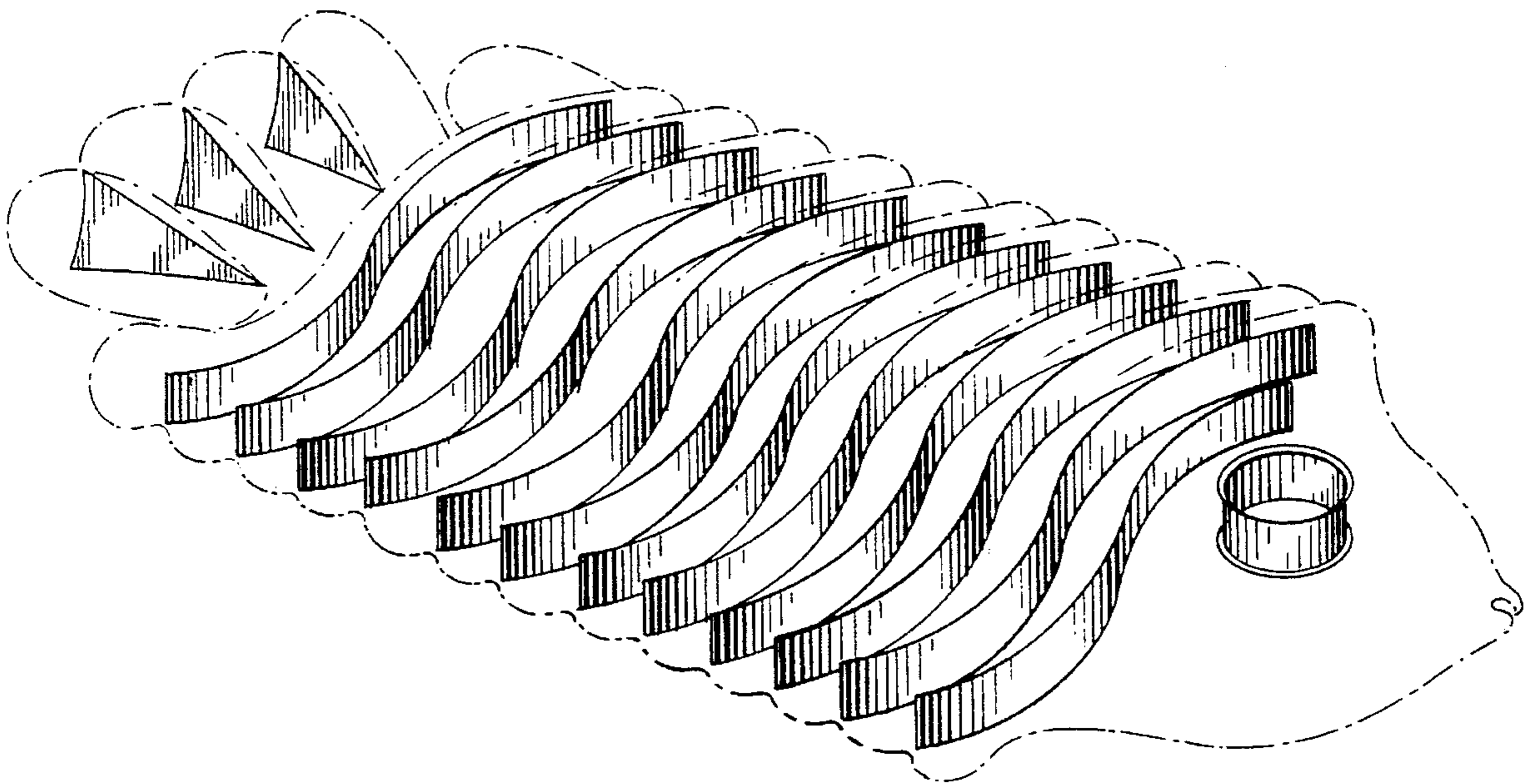
The broken line showing of the outline of a recreational air mattress in FIGS. 1-5 is for illustrative purposes only, and forms no part of the claimed design.

[56] References Cited

U.S. PATENT DOCUMENTS

D. 314,804	2/1991	Thomas	D21/237
D. 314,805	2/1991	Thomas	D21/236
D. 315,187	3/1991	Thomas	D21/237
D. 315,188	3/1991	Thomas	D21/237
D. 315,189	3/1991	Thomas	D21/237
D. 315,388	3/1991	Thomas	D21/236

1 Claim, 3 Drawing Sheets



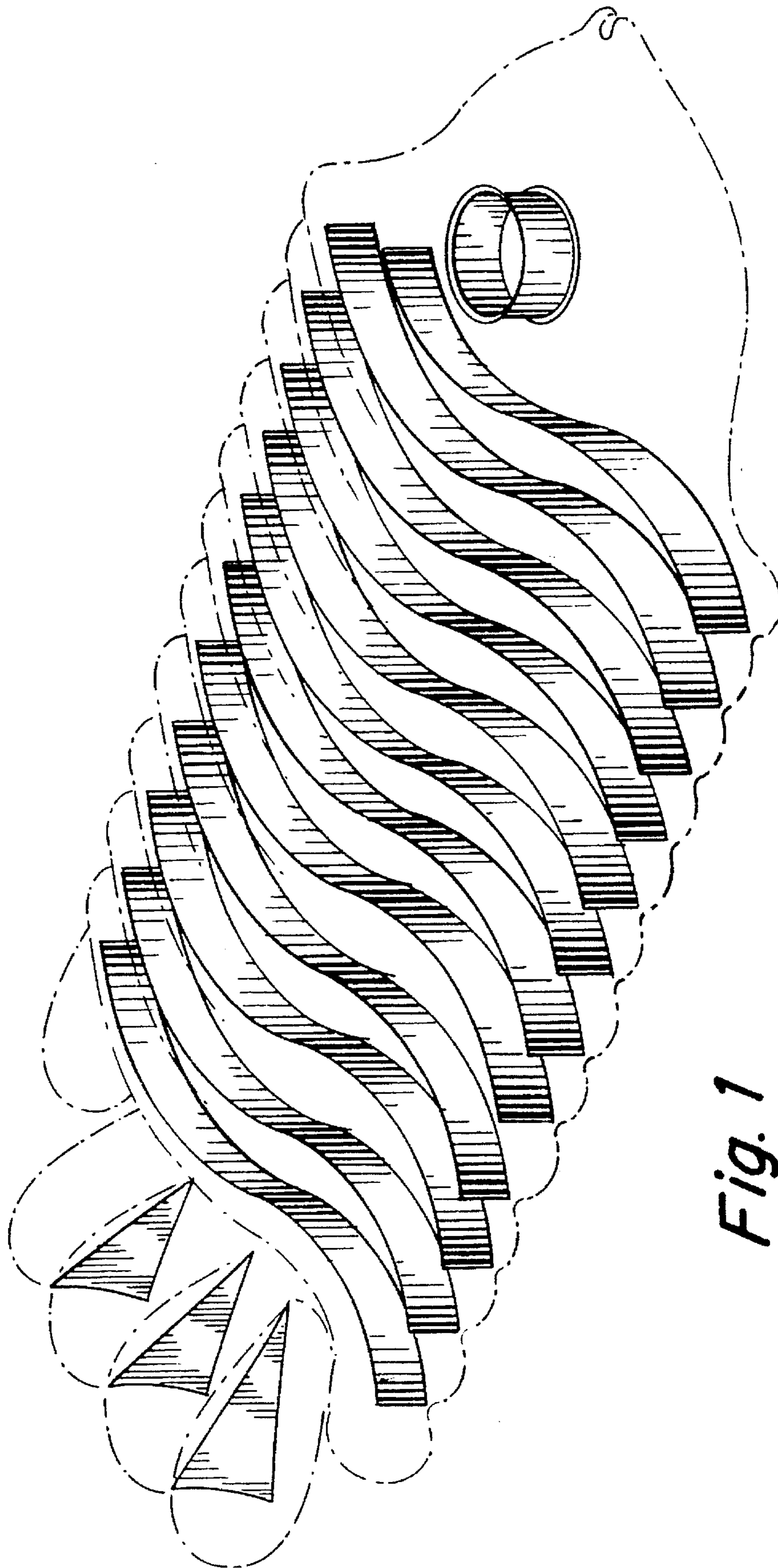


Fig. 1

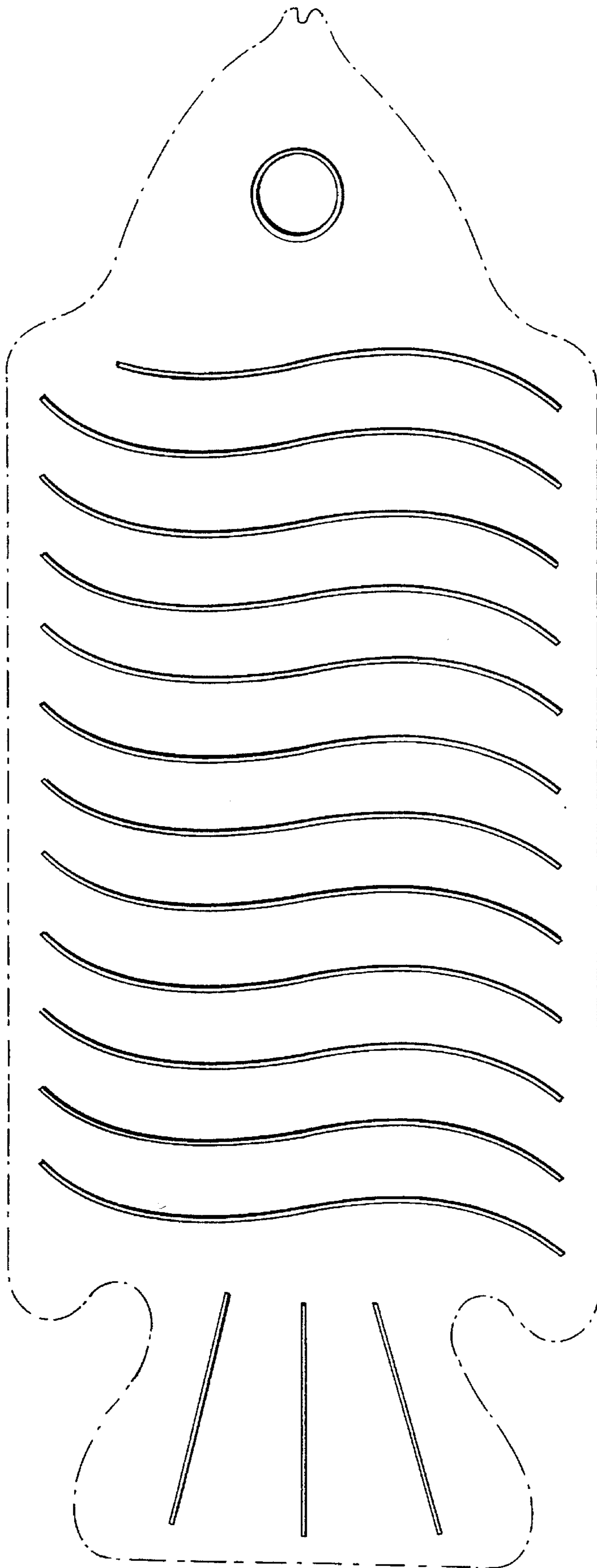


Fig. 2

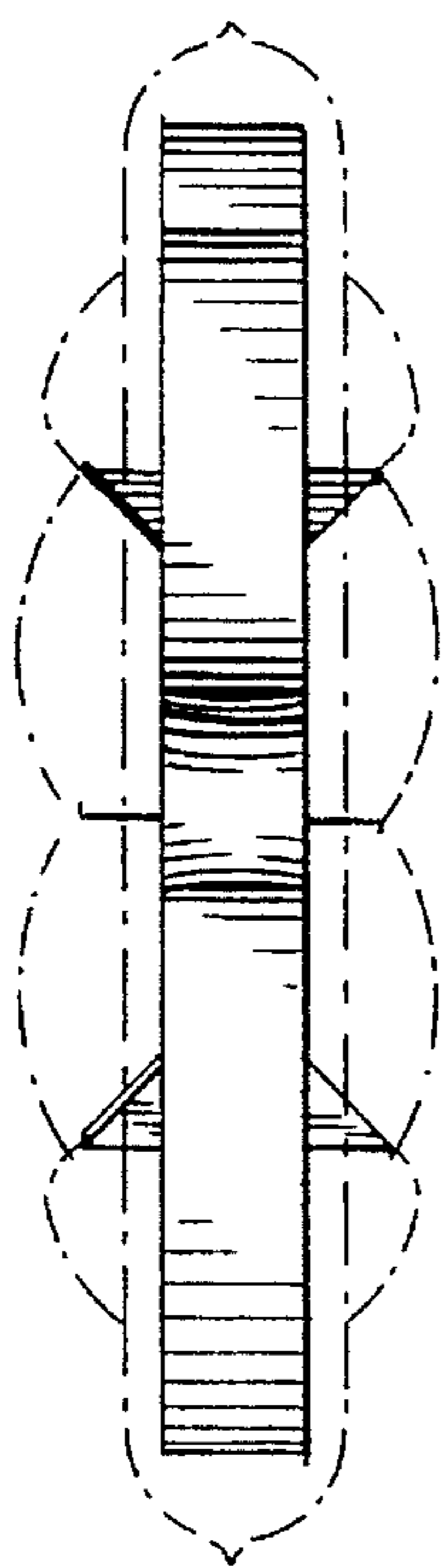


Fig. 4

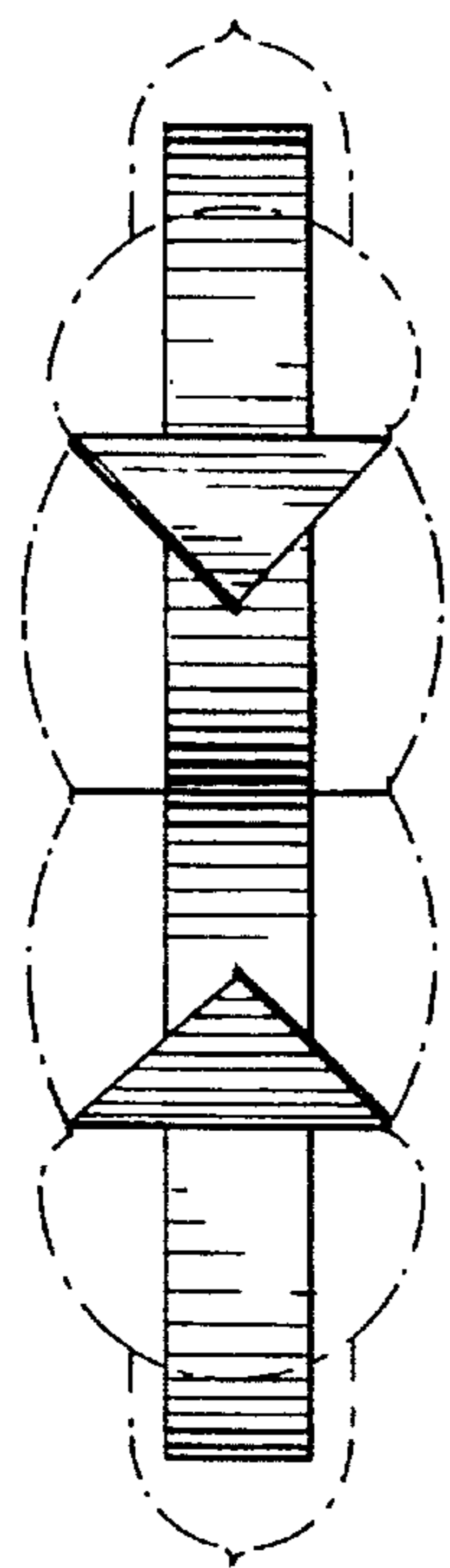


Fig. 3

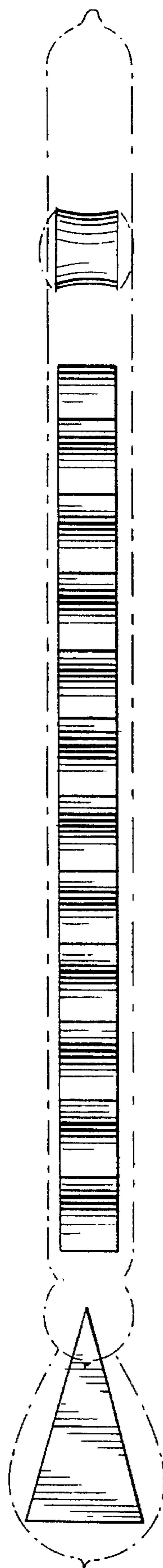


Fig. 5