



US00D378707S

**United States Patent** [19]  
**MacDonald**

[11] **Patent Number: Des. 378,707**

[45] **Date of Patent: \*\*Apr. 8, 1997**

[54] **STACKED GROOVE KEY HOLDER**

*Primary Examiner*—Ralf Seifert  
*Attorney, Agent, or Firm*—Robert J. Doherty

[76] **Inventor: Sumner MacDonald**, 44 Ballou Blvd.,  
Bristol, R.I. 02809

[57] **CLAIM**

[\*\*] **Term: 14 Years**

The ornamental design of a stacked groove key holder, as shown and described.

[21] **Appl. No.: 51,862**

**DESCRIPTION**

[22] **Filed: Mar. 8, 1996**

[52] **U.S. Cl. .... D3/207**

[58] **Field of Search** ..... D3/207-212; 70/456 B,  
70/456 R, 457-466; 24/3 K, 3 L, 3 M,  
298-302

FIG. 1 is a front perspective view of a stacked groove key holder showing my new design;  
FIG. 2 is a right side elevational view thereof;  
FIG. 3 is a left side elevational view thereof;  
FIG. 4 is a front elevational view thereof;  
FIG. 5 is a rear elevational view thereof;  
FIG. 6 is a top plan view thereof; and,  
FIG. 7 is a bottom plan view thereof.

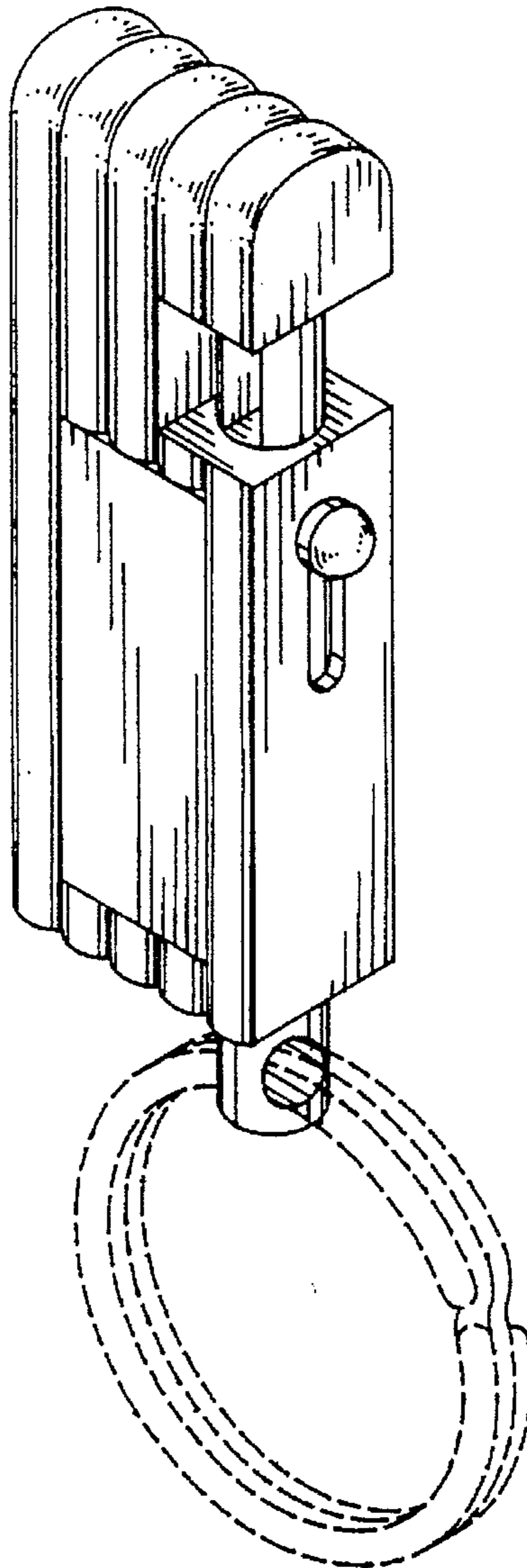
[56] **References Cited**

**U.S. PATENT DOCUMENTS**

D. 308,601	6/1990	McDonald	.....	D3/207
D. 310,306	9/1990	McDonald	.....	D3/207
D. 342,384	12/1993	McDonald	.....	D3/207
D. 343,552	2/1994	McDonald	.....	D3/207

The broken line showing of a ring in FIG. 1 is for illustrative purposes and forms no part of the claimed design.

**1 Claim, 1 Drawing Sheet**



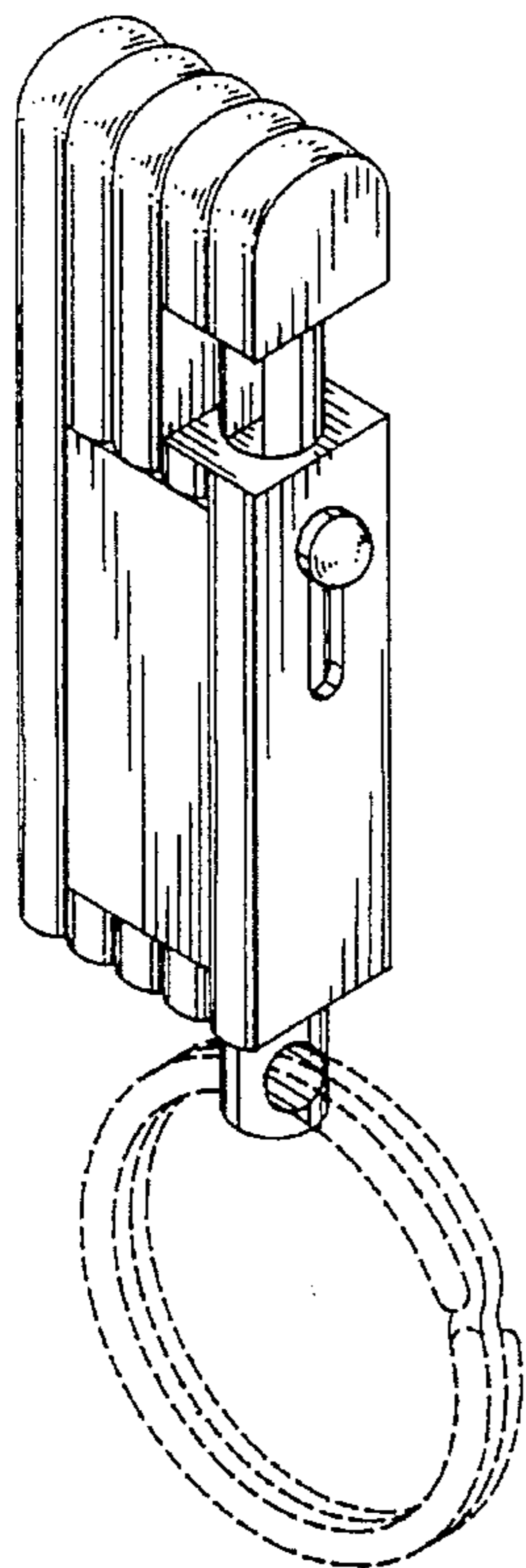


FIG. 1

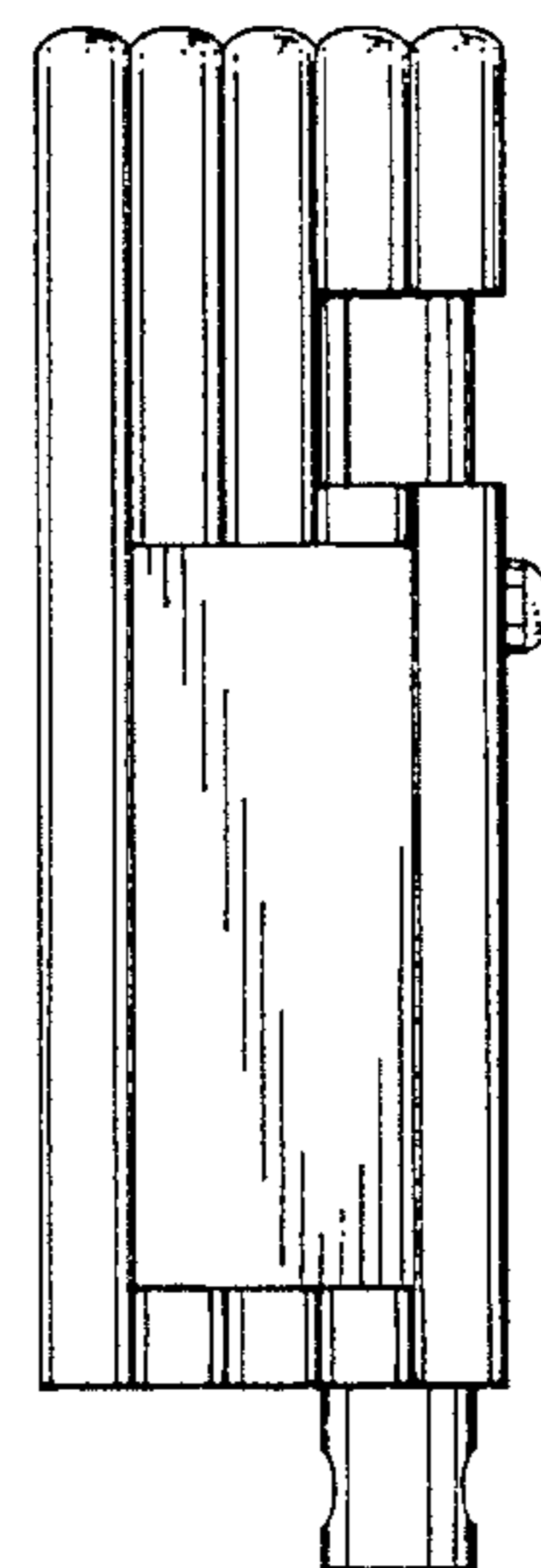


FIG. 2

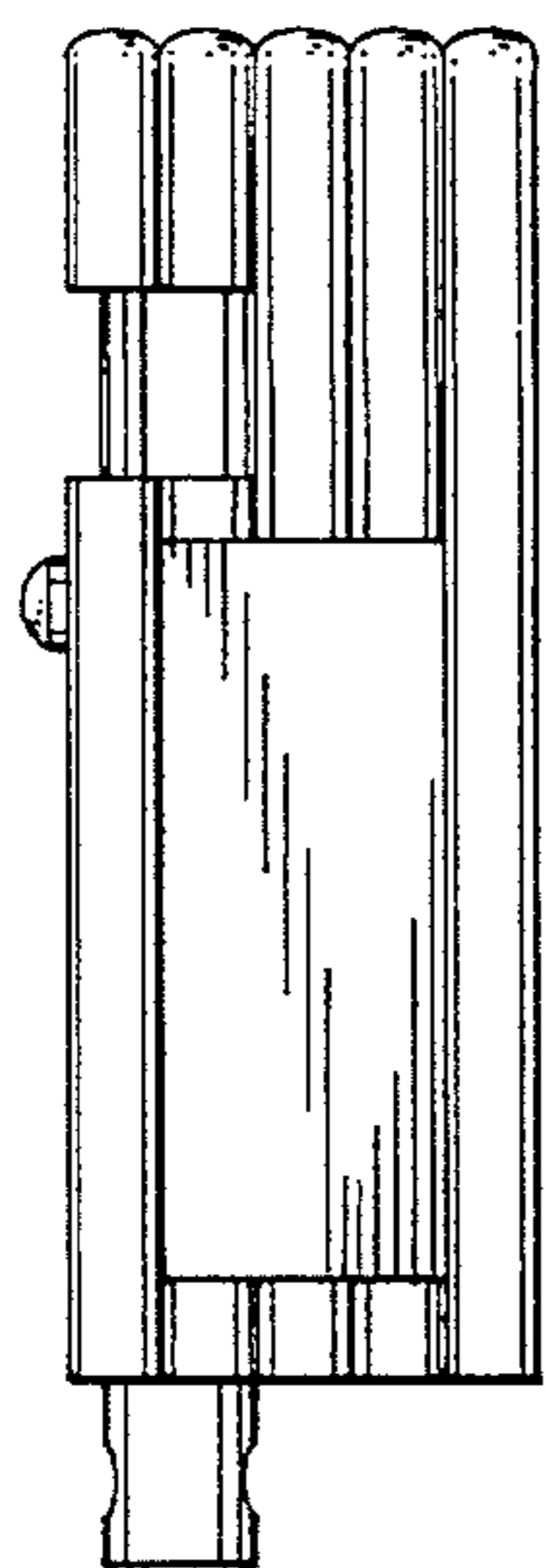


FIG. 3



FIG. 4



FIG. 5



FIG. 6



FIG. 7