



US00D378704S

United States Patent [19]

[11] Patent Number: Des. 378,704

McCambridge

[45] Date of Patent: **Apr. 1, 1997

[54] HAND POWERED HAIR CUTTING DEVICE

FOREIGN PATENT DOCUMENTS

[75] Inventor: James E. McCambridge, Polo, Ill.

23984 1/1990 Japan 30/254
139069 2/1920 United Kingdom .

[73] Assignee: Wahl Clipper Corporation, Sterling, Ill.

OTHER PUBLICATIONS

[**] Term: 14 Years

Model No. 9020, Hand Clipper (1919), photo/label, Wahl Clipper Corporation, Sterling, Illinois.

[21] Appl. No.: 40,035

Primary Examiner—Ted Shooman

[22] Filed: Jun. 8, 1995

Assistant Examiner—C. Tuttle

[52] U.S. Cl. D28/44

Attorney, Agent, or Firm—Greer, Burns & Crain, Ltd.

[58] Field of Search D28/10, 44, 52;
D8/57; 30/30, 31, 195-204, 211, 214, 208,
244, 254, 232, 235

[57] CLAIM

The ornamental design for a hand powered hair cutting device, as shown and described.

[56] References Cited

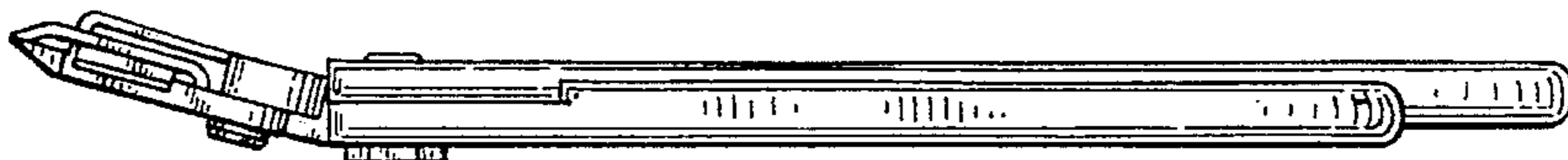
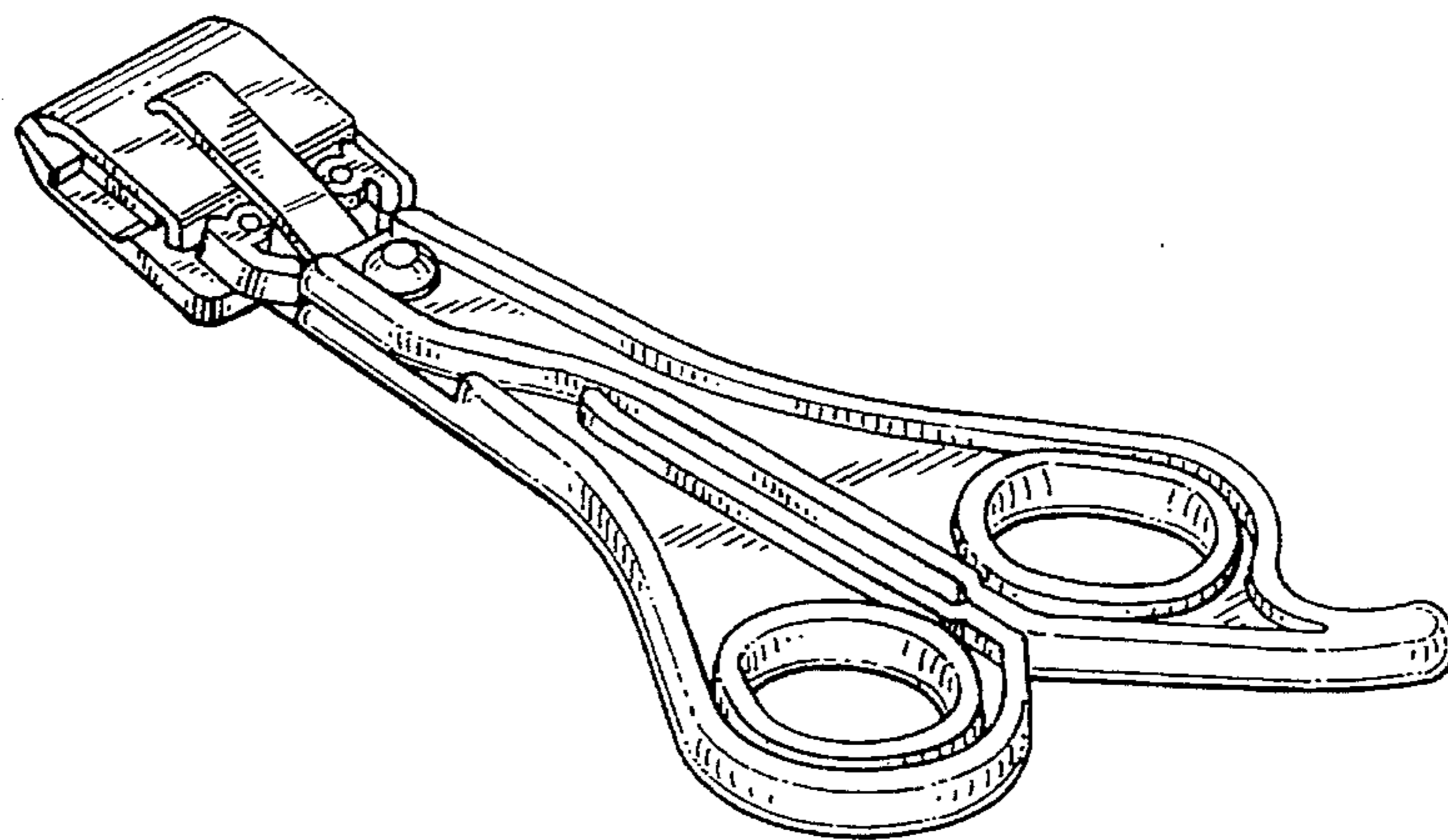
DESCRIPTION

U.S. PATENT DOCUMENTS

D. 58,658	8/1921	Beshara	D28/53
107,128	9/1870	Twigg	30/211
166,631	8/1875	Phipps	30/214
221,087	10/1879	Miller	30/214 X
237,090	2/1881	Candrian	30/200
D. 276,975	1/1985	Wordtmann	D8/57
D. 277,450	2/1985	Hiyashi	D8/57
330,535	11/1885	Whittier et al.	30/200
347,207	8/1886	Smith et al.	30/201
606,472	6/1898	Ogden	D8/57 X
1,351,041	8/1920	Johnson	30/203
1,473,238	11/1923	Lewis	30/212
1,861,617	6/1932	Wahl	30/201
1,914,243	6/1933	Dean	30/209
2,037,957	4/1936	Andis	30/221
2,276,061	3/1942	Oster	30/211

FIG. 1 is a perspective view of the hand powered hair cutting device showing my new design;
FIG. 2 is a top view thereof;
FIG. 3 is a right side view thereof;
FIG. 4 is a bottom view thereof;
FIG. 5 is a left side view thereof;
FIG. 6 is a front view thereof;
FIG. 7 is a rear view thereof; and,
FIG. 8 is a right side view of an alternate embodiment, the undisclosed sides being the same as the first embodiment except for the appearance of the straight, rather than angled orientation of the clipper head of the hand powered cutting device, depicted in FIGS. 1-7.

1 Claim, 2 Drawing Sheets



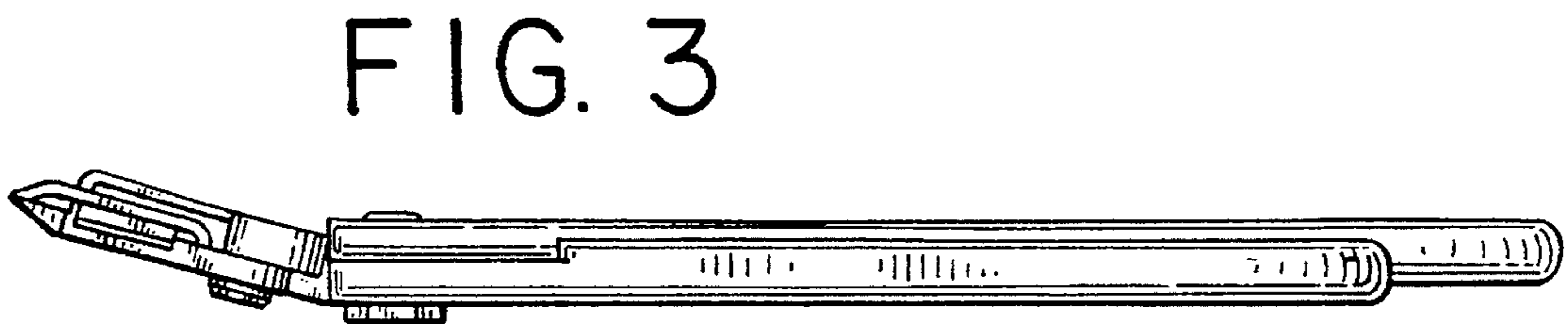
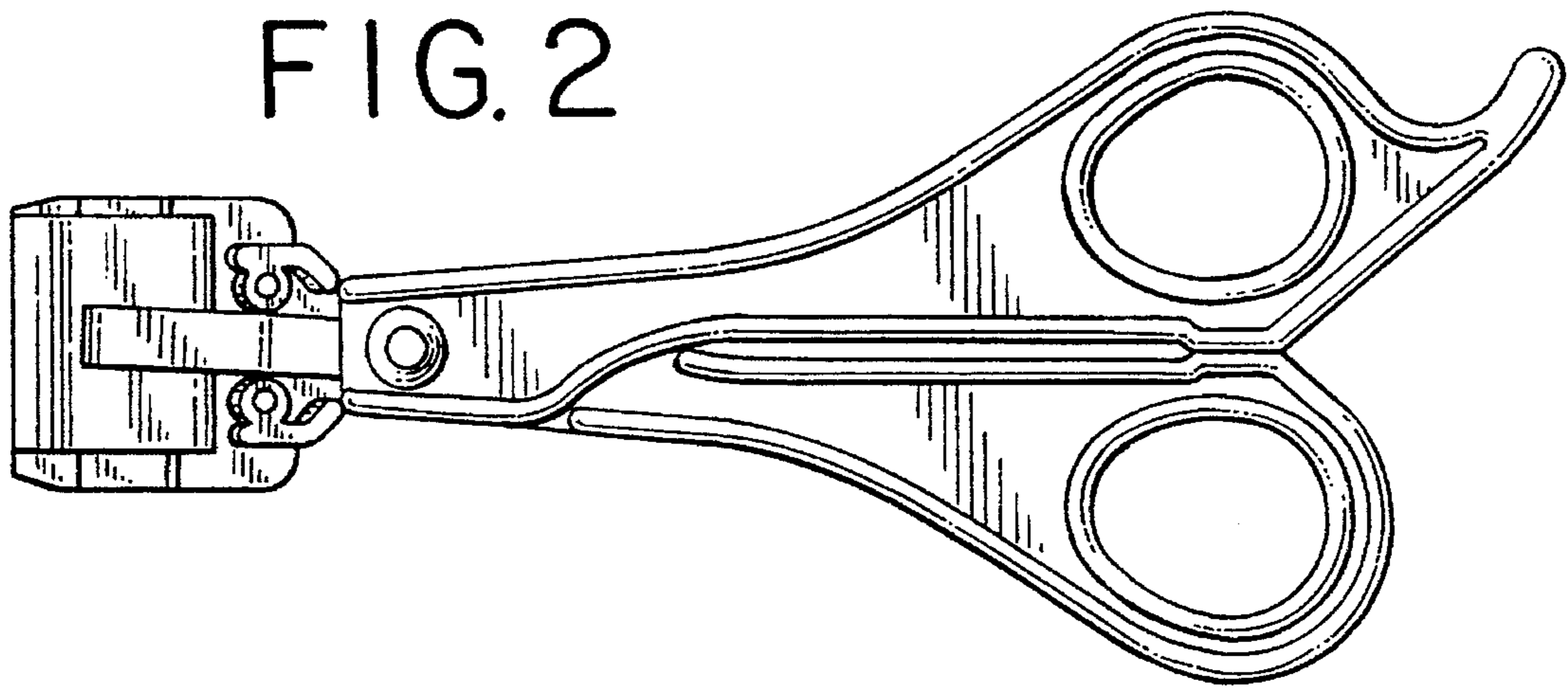
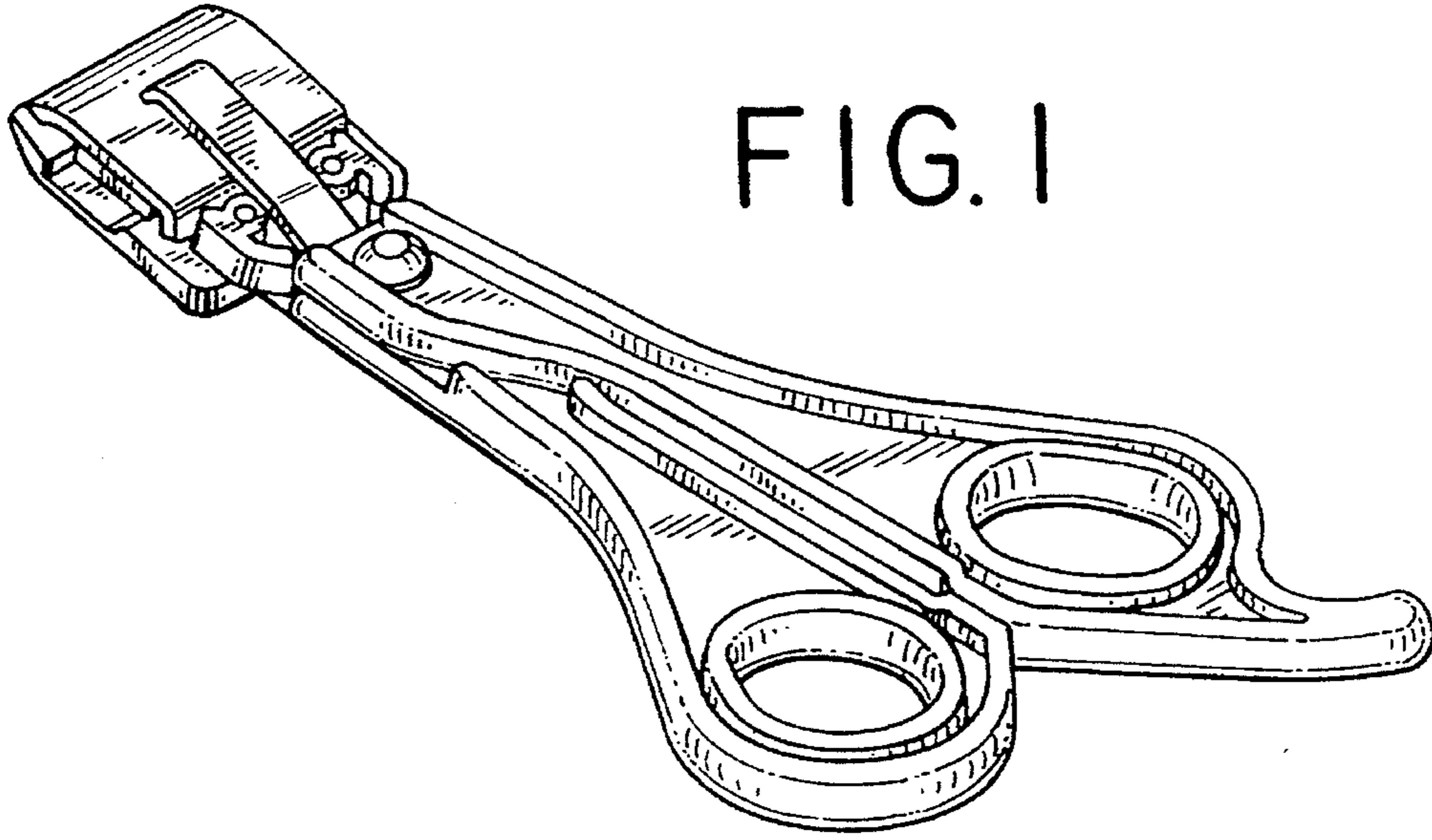


FIG. 4

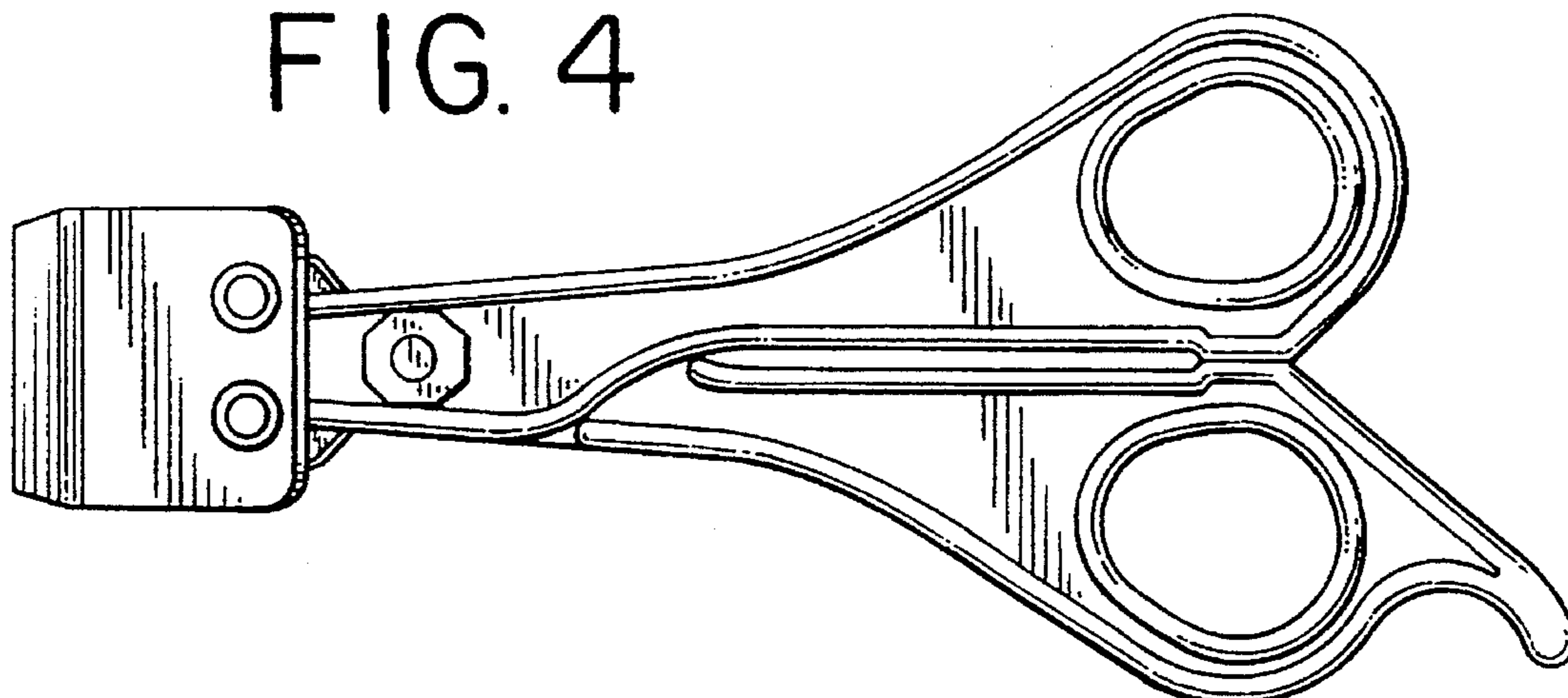


FIG. 5

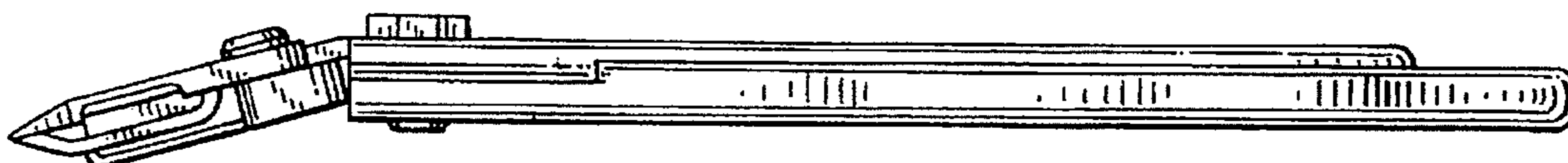


FIG. 6




FIG. 7




FIG. 8

