



US00D378701S

United States Patent [19]

[11] **Patent Number:** **Des. 378,701**

Münch et al.

[45] **Date of Patent:** ****Apr. 1, 1997**

[54] **DOOR**

D. 341,962 12/1993 Bovermann et al. .
D. 349,693 8/1994 Brossardt .

[75] Inventors: **Udo Münch**, Sinn; **Jörg Wirbelauer**,
Weilburg-Waldhsn, both of Germany

Primary Examiner—Antoine Duval Davis
Attorney, Agent, or Firm—Speckman, Pauley & Fejer

[73] Assignee: **Rittal-Werk Rudolf Loh GmbH & Co. KG**, Germany

[57] **CLAIM**

[**] Term: **14 Years**

The ornamental design for a door, as shown and described.

[21] Appl. No.: **29,901**

DESCRIPTION

[22] Filed: **Oct. 18, 1994**

FIG. 1 is a perspective front view of a door, according to one preferred embodiment of this invention;

[30] **Foreign Application Priority Data**

FIG. 2 is a side view of the door shown in FIG. 1;

Apr. 18, 1994 [DE] Germany M 94 03 158.4

FIG. 3 is a top view of the door shown in FIG. 1;

[52] **U.S. Cl.** **D25/48**

FIG. 4 is a front view of the door shown in FIG. 1;

[58] **Field of Search** D25/48, 58, 47,
D25/52, 53, 138; D6/332; 49/455, 501,
504; 52/171, 235, 455, 738

FIG. 5 is a bottom view of the door shown in FIG. 1; and,
FIG. 6 is a side view, opposite the view shown in FIG. 2, of
the door shown in FIG. 1.

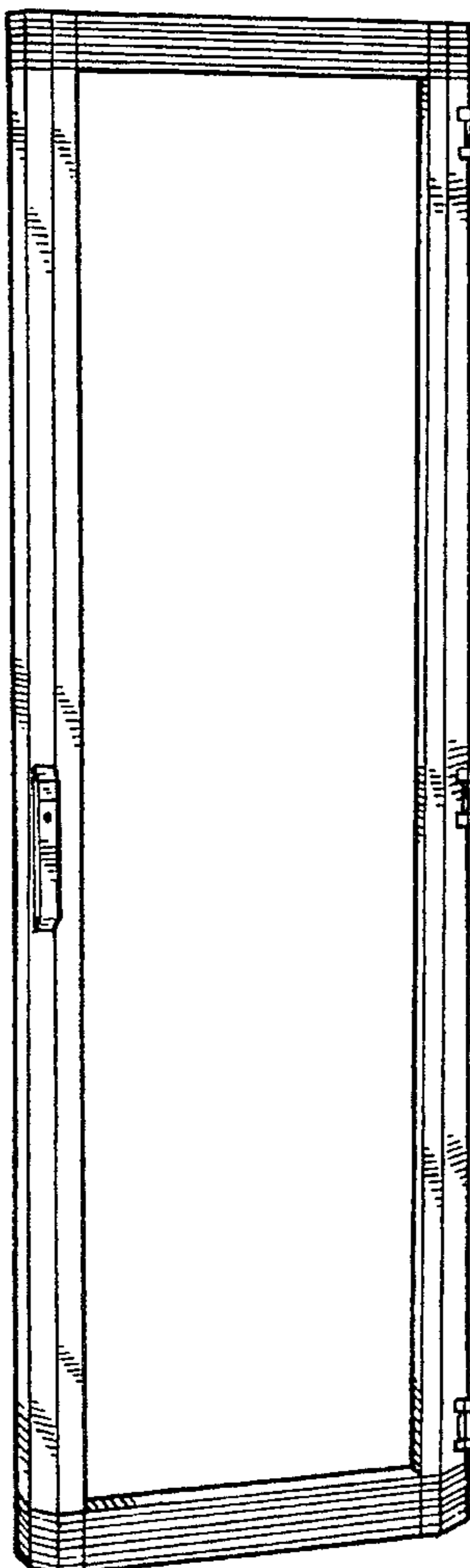
[56] **References Cited**

The rear view of the door contains no ornamental features.

U.S. PATENT DOCUMENTS

D. 327,527 6/1992 Walker, Jr. et al. D25/48

1 Claim, 2 Drawing Sheets



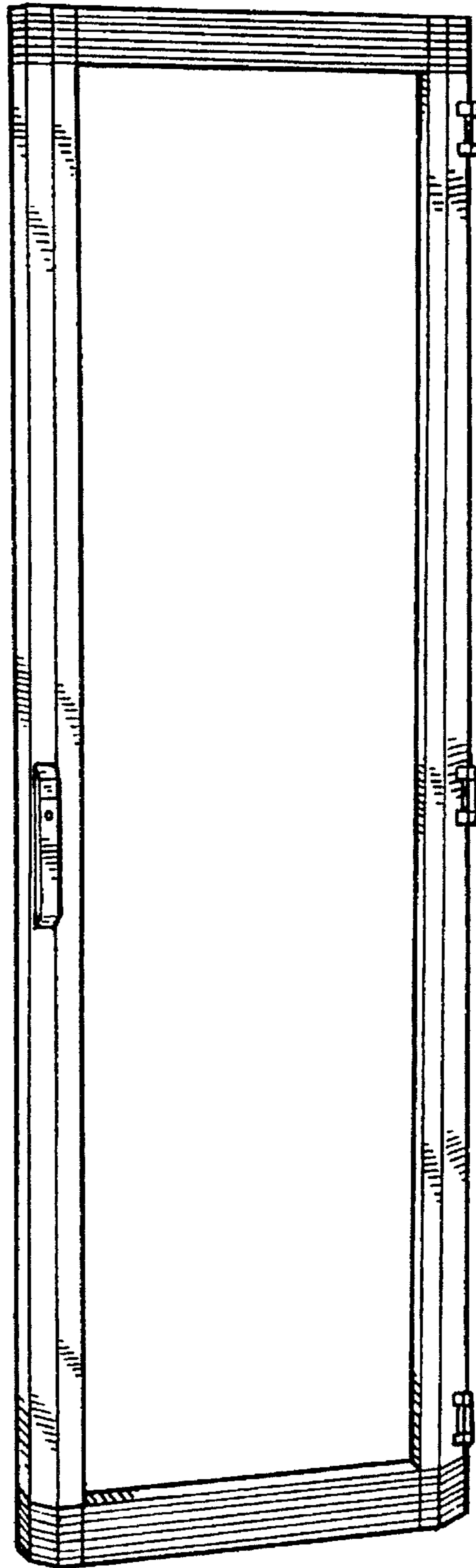


FIG. 1

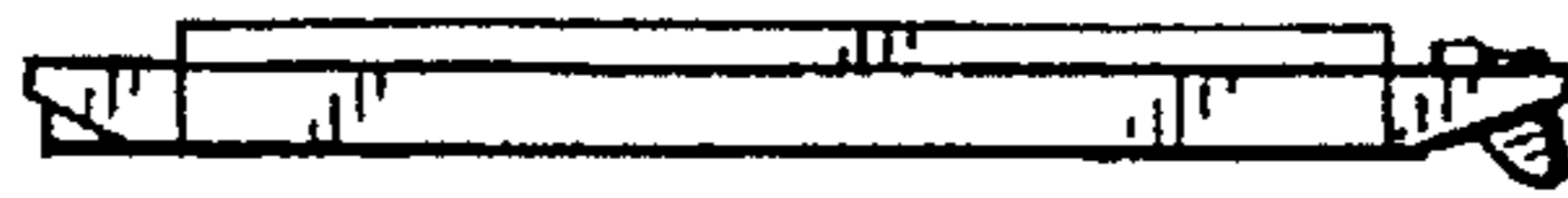


FIG. 3



FIG. 2

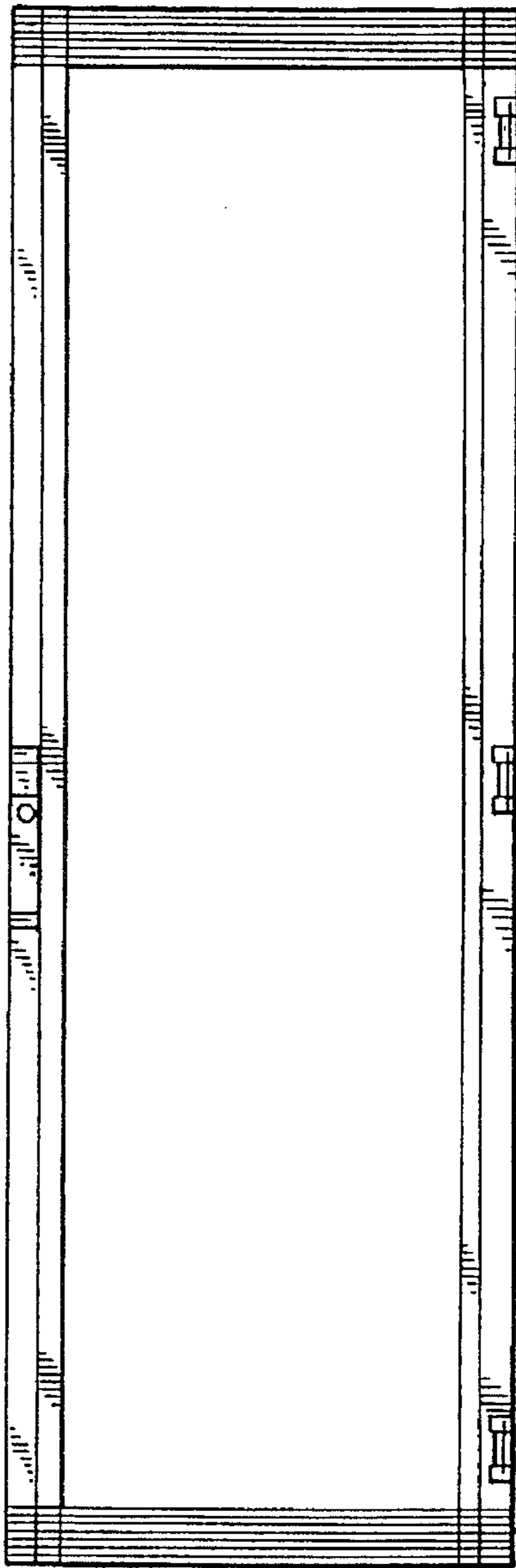


FIG. 4



FIG. 6

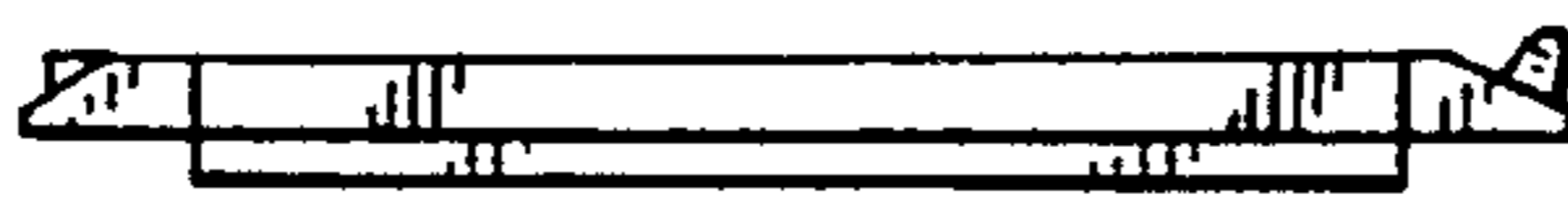


FIG. 5