



US00D378680S

# United States Patent [19]

Ikumi

[11] Patent Number: **Des. 378,680**

[45] Date of Patent: **\*\*Apr. 1, 1997**

[54] **CYLINDER**

D. 301,583 6/1989 Herner ..... D15/7  
2,349,253 5/1944 Edmund ..... 92/157

[75] Inventor: **Taishi Ikumi**, Ibaraki-ken, Japan

[73] Assignee: **SMC Kabushiki Kaisha**, Tokyo, Japan

[\*\*] Term: **14 Years**

*Primary Examiner*—Ralf Seifert  
*Attorney, Agent, or Firm*—Oblon, Spivak, McClelland,  
Maier & Neustadt, P.C.

[21] Appl. No.: **51,734**

[57] **CLAIM**

The ornamental design for a cylinder, as shown.

[22] Filed: **Mar. 18, 1996**

**DESCRIPTION**

[30] **Foreign Application Priority Data**

FIG. 1 is a top plan view of a cylinder, showing our new design;  
FIG. 2 is a front view thereof;  
FIG. 3 is a back plan view thereof;  
FIG. 4 is a left side view thereof;  
FIG. 5 is a right side view thereof;  
FIG. 6 is a rear view thereof; and,  
FIG. 7 is a perspective view thereof.

Sep. 22, 1995 [JP] Japan ..... 7-28314

[52] **U.S. Cl.** ..... **D15/7**

[58] **Field of Search** ..... D15/7-9.1; 92/161,  
92/146, 169.1, 159

[56] **References Cited**

**U.S. PATENT DOCUMENTS**

D. 295,049 4/1980 Kanno ..... D15/7

**1 Claim, 3 Drawing Sheets**

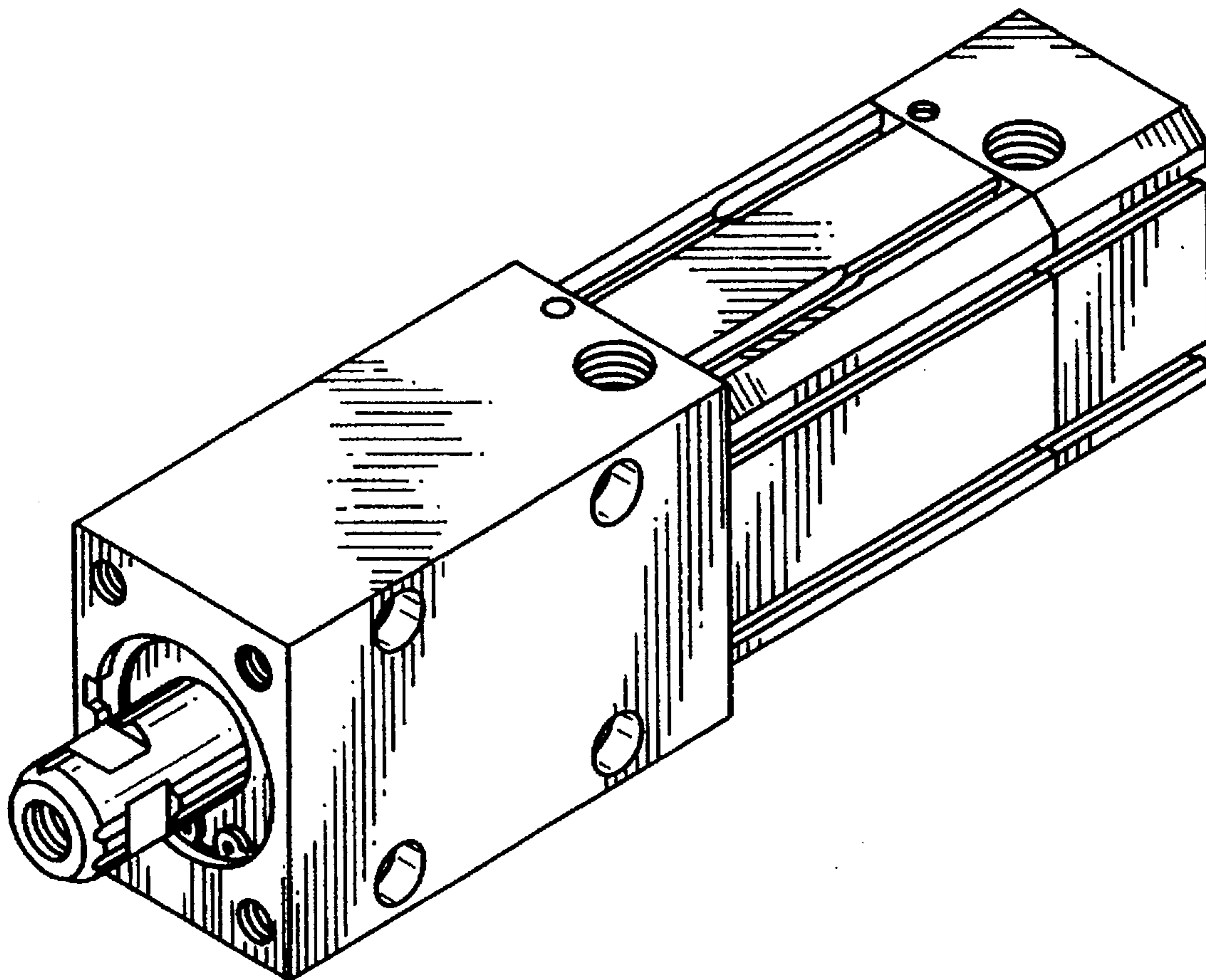


FIG.1

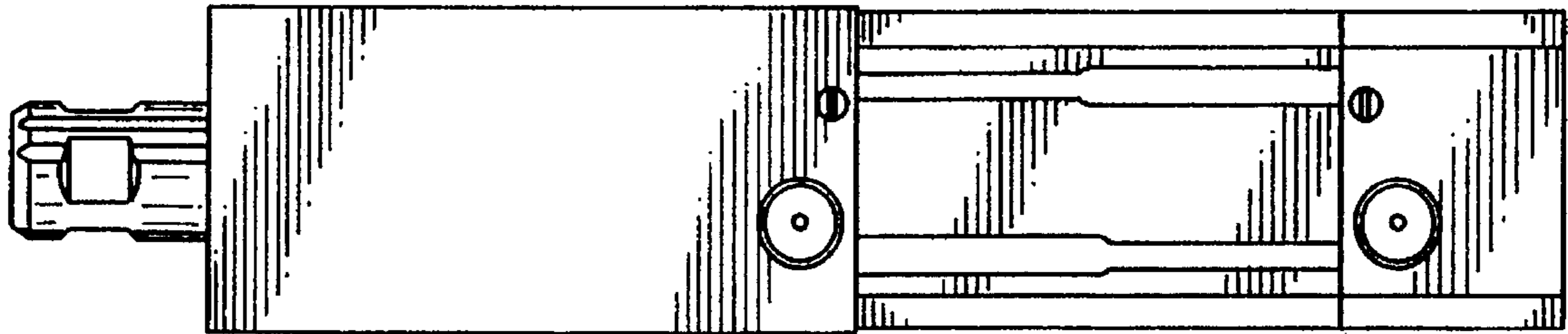


FIG.2

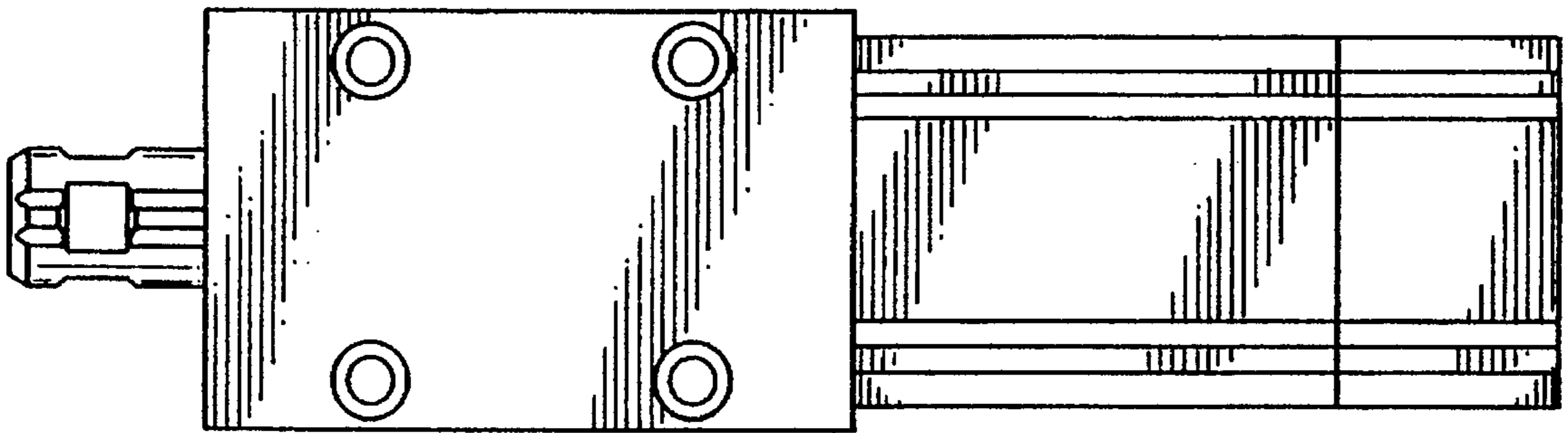


FIG.3

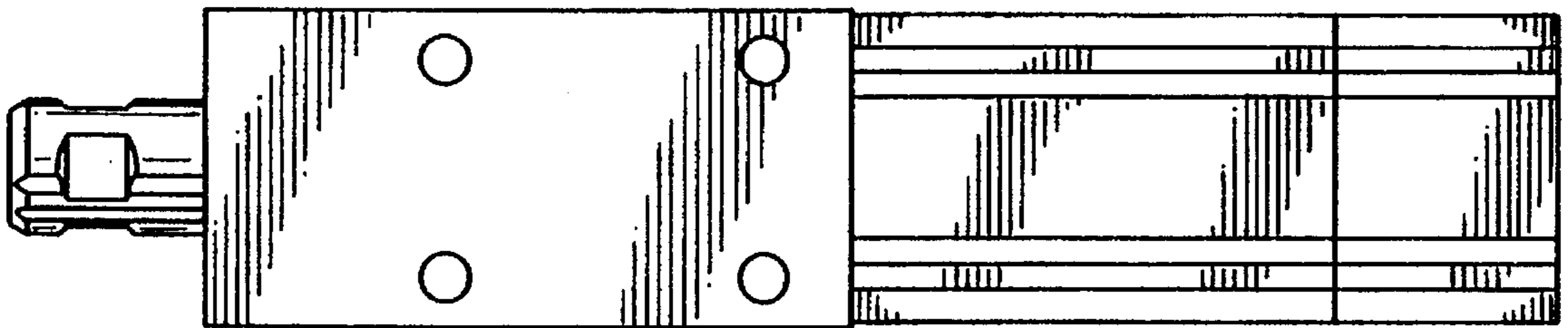


FIG.4




FIG.5




FIG.6

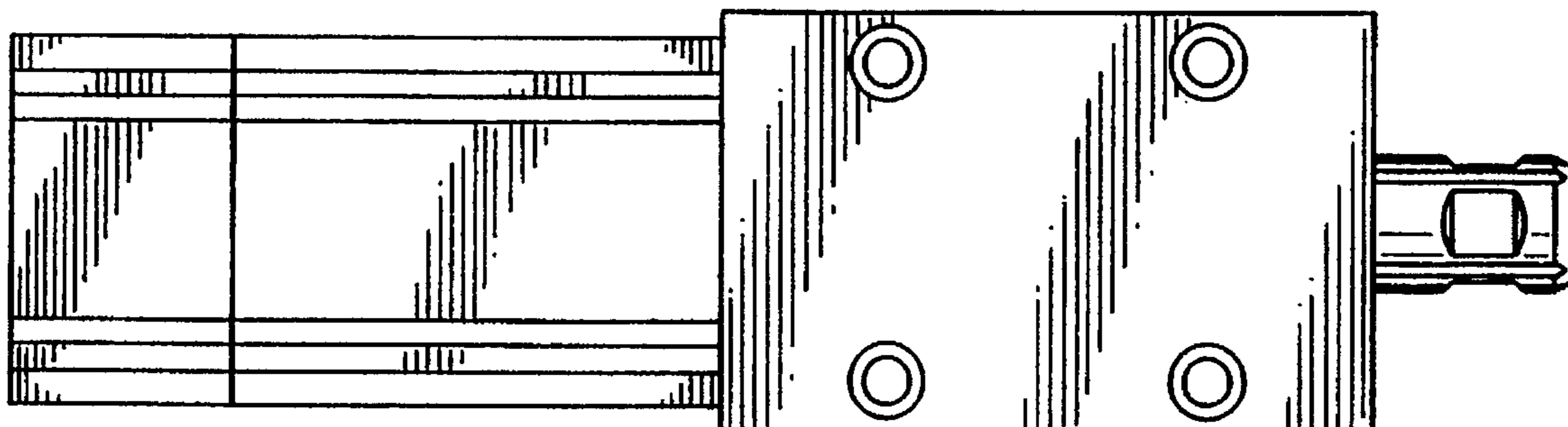


FIG.7

