



US00D378672S

United States Patent [19]

[11] Patent Number: **Des. 378,672**

Aochi et al.

[45] Date of Patent: ****Apr. 1, 1997**

[54] **GRID STRUCTURE FOR SUPPORTING ANTENNAS AND REFLECTIVE SURFACES IN EXTRATERRESTRIAL SPACE**

5,254,383	10/1993	Harpell et al.	428/113
5,330,599	7/1994	Aochi et al.	156/173
5,342,679	8/1994	Aochi et al.	428/257
5,364,491	11/1994	Aochi et al.	156/446
5,372,868	12/1994	Prewo et al.	428/257

[75] Inventors: **Tak Aochi**, Morgan Hill; **Robert J. Pyle**, Sunnyvale, both of Calif.

FOREIGN PATENT DOCUMENTS

[73] Assignee: **Lockheed Missiles and Space Company, Inc.**, Sunnyvale, Calif.

4197896	7/1992	Japan	244/159
---------	--------	-------------	---------

[**] Term: **14 Years**

Primary Examiner—Kay H. Chin
Attorney, Agent, or Firm—Feix & Feix; Henry J. Groth

[21] Appl. No.: **804,341**

[57] CLAIM

[22] Filed: **Nov. 22, 1991**

The ornamental design for a grid structure for supporting antennas and reflective surfaces in extraterrestrial space, as shown and described.

[52] U.S. Cl. **D12/345**; D14/230

[58] Field of Search D12/345; D25/157, D25/153; 244/159; 428/257, 113; 156/446, 173; D14/230

DESCRIPTION

[56] References Cited

FIG. 1 is a top perspective view of a grid structure for supporting antennas and reflective surfaces in extraterrestrial space showing our new design; and, FIG. 2 is a bottom perspective view thereof.

U.S. PATENT DOCUMENTS

4,633,566	1/1987	Coppa	244/159
-----------	--------	-------------	---------

1 Claim, 1 Drawing Sheet

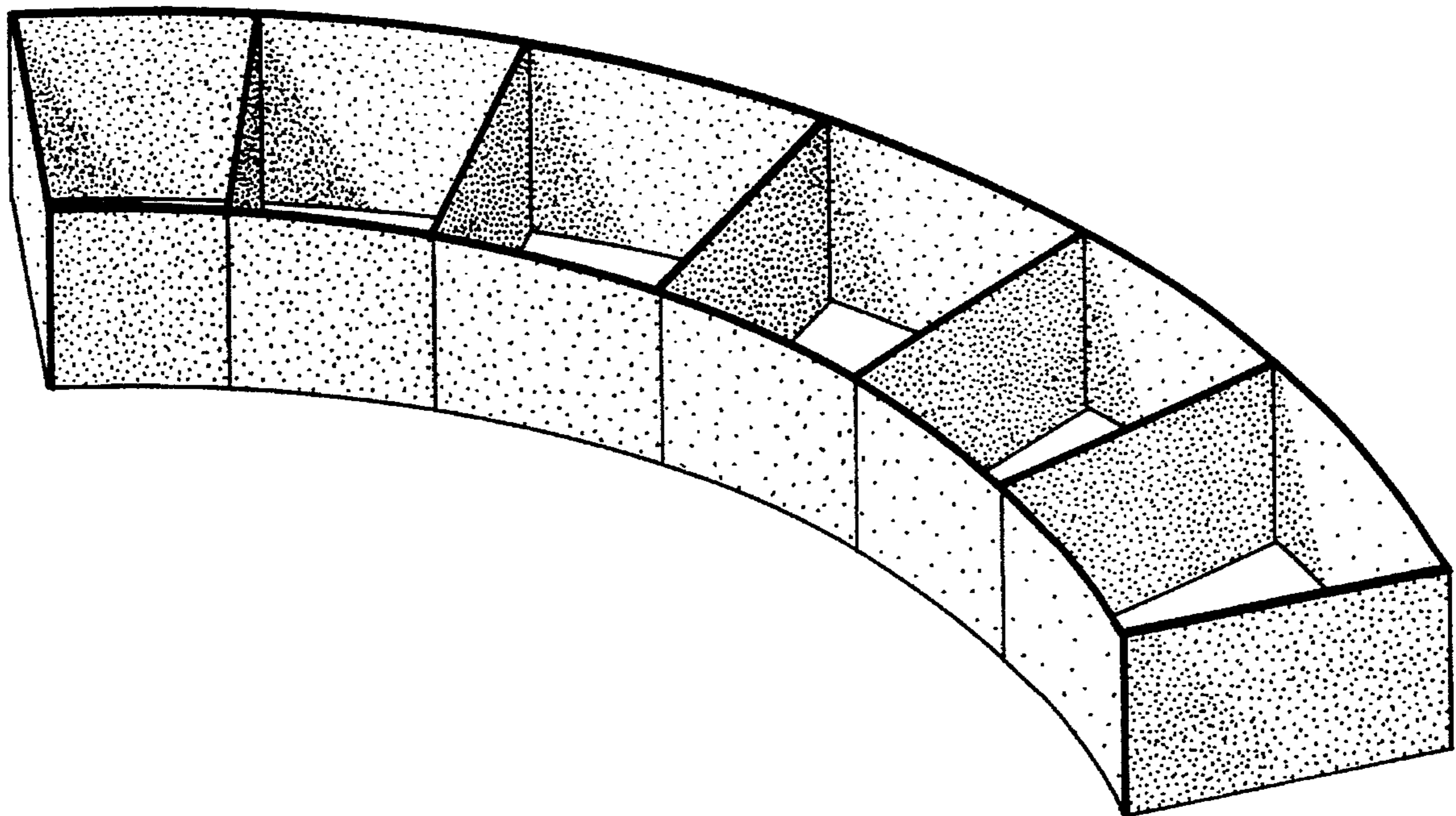


FIG. 1

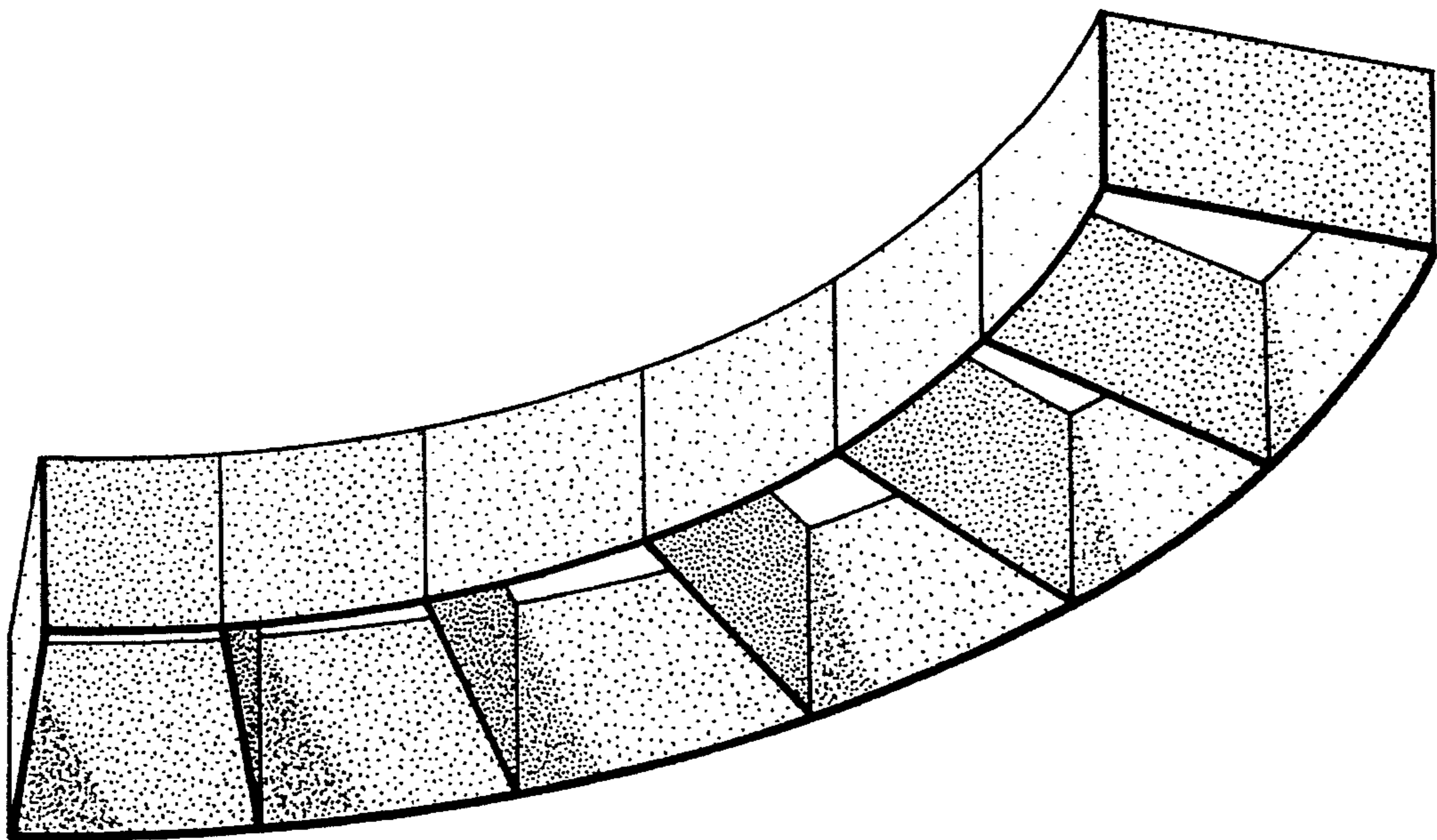
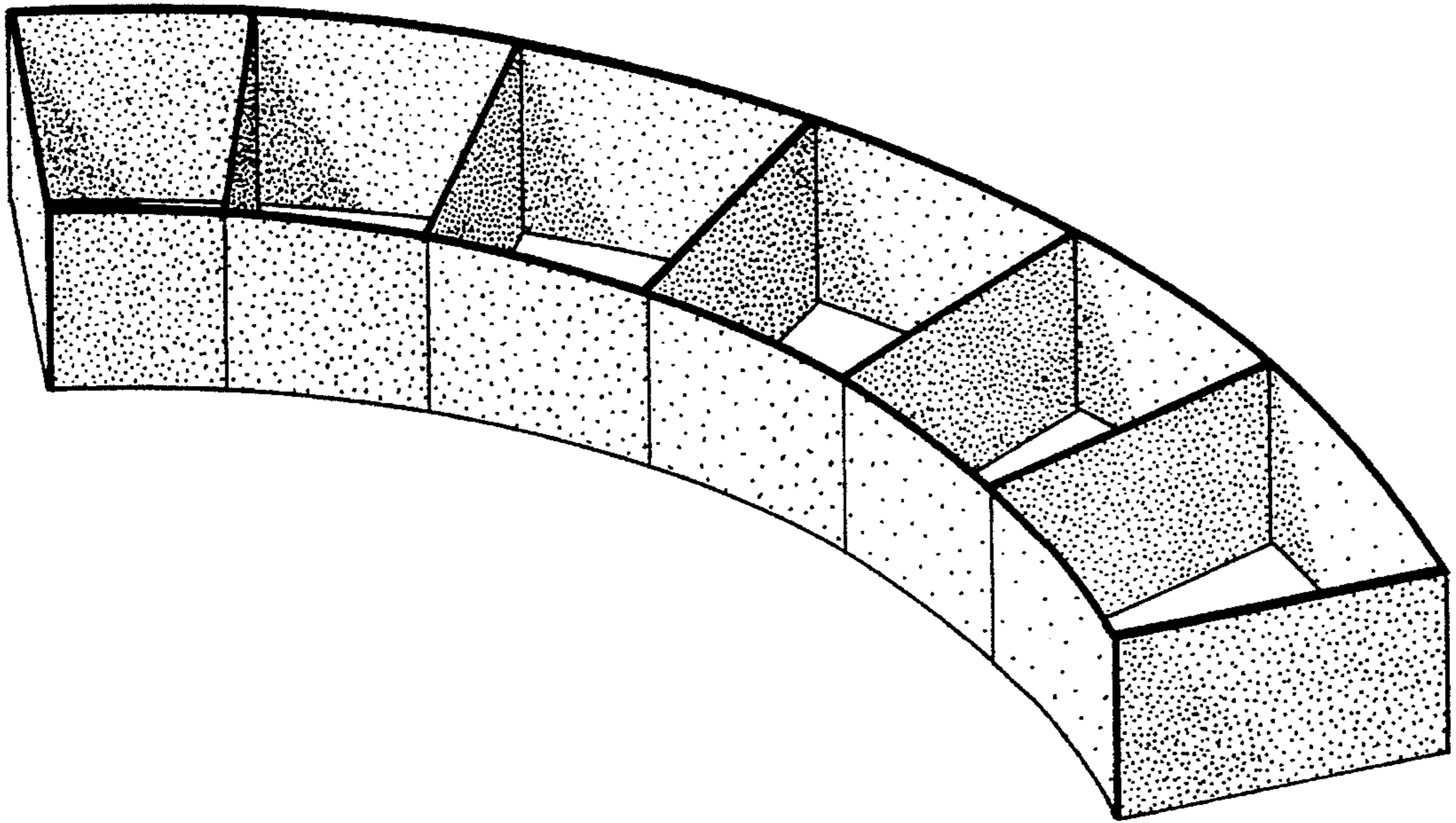


FIG. 2