



US00D378668S

United States Patent [19]

[11] Patent Number: **Des. 378,668**

Hamamoto et al.

[45] Date of Patent: ****Apr. 1, 1997**

[54] **AUTOMOBILE TIRE**

[75] Inventors: **Koya Hamamoto**, Hiratsuka; **Izumi Kuramochi**; **Hiroshi Tokizaki**, both of Tokyo, all of Japan

[73] Assignee: **The Yokohama Rubber Co. Ltd.**, Tokyo, Japan

[**] Term: **14 Years**

[21] Appl. No.: **39,190**

[22] Filed: **May 17, 1995**

[30] **Foreign Application Priority Data**

Dec. 22, 1994 [JP] Japan 6-38938

[52] U.S. Cl. **D12/146**

[58] Field of Search D12/136, 141, D12/146, 147, 148; 152/209 R, 209 D

[56] **References Cited**

U.S. PATENT DOCUMENTS

D. 350,514 9/1994 Attinello et al. D12/147
D. 366,861 2/1996 Sulkowski D12/147

OTHER PUBLICATIONS

General Ameri*Trac tire, 1994 *Tread Design Guide*, p. 26, second row, fourth from left.
Duralon Widetrack Radial Baja A/T tire, 1994 *Tread Design Guide*, p. 84, fourth row, far left.

Primary Examiner—James M. Gandy

Assistant Examiner—Robert Spear

Attorney, Agent, or Firm—Nikaido, Marmelstein, Murray & Oram LLP

[57] **CLAIM**

The ornamental design for an automobile tire, as shown and described.

DESCRIPTION

FIG. 1 is a front view of the automobile tire, showing the new design, the top plan view and the bottom plan view appearing the same as the front view;

FIG. 2 is a rear view of the automobile tire;

FIG. 3 is a right-side view of the automobile tire, the left-side view appearing the same as the right-side view;

FIG. 4 is an enlarged fragmentary front view, showing in enlargement the portion of 4—4 in FIG. 1; and,

FIG. 5 is a sectional view, taken on line 5—5 of FIG. 4.

1 Claim, 4 Drawing Sheets

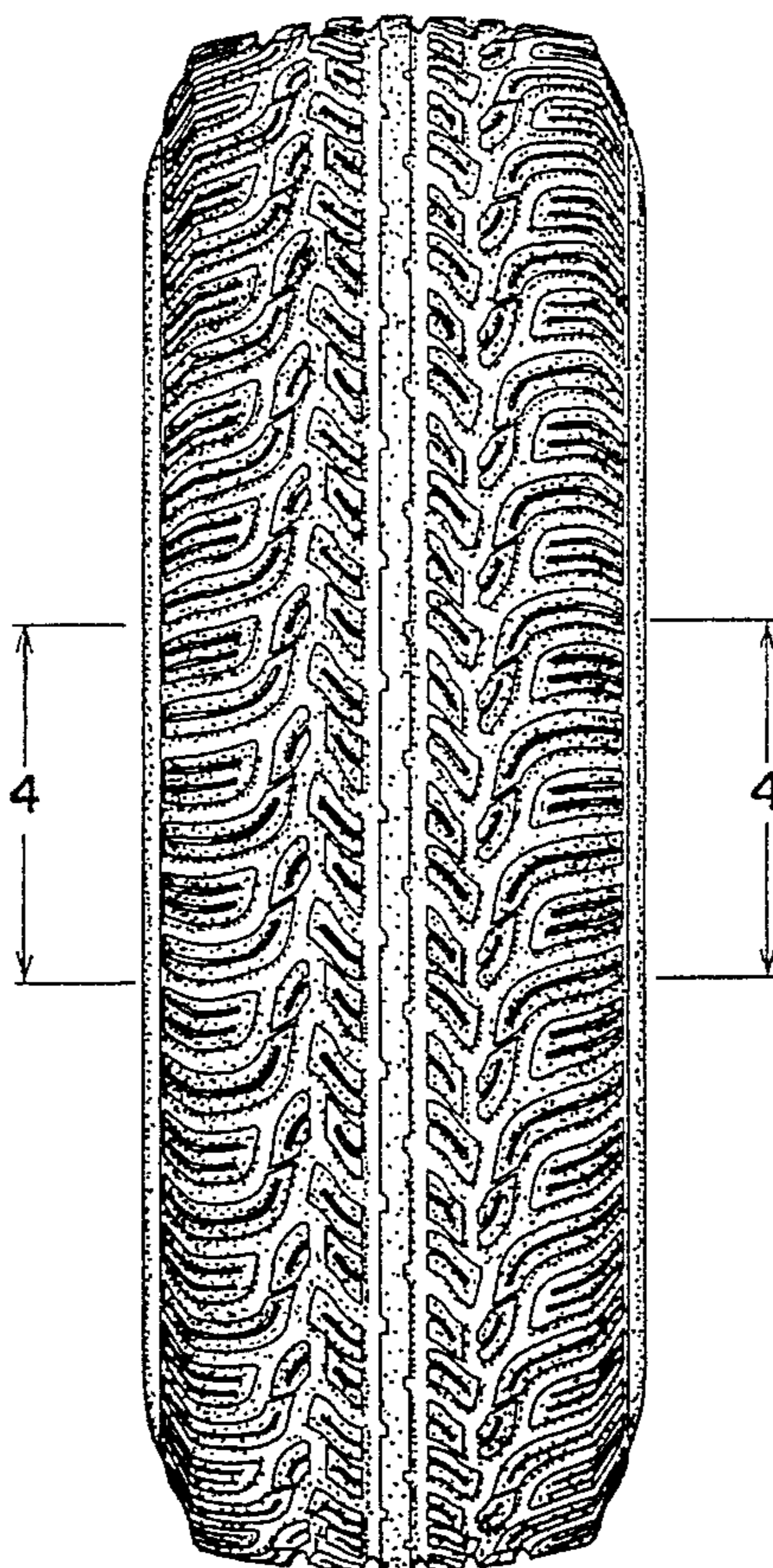


FIG. 1

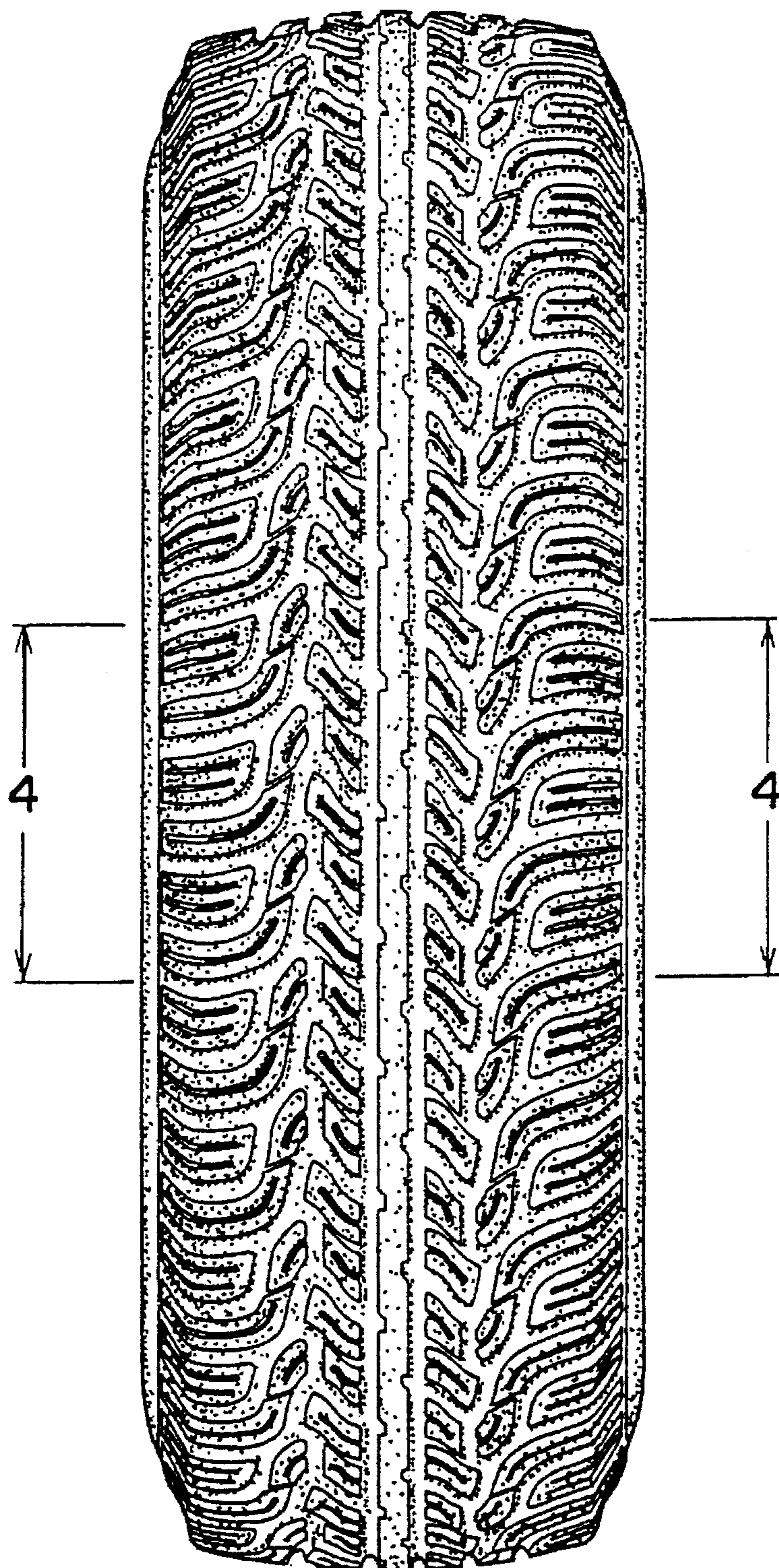


FIG. 2




FIG. 3

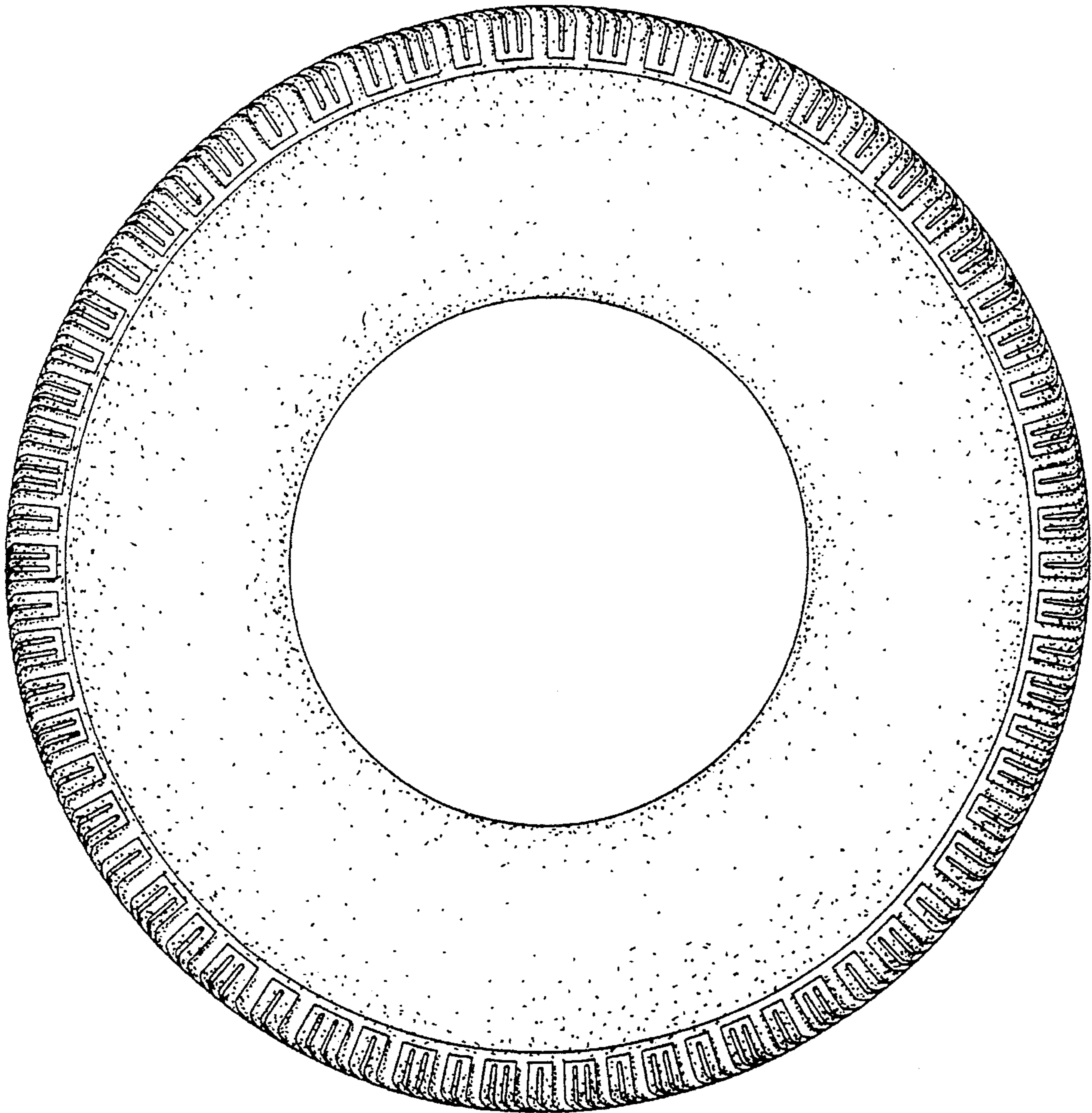


FIG. 4

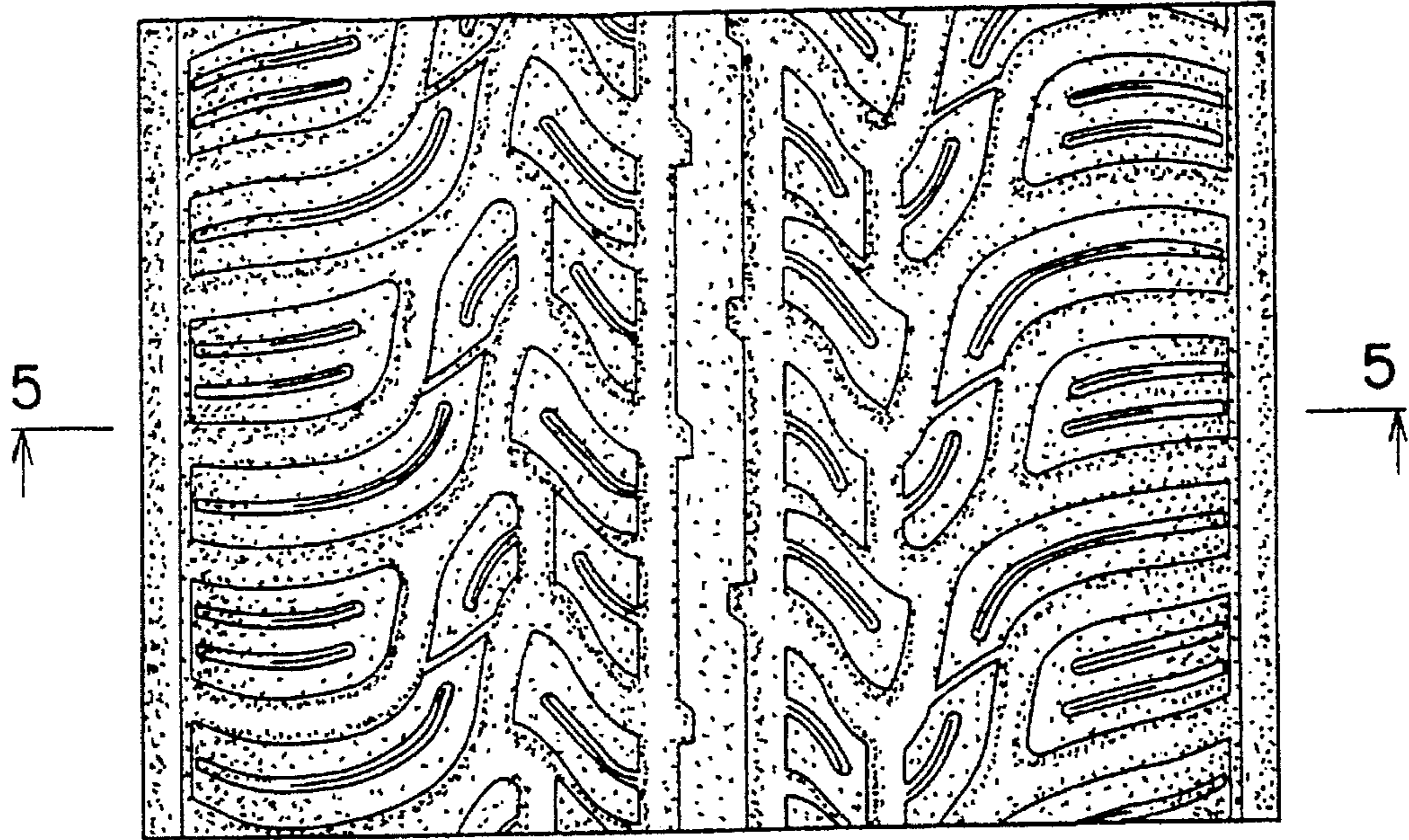


FIG. 5

