



US00D378666S

# United States Patent [19]

[11] Patent Number: **Des. 378,666**

**Kojima**

[45] Date of Patent: **\*\*Apr. 1, 1997**

[54] **WRIST WATCH**

[75] Inventor: **Kazuyasu Kojima**, Fussa, Japan

[73] Assignee: **Casio Computer Co., Ltd.**, Tokyo, Japan

[\*\*] Term: **14 Years**

[21] Appl. No.: **48,294**

[22] Filed: **Dec. 26, 1995**

[52] U.S. Cl. .... **D10/38; D10/30**

[58] Field of Search ..... D10/1-40, 122-132;  
368/280-282, 276-277, 28-30, 285, 239-242,  
82-84, 41-44

[56] **References Cited**

**U.S. PATENT DOCUMENTS**

- D. 287,470 12/1986 Houlihan ..... D10/30
- D. 329,388 9/1992 Takahashi ..... D10/38 X
- D. 339,301 9/1993 Morishima ..... D10/30 X
- D. 346,974 5/1994 Houlihan ..... D10/38

- D. 349,063 7/1994 Hanagata ..... D10/30 X
- D. 353,105 12/1994 Houlihan ..... D10/30
- D. 357,635 4/1995 Riley ..... D10/38 X
- D. 360,589 7/1995 Houlihan ..... D10/30
- D. 363,235 10/1995 Goto ..... D10/38

*Primary Examiner*—Nelson C. Holtje  
*Attorney, Agent, or Firm*—Frishauf, Holtz, Goodman, Langer & Chick

[57] **CLAIM**

The ornamental design for a wrist watch, as shown.

**DESCRIPTION**

FIG. 1 is a front elevational view of a wrist watch showing my new design;  
FIG. 2 is a right side elevational view thereof;  
FIG. 3 is a left side elevational view thereof;  
FIG. 4 is a top plan view thereof;  
FIG. 5 is a bottom plan view thereof;  
FIG. 6 is a rear elevational view thereof; and,  
FIG. 7 is a perspective view thereof.

**1 Claim, 2 Drawing Sheets**

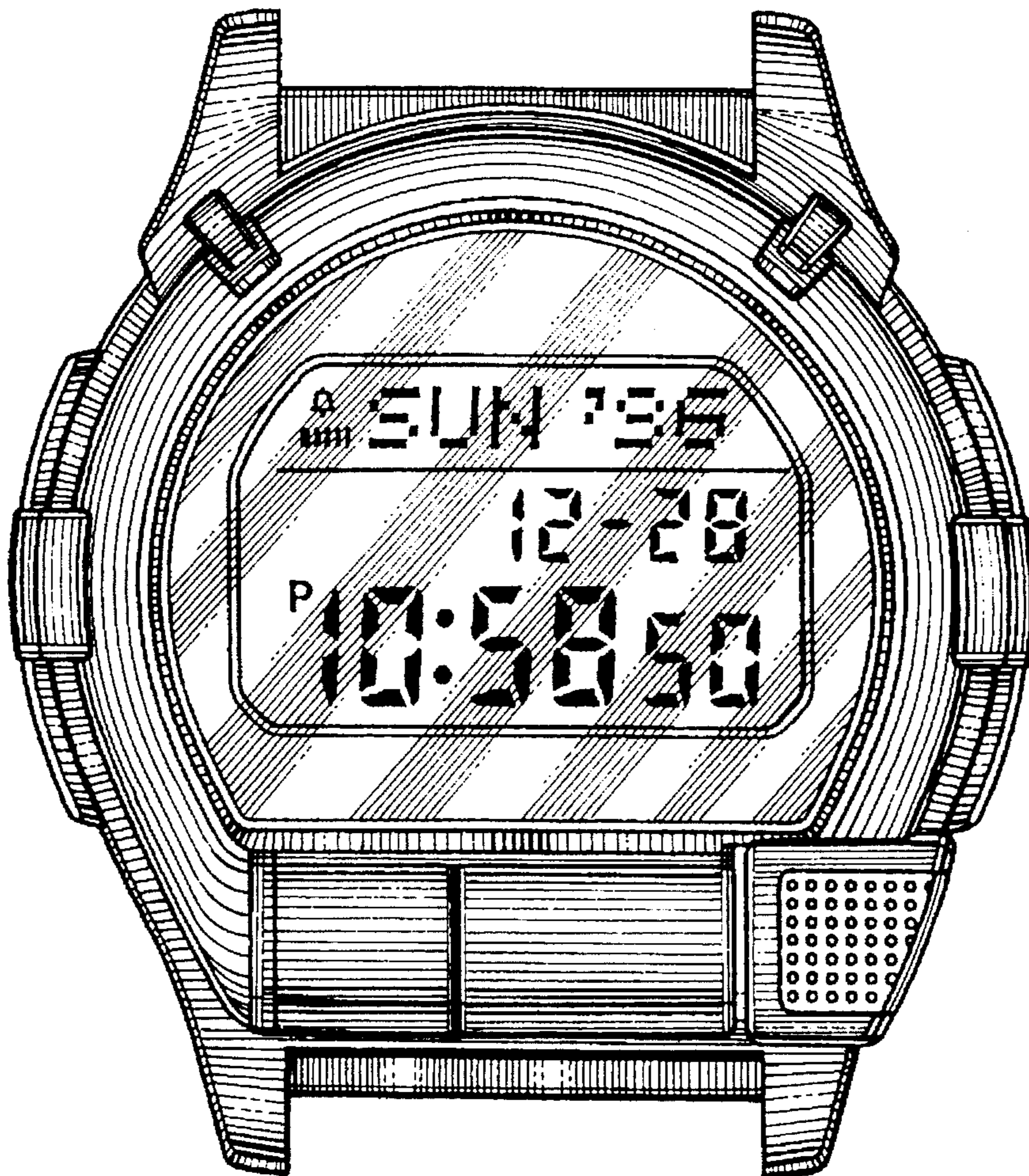


FIG. 4

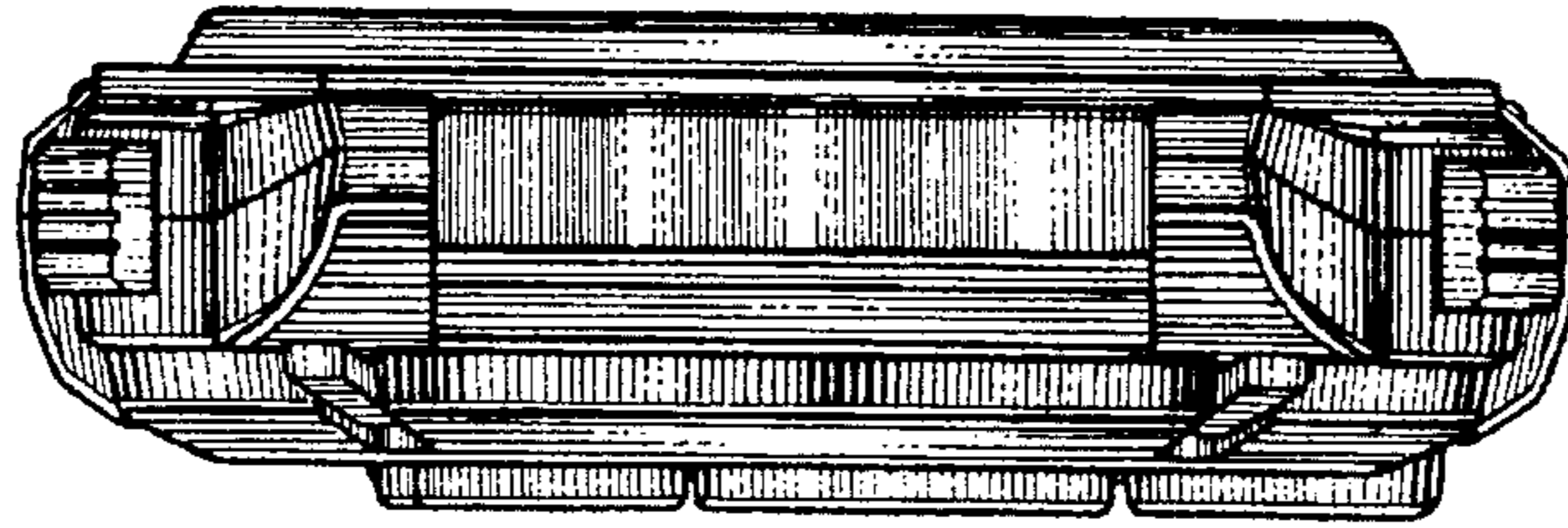


FIG. 3




FIG. 1

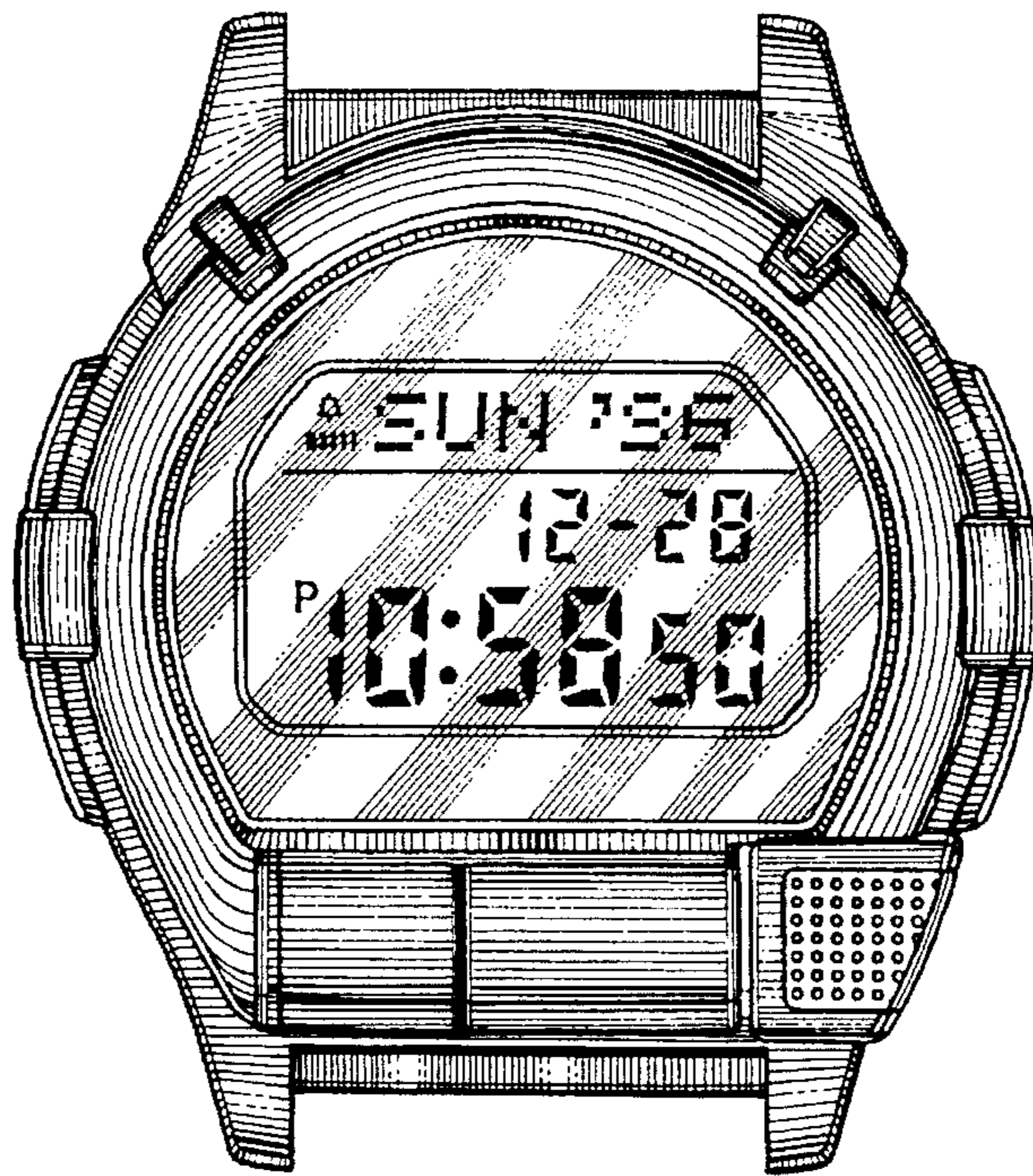


FIG. 2




FIG. 5

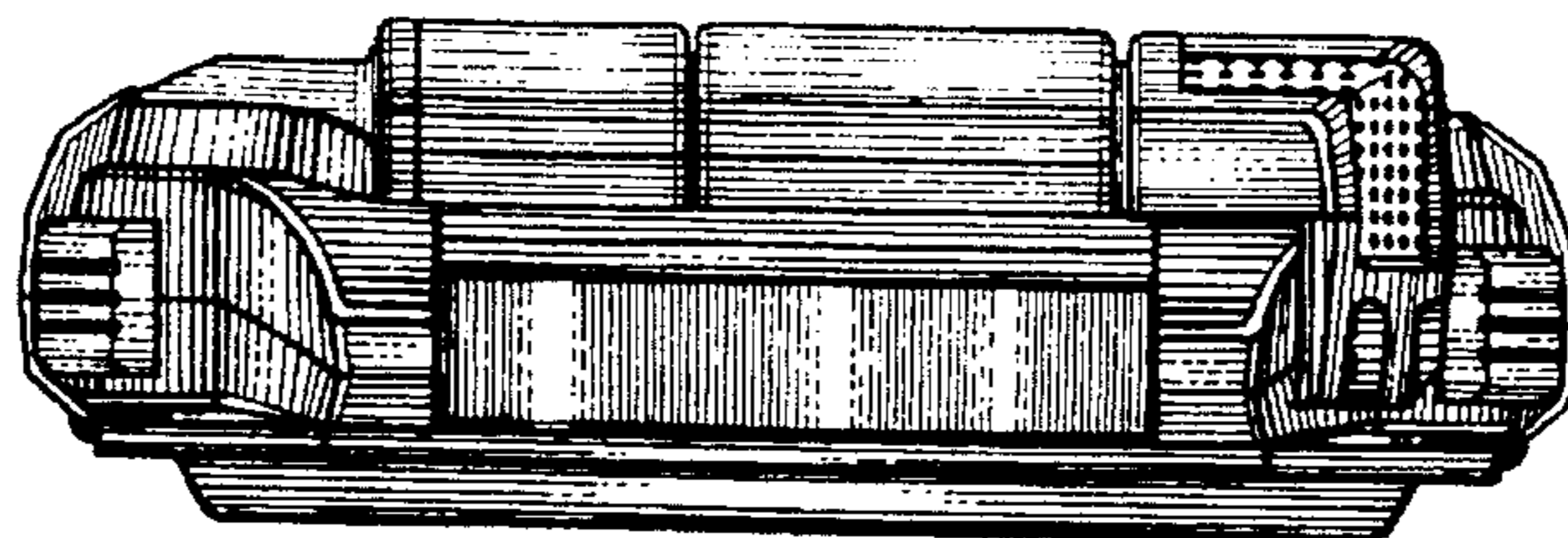


FIG. 6

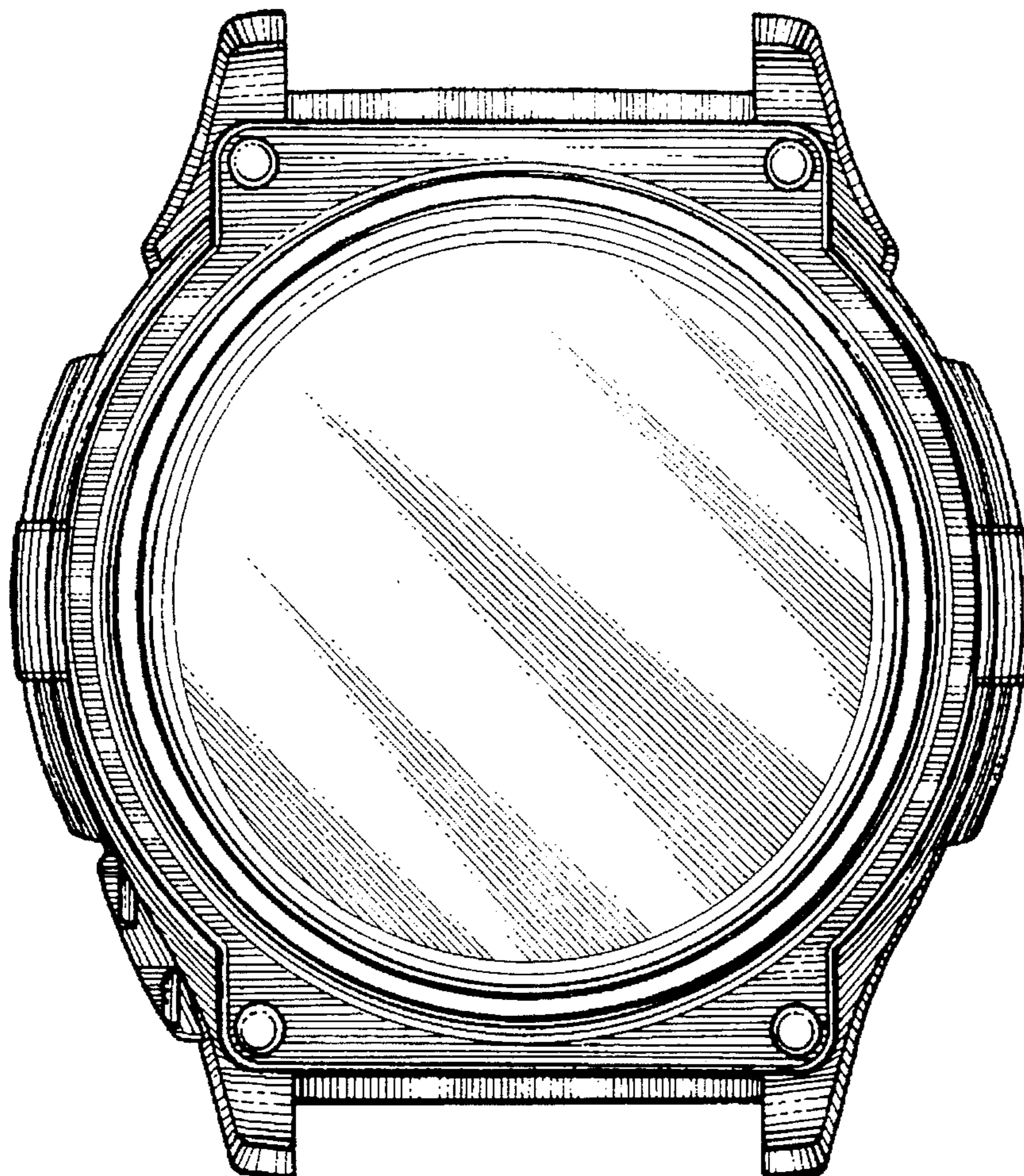


FIG. 7

