



US00D378631S

# United States Patent [19]

[11] Patent Number: **Des. 378,631**

Parker

[45] Date of Patent: **\*\*Apr. 1, 1997**

[54] **KEYCHAIN WITH HEATING MEANS FOR A KEY TO AID IN QUICK DEFROST OF AN AUTO LOCK**

D. 369,902 5/1996 Petruzzi ..... D3/208

*Primary Examiner*—Ralf Seifert

[76] Inventor: **James Parker**, 376 E. Washington, Bridgeport, Conn. 06608

### [57] CLAIM

[\*\*] Term: **14 Years**

The ornamental design for a keychain with heating means for a key to aid in quick defrost of an auto lock, as shown and described.

[21] Appl. No.: **48,234**

### DESCRIPTION

[22] Filed: **Dec. 22, 1995**

[52] U.S. Cl. .... **D3/208**

[58] Field of Search ..... D3/207-212; D8/29.2; 70/456 R, 456 B

FIG. 1 is a front elevational view of the keychain with heating means for a key to aid in quick defrost of an auto lock showing my new design;  
FIG. 2 is a rear elevational view thereof;  
FIG. 3 is a right view thereof;  
FIG. 4 is a left view thereof;  
FIG. 5 is a top plan view thereof;  
FIG. 6 is a bottom plan view thereof; and,  
FIG. 7 is an isometric view thereof.

### [56] References Cited

#### U.S. PATENT DOCUMENTS

D. 292,288	10/1987	Schwartz	.....	D3/208
D. 342,830	1/1994	Zeller	.....	D3/209
D. 352,600	11/1994	Steely	.....	D3/208
D. 356,440	3/1995	Stillwagon	.....	D3/208
D. 362,959	10/1995	Tran	.....	D3/208

The broken line showing of a key in FIG. 7 is for illustrative purposes only and forms no part of the claimed design.

**1 Claim, 3 Drawing Sheets**

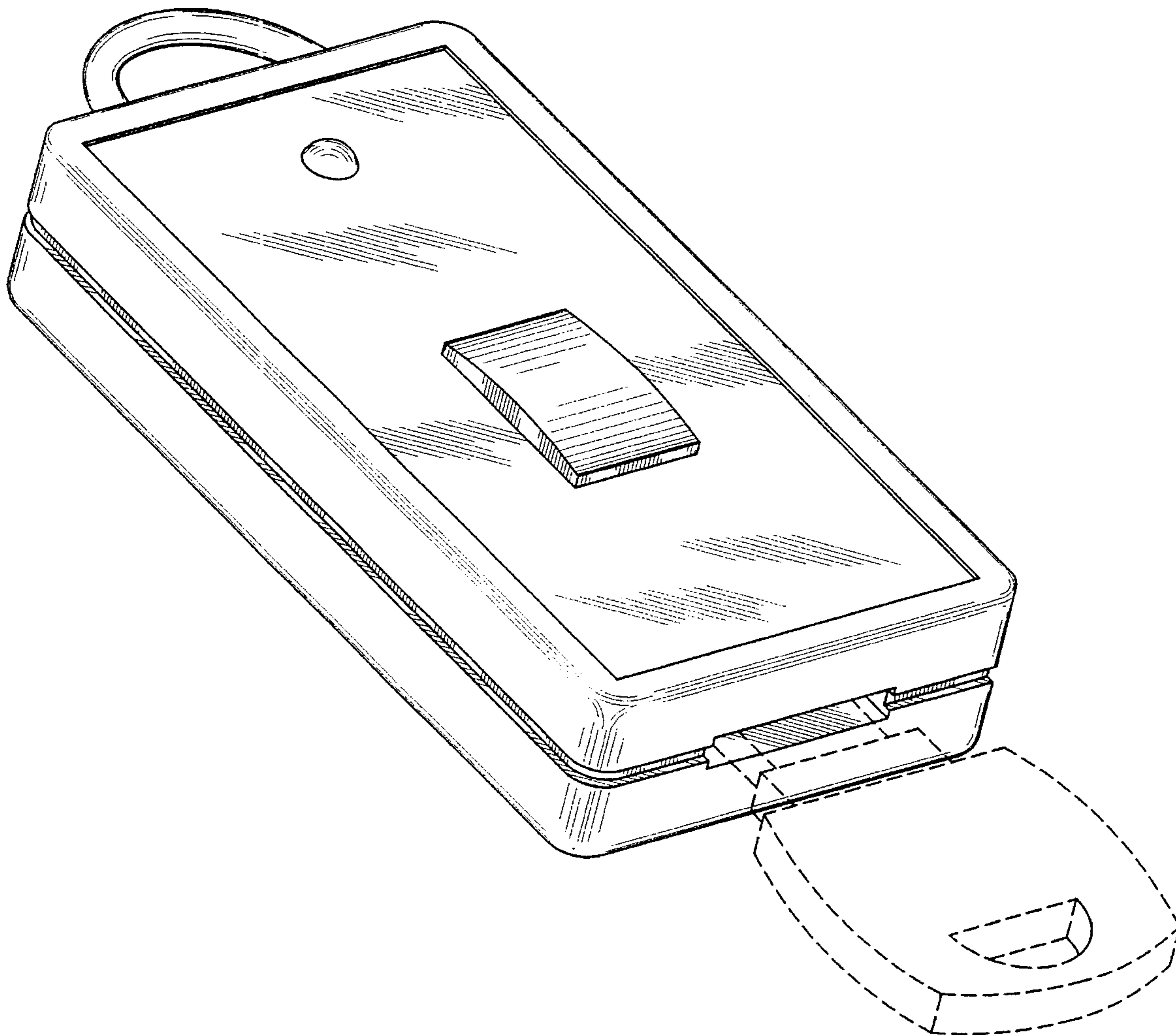


FIG. 1

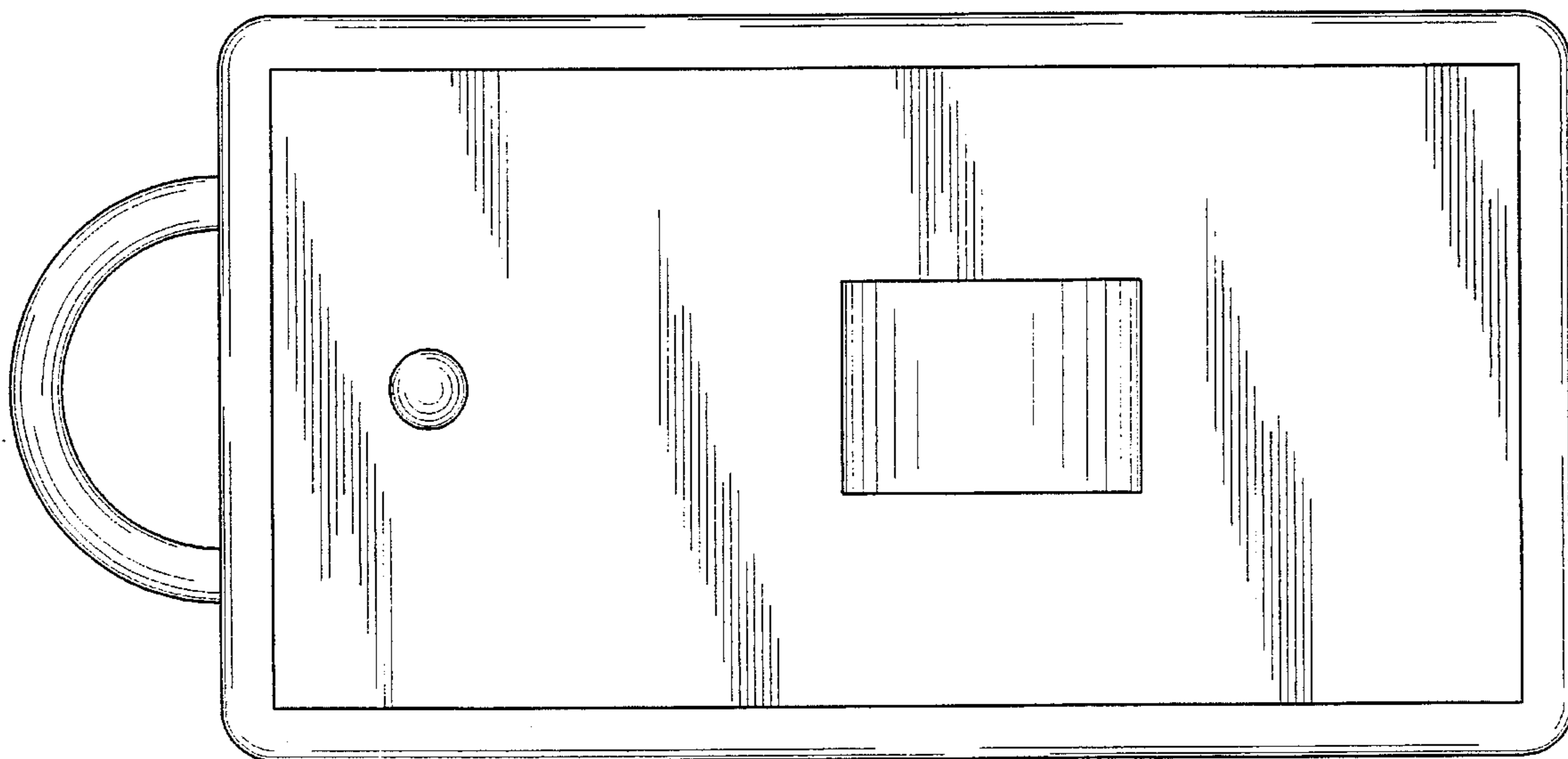


FIG. 2




FIG. 3

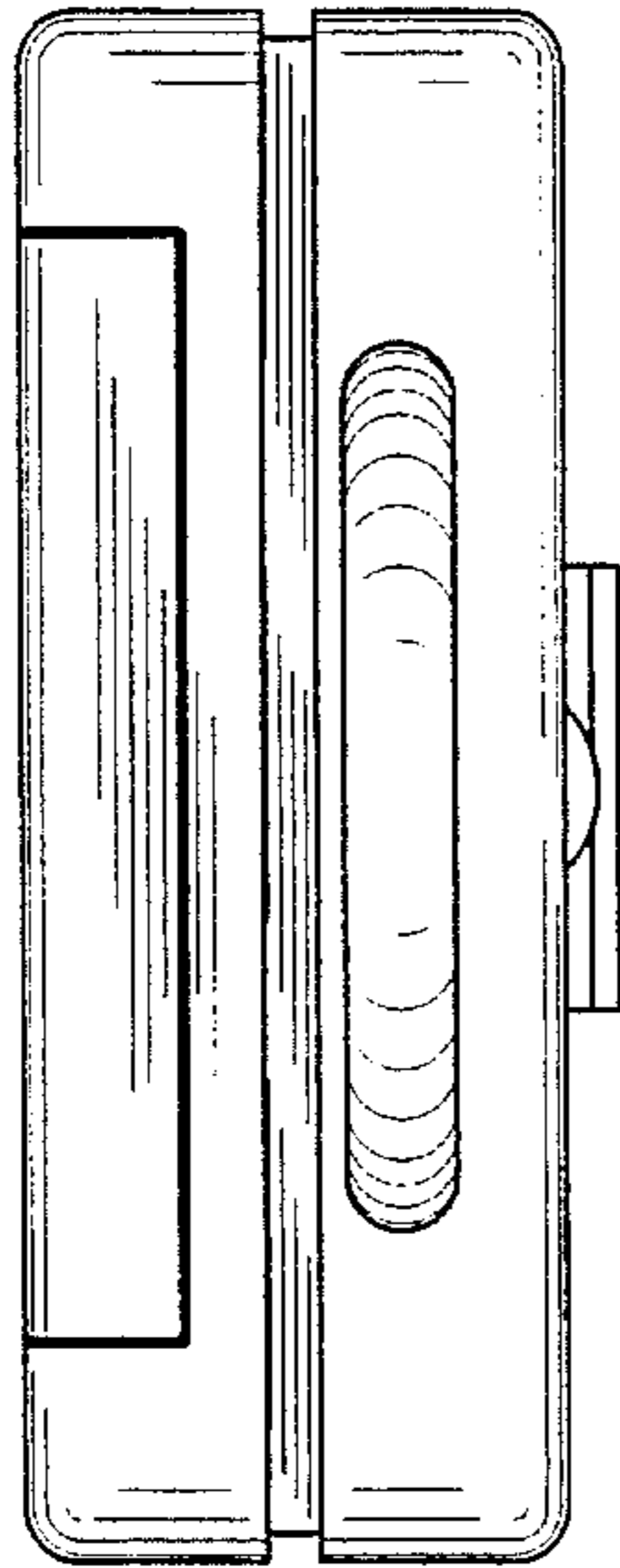


FIG. 4



FIG. 5

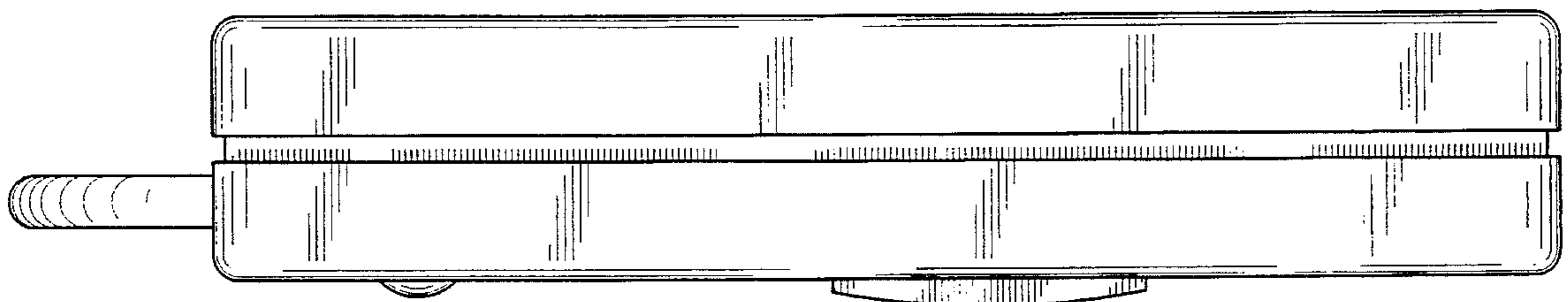


FIG. 6

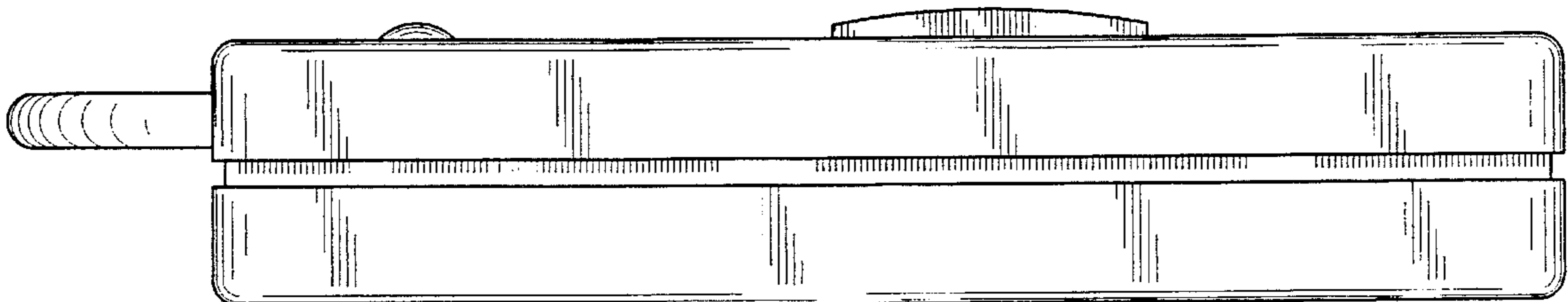


FIG. 7

