



US00D378630S

# United States Patent [19]

Carman

[11] Patent Number: **Des. 378,630**

[45] Date of Patent: **\*\*Apr. 1, 1997**

[54] **KEY HOLDER**

[76] Inventor: **Stephen M. Carman**, 5057 S. 4300 West, Hooper, Utah 84315

[\*\*] Term: **14 Years**

[21] Appl. No.: **41,402**

[22] Filed: **Jul. 13, 1995**

[52] U.S. Cl. .... **D3/207**

[58] Field of Search ..... D3/207-212; 24/3 K; 70/456 R, 456 B

[56] **References Cited**

**U.S. PATENT DOCUMENTS**

D. 309,830	8/1990	Kraus .....	D3/207
D. 317,275	6/1991	López .....	D11/202
D. 364,734	12/1995	Ben-Zeev et al. ....	D3/208
1,522,607	1/1925	Anderson .....	D3/207

*Primary Examiner*—Ralf Seifert  
*Attorney, Agent, or Firm*—A. Ray Osburn

[57] **CLAIM**

The ornamental design for a key holder, as shown and described.

**DESCRIPTION**

FIG. 1 is an upper left front perspective view of a key holder showing my new design;  
FIG. 2 is a front elevation view thereof;  
FIG. 3 is a left side elevation view thereof;  
FIG. 4 is a right side elevation view thereof;  
FIG. 5 is a top plan view thereof; and,  
FIG. 6 is a bottom plan view thereof, the key as shown in dashed lines in FIG. 1 form no part of my invention.

**1 Claim, 2 Drawing Sheets**

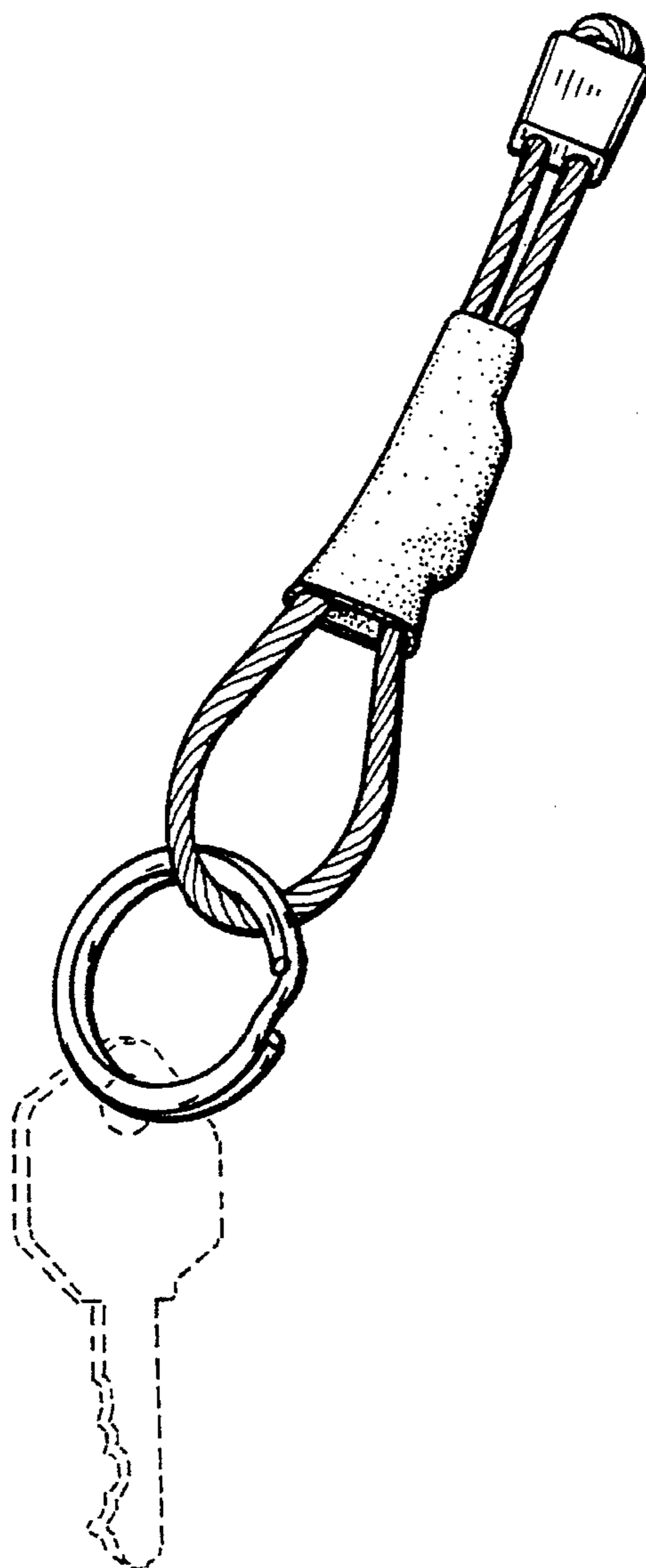
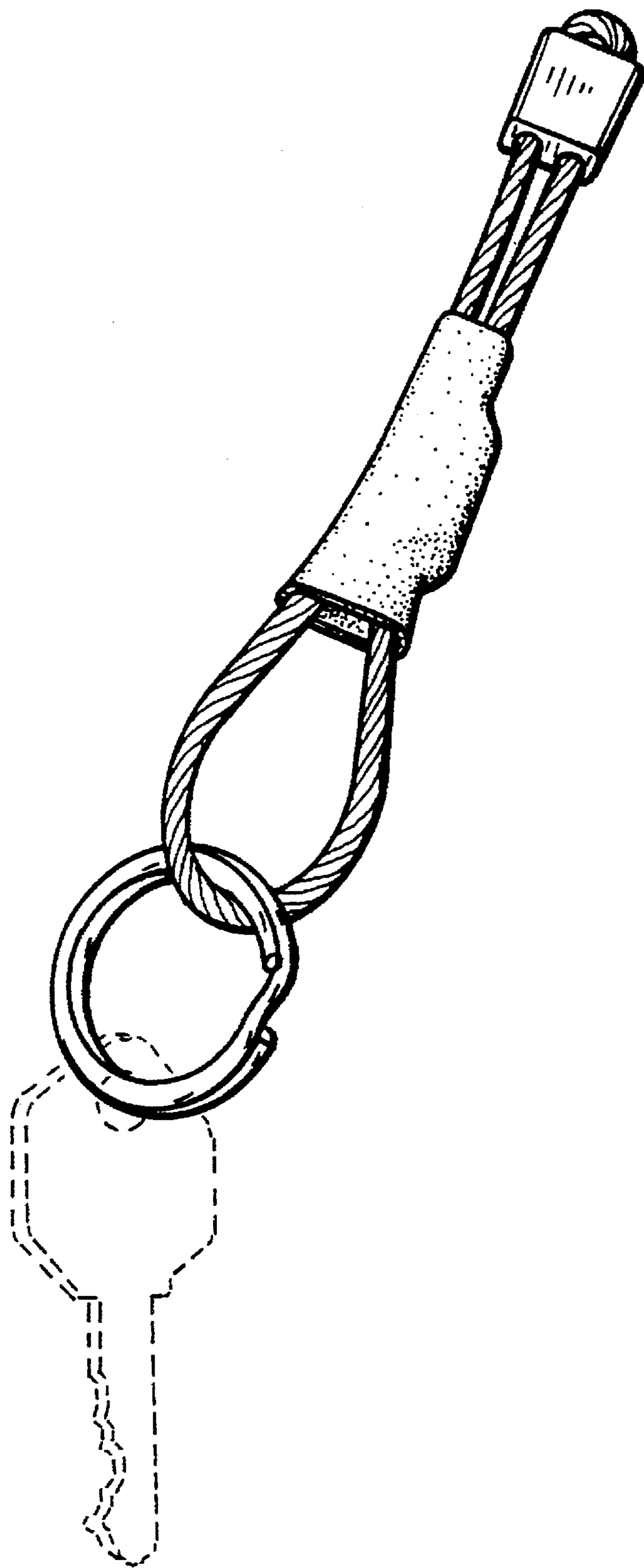


FIG. 1



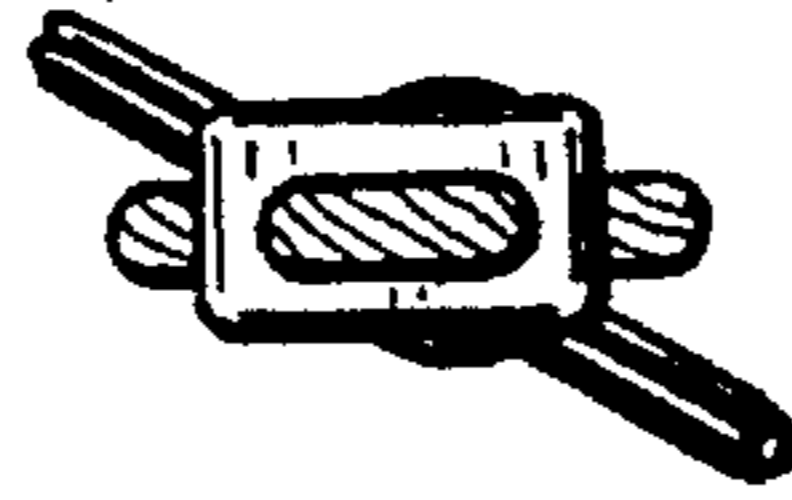


FIG. 5

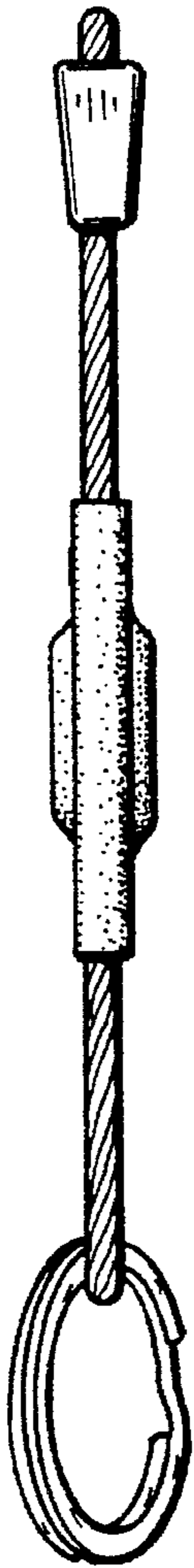


FIG. 3

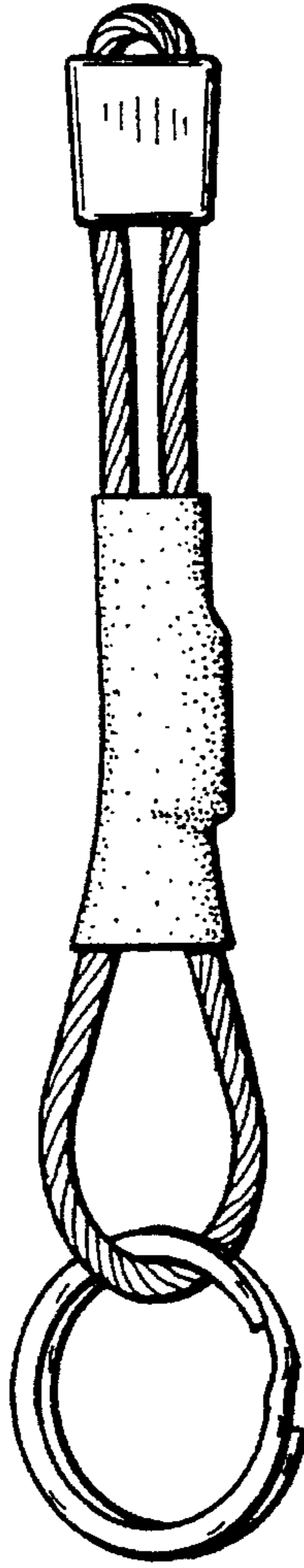


FIG. 2




FIG. 4




FIG. 6