



US00D378618S

United States Patent [19]

Segan

[11] Patent Number: **Des. 378,618**

[45] Date of Patent: ****Mar. 25, 1997**

[54] FLASHLIGHT

[75] Inventor: **Marc H. Segan**, New York, N.Y.

[73] Assignee: **M.H. Segan Limited Partnership**,
New York, N.Y.

[**] Term: **14 Years**

[21] Appl. No.: **46,093**

[22] Filed: **Nov. 7, 1995**

Related U.S. Application Data

[62] Division of Ser. No. 24,813, Jun. 21, 1994, Pat. No. Des. 367,487.

[52] U.S. Cl. **D26/37**

[58] Field of Search D26/37; D8/99;
362/200, 191, 201, 189, 196

[56] References Cited

U.S. PATENT DOCUMENTS

D. 153,733	5/1949	Schofield	D26/37
D. 154,532	7/1949	Clark	D26/37
D. 313,662	1/1991	Caires	D26/37

D. 314,632	2/1991	Van Brunschot	D26/37
D. 332,839	1/1993	Beckner, Jr.	D26/37
D. 361,633	8/1995	Chabria	D26/37
D. 362,735	9/1995	Hikomori	D26/37
D. 362,816	10/1995	Yuen	D26/37
4,442,478	4/1984	Stansbury	362/201
4,524,409	6/1985	Yakubek	362/200
4,731,712	3/1988	Amthor	362/201

Primary Examiner—Philip S. Hyder

Attorney, Agent, or Firm—Cohen, Pontani, Lieberman, Pavane


[57] CLAIM

The ornamental design for a flashlight, as shown and described.

DESCRIPTION

FIG. 1 is a perspective view of a flashlight incorporating my new design;
FIG. 2 is a top plan view thereof;
FIG. 3 is a front elevational view thereof;
FIG. 4 is a side elevational view thereof;
FIG. 5 is a rear elevational view thereof; and,
FIG. 6 is a bottom plan view thereof.

1 Claim, 2 Drawing Sheets



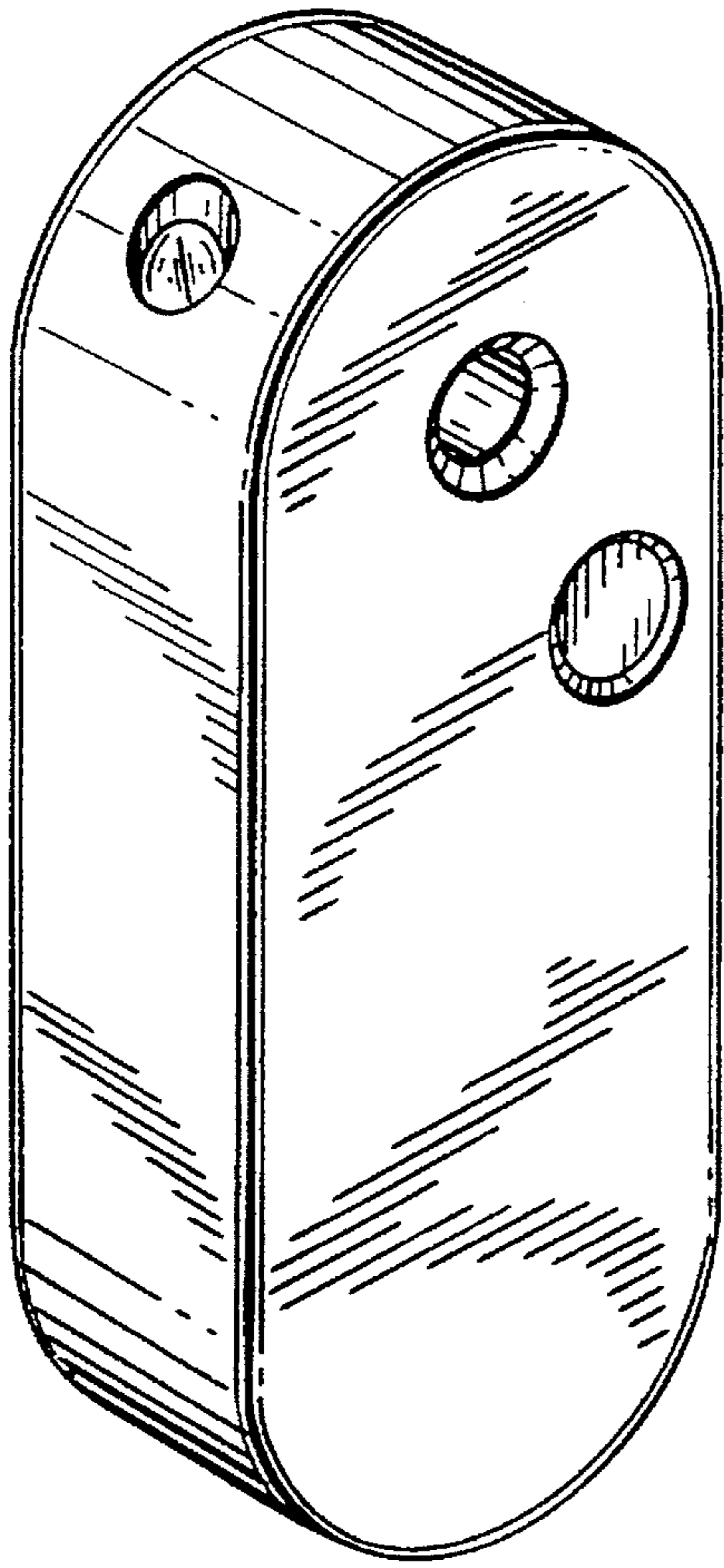


FIG. 1

FIG. 2




FIG. 3

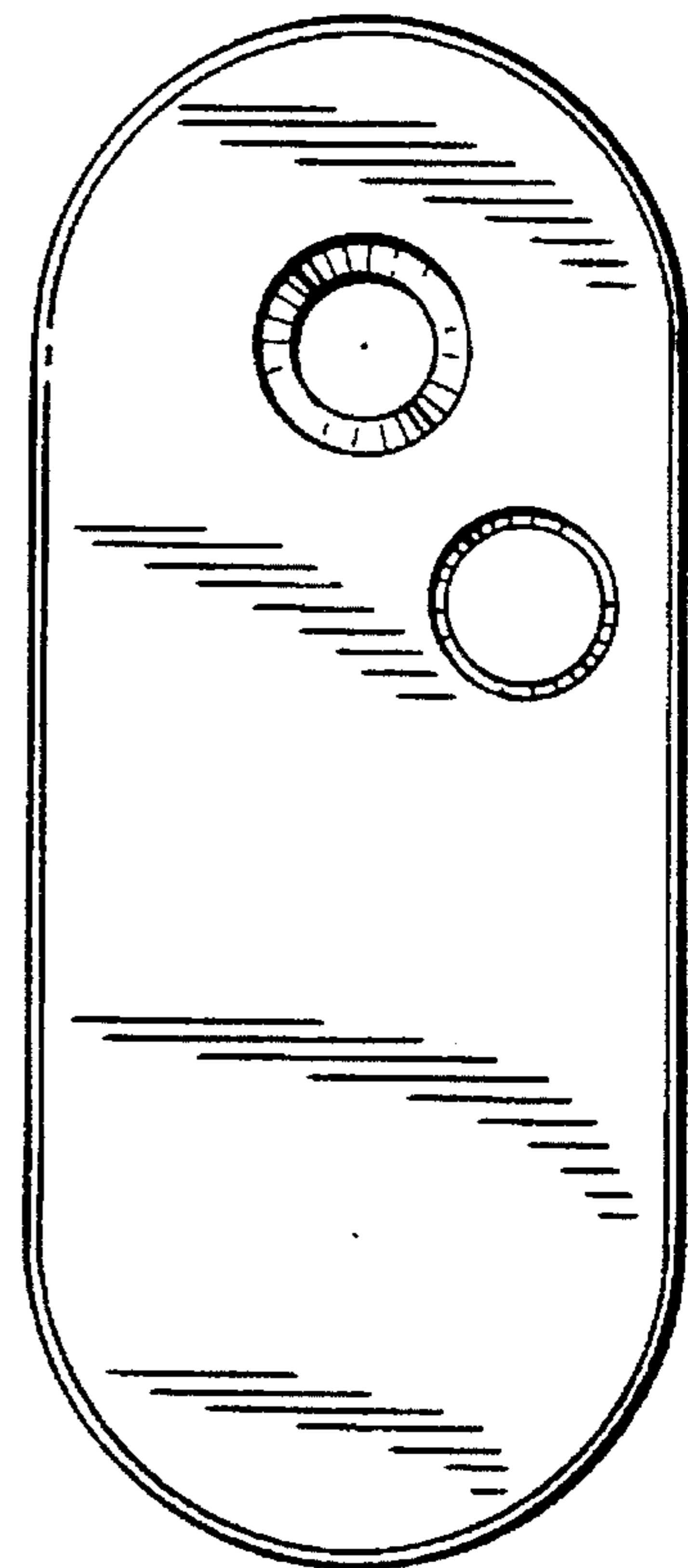


FIG. 4




FIG. 5




FIG. 6

