



US00D378601S

United States Patent [19] Sakuno

[11] Patent Number: **Des. 378,601**

[45] Date of Patent: ****Mar. 25, 1997**

[54] **BALLPOINT PEN**

[75] Inventor: **Makoto Sakuno**, Tokyo, Japan

[73] Assignee: **Kabushiki Kaisha Pilot**, Tokyo, Japan

[**] Term: **14 Years**

[21] Appl. No.: **52,413**

[22] Filed: **Mar. 29, 1996**

[30] **Foreign Application Priority Data**

Jun. 10, 1995 [JP] Japan 7-29969

[52] **U.S. Cl.** **D19/48; D19/51; D19/55; D19/56**

[58] **Field of Search** **D19/35, 36, 41-51, D19/53-58, 81-85; 401/99, 100, 103, 104, 6, 7, 88, 209**

[56] **References Cited**

U.S. PATENT DOCUMENTS

D. 269,189	5/1983	Sakaoka	D19/48
D. 338,038	8/1993	Oka	D19/48
D. 355,673	2/1995	Takahashi	D19/48
D. 356,598	3/1995	Thompson	D19/51
D. 358,842	5/1995	Shiau	D19/51 X
D. 363,084	10/1995	Hollington	D19/51

D. 364,424	11/1995	Shimizu	D19/51
D. 366,498	1/1996	Abe	D19/51
D. 367,076	2/1996	Gacia	D19/51
D. 368,738	4/1996	Osada	D19/51

Primary Examiner—Martie Thompson
Attorney, Agent, or Firm—Kanesaka & Takeuchi

[57] **CLAIM**

The ornamental design for a ballpoint pen, as shown and described.

DESCRIPTION

FIG. 1 is a front elevational view of a ballpoint pen showing my new design, with the writing tip in the retracted position; FIG. 2 is a rear view thereof; FIG. 3 is a right side view thereof, the left side view being symmetrical to the right side view; FIG. 4 is a top plan view thereof; FIG. 5 is a bottom plan view thereof; FIG. 6 is a right side view thereof with the writing tip in the extended position; FIG. 7 is a magnified cross sectional view taken along line 7—7 in FIG. 1; and, FIG. 8 is a magnified cross sectional view taken along line 8—8 in FIG. 1.

1 Claim, 2 Drawing Sheets

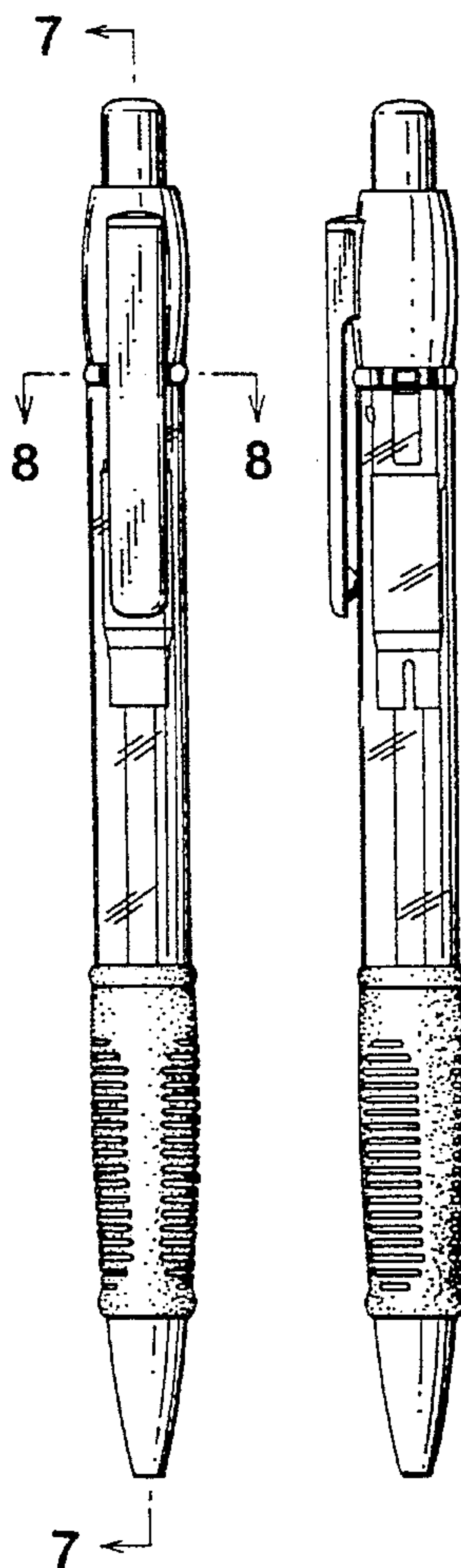


FIG. 1

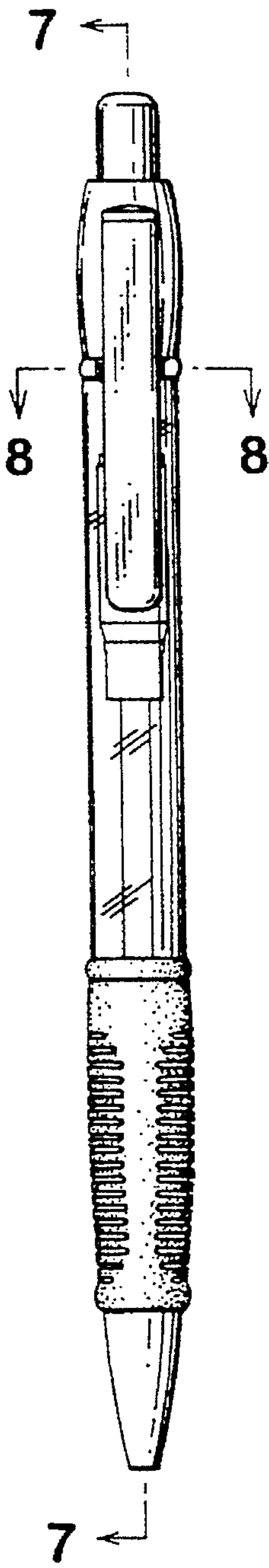


FIG. 2



FIG. 3

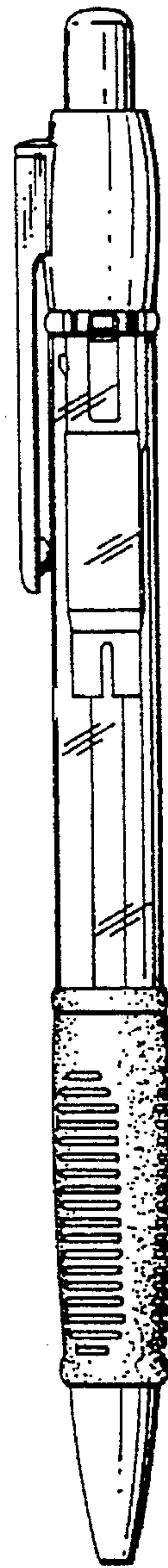


FIG. 4

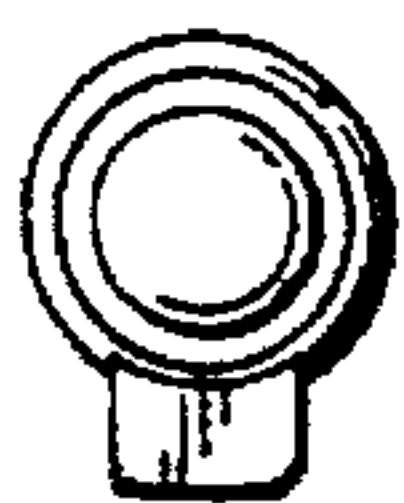


FIG. 5

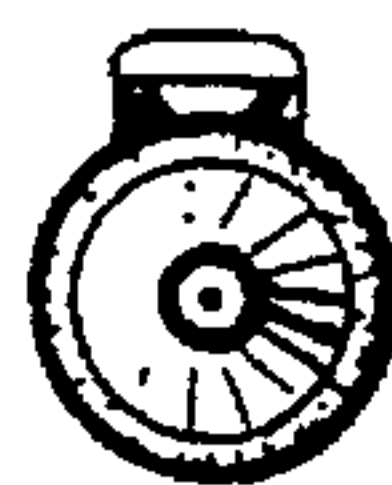


FIG. 6



FIG. 7

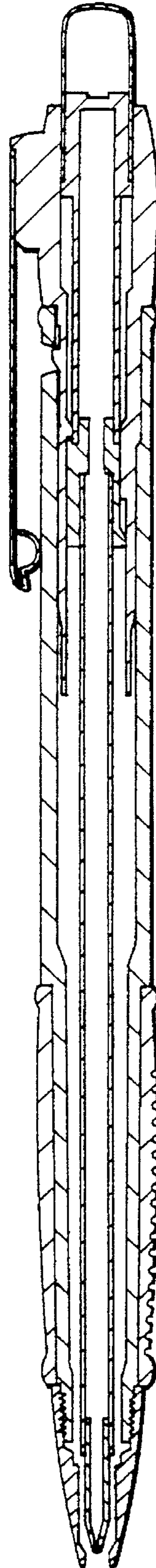


FIG. 8

