



US00D378598S

United States Patent [19]

Chiba et al.

[11] Patent Number: **Des. 378,598**

[45] Date of Patent: ****Mar. 25, 1997**

[54] **LASER BEAM PRINTER**

[75] Inventors: **Toshimi Chiba; Naoki Tashiro**, both of Kawasaki, Japan

[73] Assignee: **Canon Kabushiki Kaisha**, Tokyo, Japan

[**] Term: **14 Years**

[21] Appl. No.: **48,405**

[22] Filed: **Dec. 28, 1995**

[30] **Foreign Application Priority Data**

Jun. 28, 1995 [JP] Japan 7-18662

[52] U.S. Cl. **D18/55**

[58] Field of Search D18/50, 54-55;
400/691-694, 690.1-690.4, 613, 613.1-613.4

[56] **References Cited**

U.S. PATENT DOCUMENTS

D. 278,713	5/1985	Juliana	D18/54
D. 309,321	7/1990	Bellini	D18/54
D. 318,288	7/1991	Tashiro .		
D. 318,483	7/1991	Tashiro	D18/55
D. 319,656	9/1991	Tashiro et al.	D18/54
D. 321,002	10/1991	Tashiro et al.	D18/54
D. 326,110	5/1992	Tashiro et al.	D18/55
D. 336,919	6/1993	Chiba	D18/55
D. 337,607	7/1993	Ito et al.	D18/54
D. 338,229	8/1993	Tashiro et al.	D18/55
D. 343,194	1/1994	Tashiro et al.	D18/55
D. 343,636	1/1994	Horie et al.	D18/55
D. 343,858	2/1994	Tashiro et al.	D18/55

D. 344,286	2/1994	Sugimoto	D18/55
D. 355,927	2/1995	Chiba	D18/55
D. 358,838	5/1995	Chiba	D18/55
D. 369,181	4/1996	Kobayashi	D18/55
D. 369,617	5/1996	Sato	D18/54
D. 369,827	5/1996	Mukai	D18/55
D. 370,025	5/1996	Weng	D18/50
D. 371,158	6/1996	Yoshida	D18/50

OTHER PUBLICATIONS

Pinwriter® P5200/P5300 User's Guide; Nov.-1988; Cover page drawing.
Circuit City Supplement in Washington Post Newspaper; Canon Bubble Jet 200 Printer.

Primary Examiner—Cathy Anne MacCormac
Attorney, Agent, or Firm—Fitzpatrick, Cella, Harper & Scinto

[57] **CLAIM**

The ornamental design for a laser beam printer, as shown and described.

DESCRIPTION

FIG. 1 is a front view of a laser beam printer showing our new design;
FIG. 2 is a rear view thereof;
FIG. 3 is a top plan view thereof;
FIG. 4 is a bottom plan view thereof;
FIG. 5 is a left side view thereof;
FIG. 6 is a right side view thereof; and,
FIG. 7 is a perspective view thereof.

1 Claim, 4 Drawing Sheets

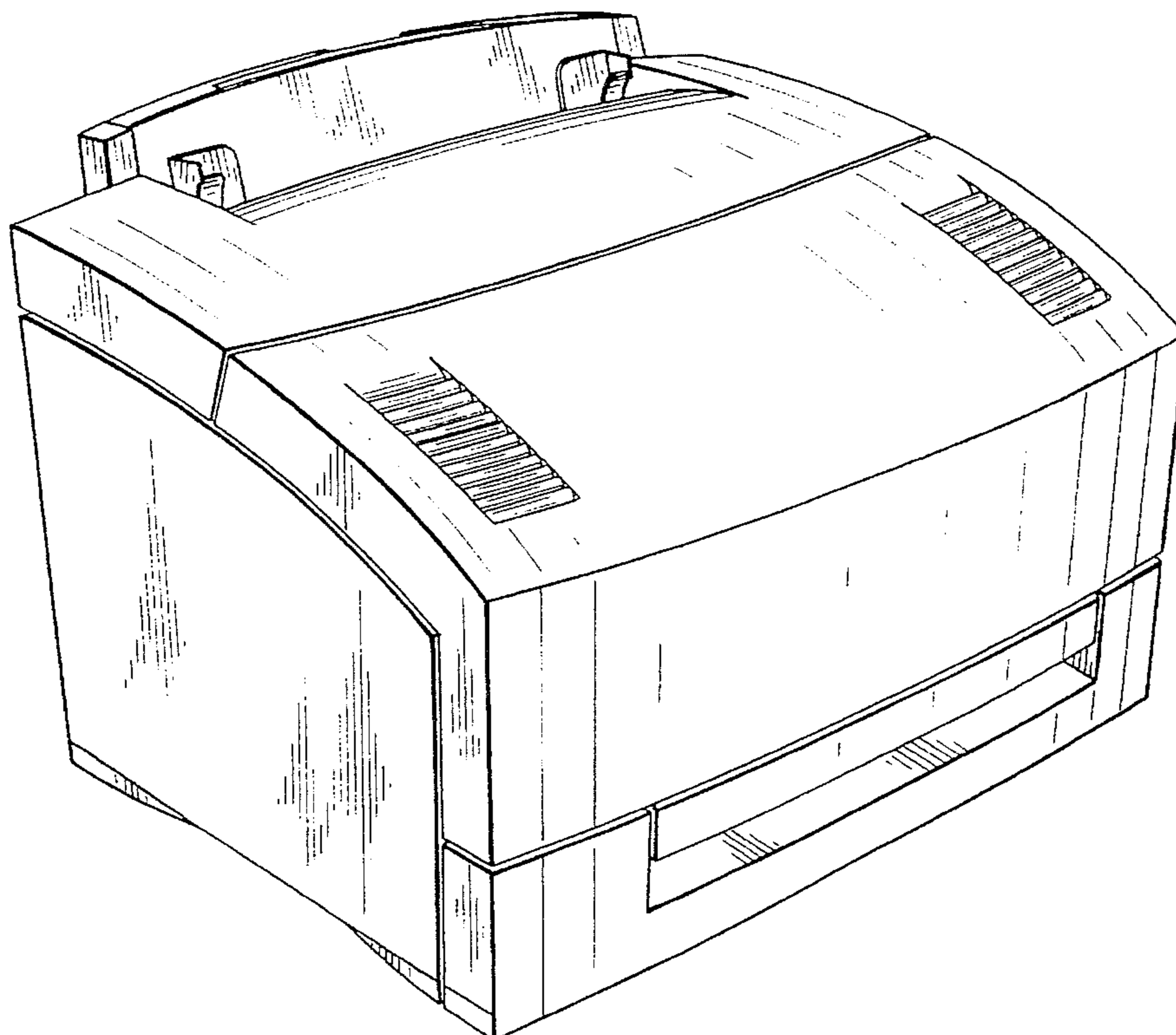


FIG. 1

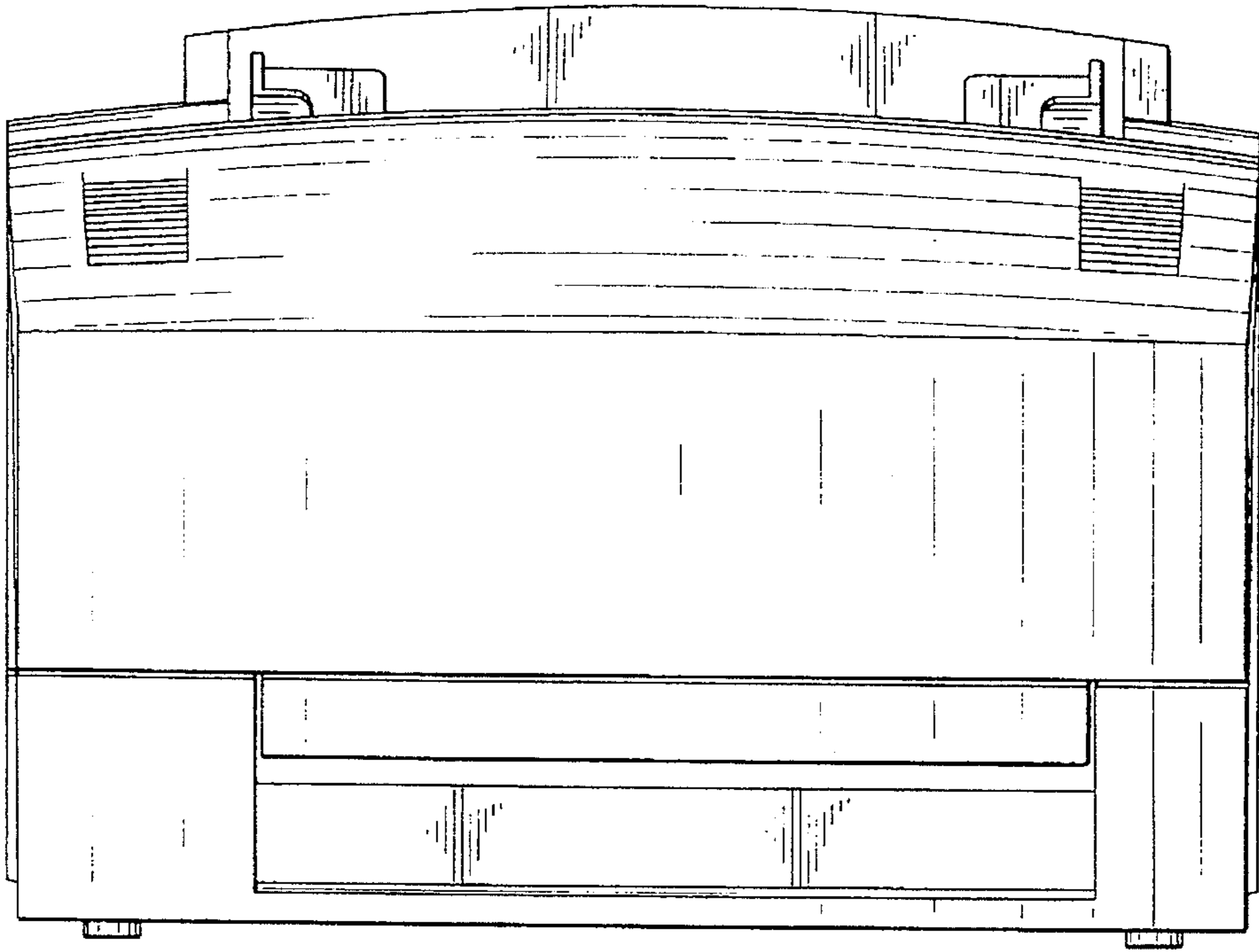


FIG. 2

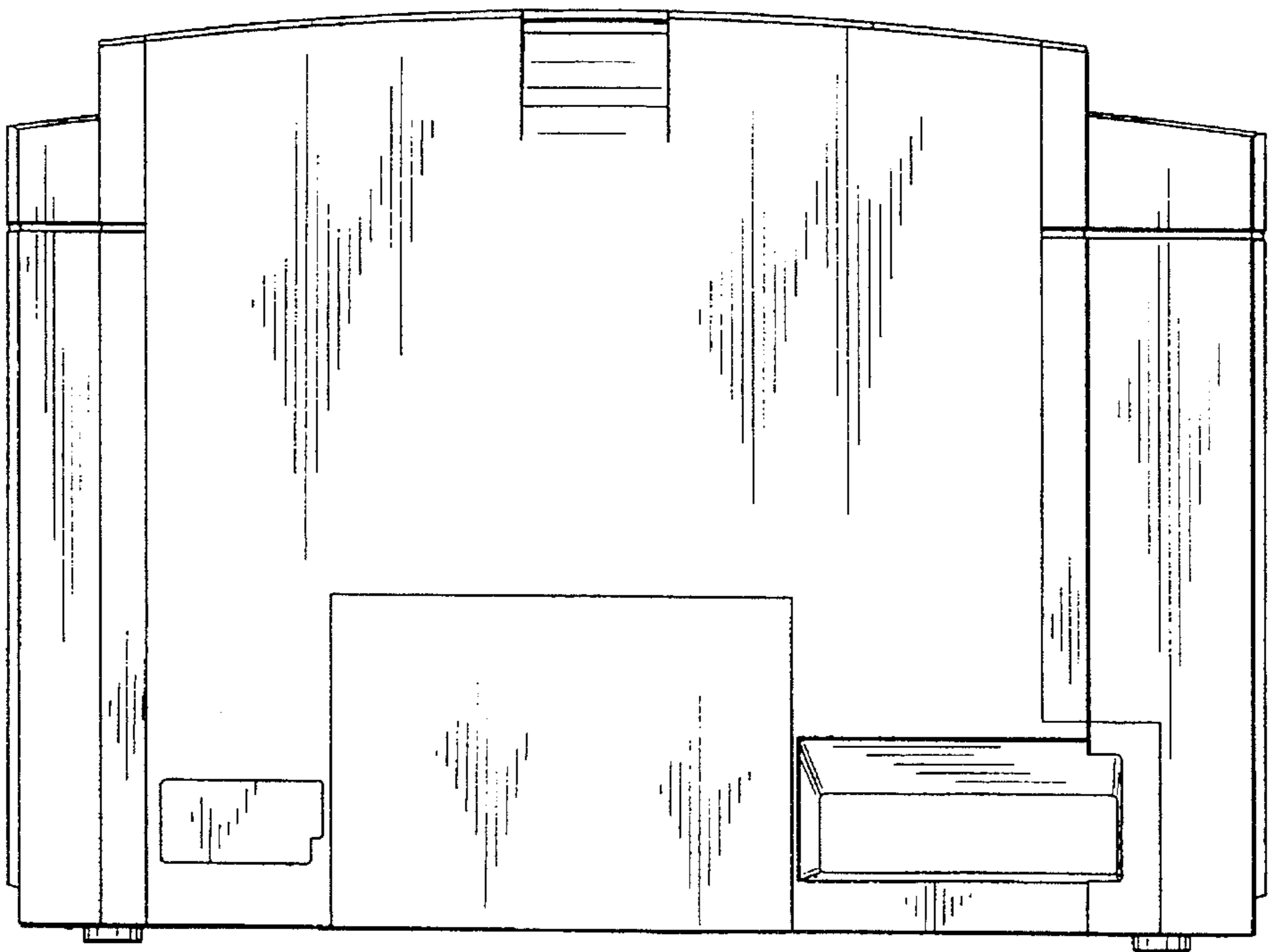


FIG. 3

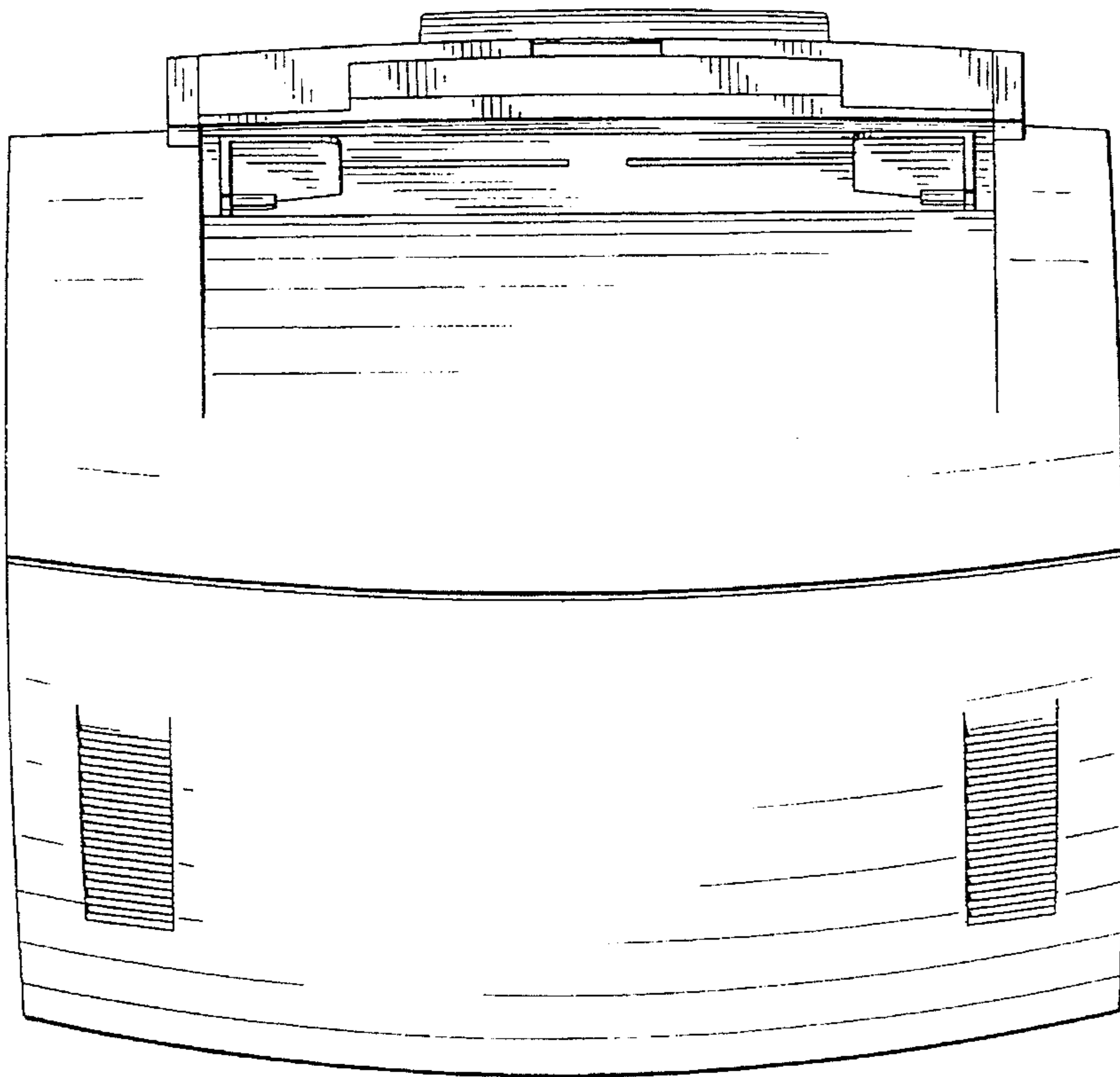


FIG. 4

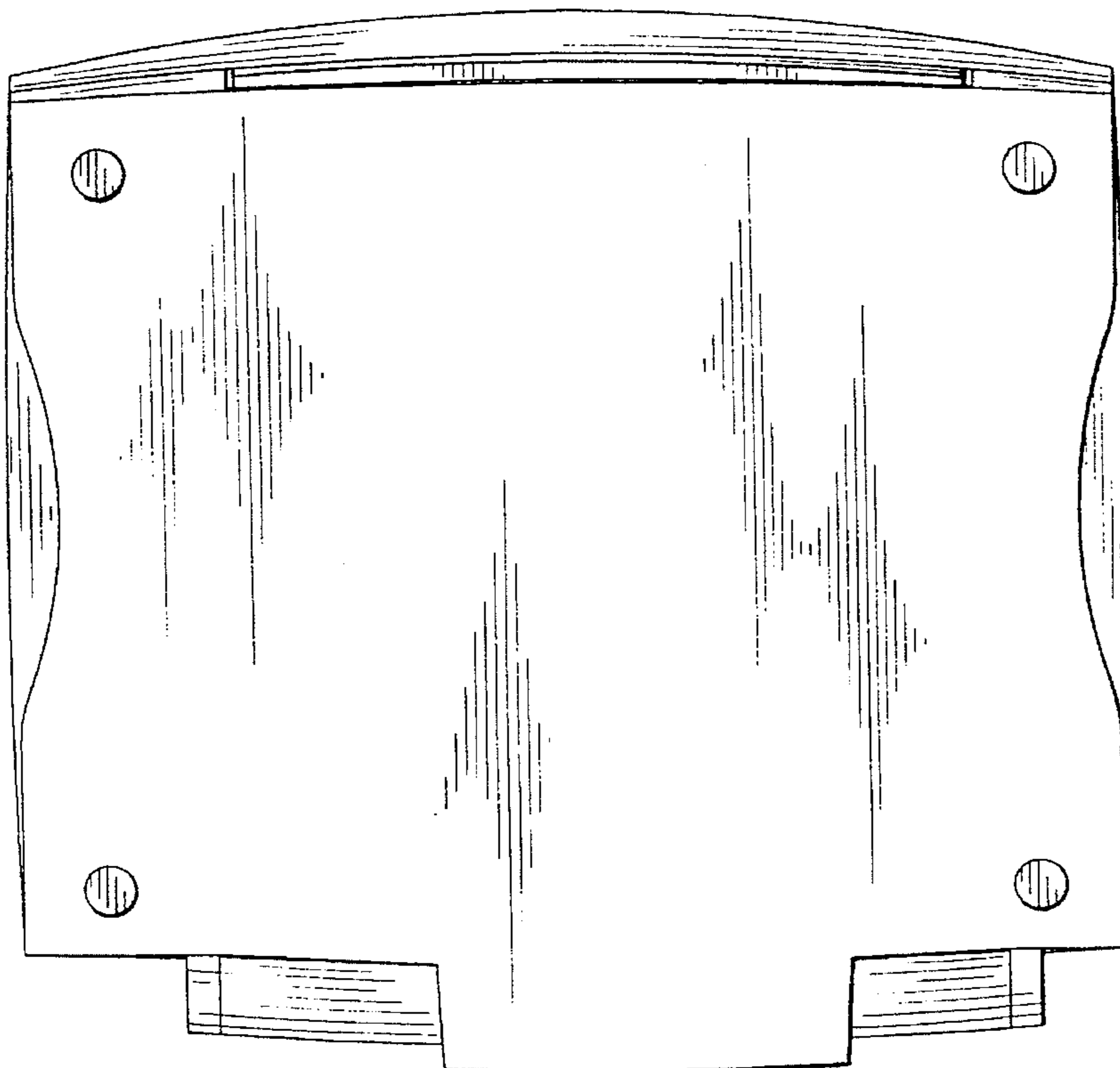


FIG. 5

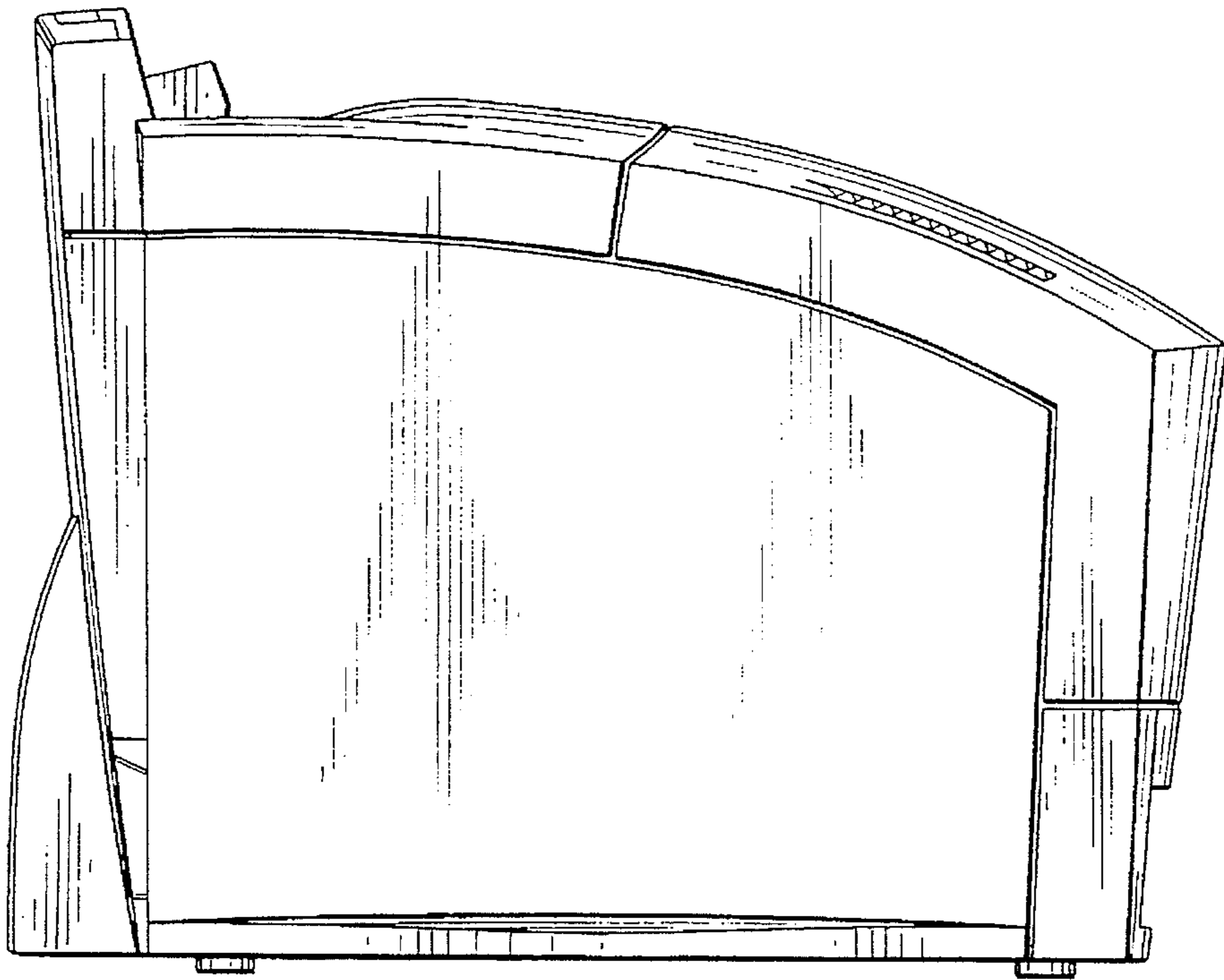


FIG. 6




FIG. 7

