



US00D378593S

**United States Patent** [19]  
**Bingham**

[11] **Patent Number: Des. 378,593**

[45] **Date of Patent: \*\*Mar. 25, 1997**

[54] **CONCRETE FORM TYING DEVICE**

[76] Inventor: **Jeffrey B. Bingham**, Rte. 9, Box 91-B,  
Jacksonville, Tex. 75766

[\*\*] Term: **14 Years**

[21] Appl. No.: **42,711**

[22] Filed: **Jul. 20, 1995**

[52] U.S. Cl. .... **D15/136; D15/199**

[58] Field of Search ..... **D15/136, 199;**  
**249/213-218**

[56] **References Cited**

**U.S. PATENT DOCUMENTS**

D. 288,328	2/1987	Scott	.....	D15/136
5,234,654	8/1993	Brooks	.....	249/213
5,431,368	7/1995	Wilde	.....	249/213

*Primary Examiner*—Antoine Duval Davis  
*Attorney, Agent, or Firm*—Ronald B. Sefrna

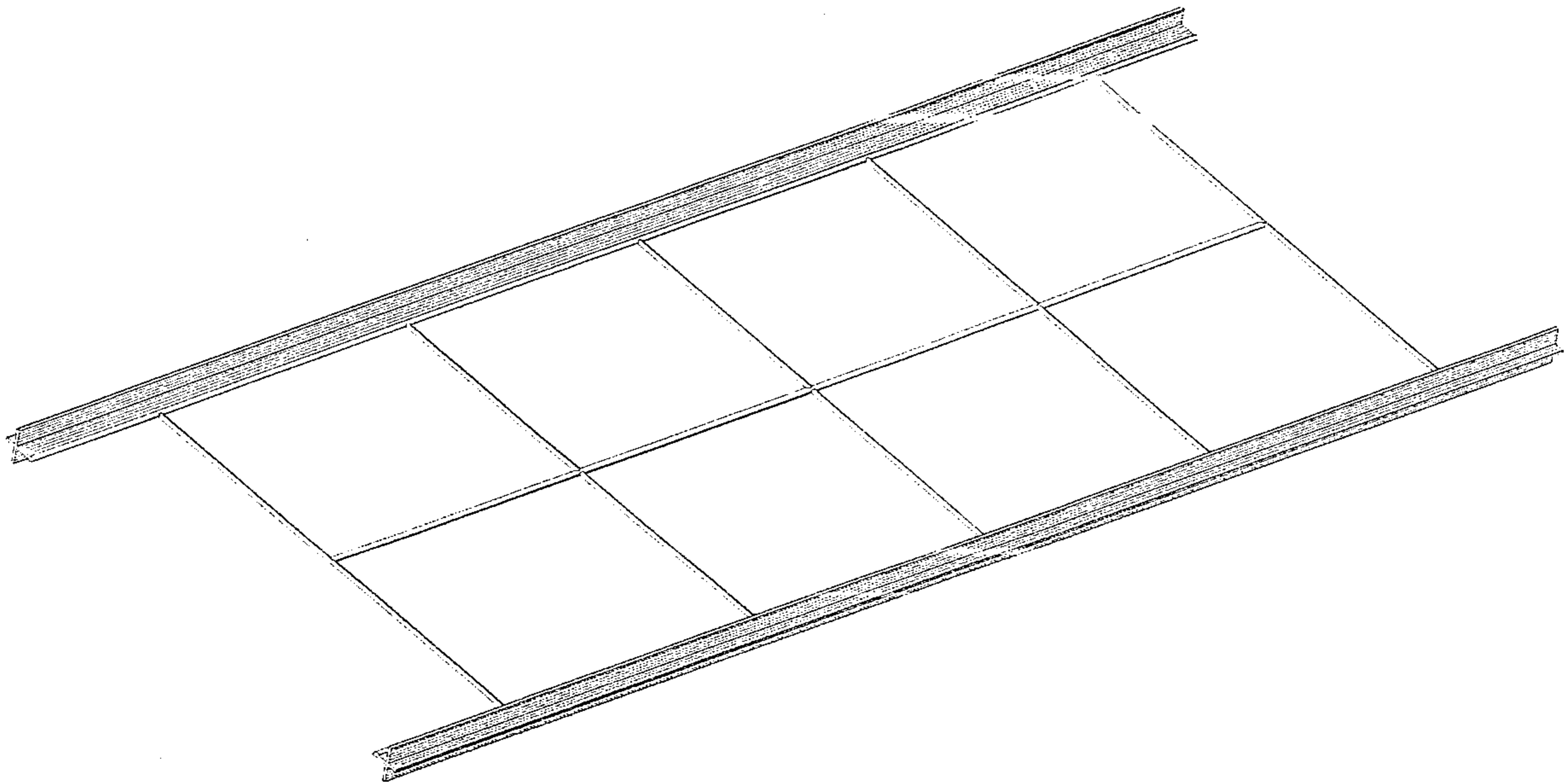
[57] **CLAIM**

The ornamental design for a concrete form tying device, as shown and described.

**DESCRIPTION**

FIG. 1 is an isometric view of the concrete form tying device of the invention, showing my new and ornamental design; FIG. 2 is a top plan view of the concrete form tying device of the invention; FIG. 3 is a side elevation view of the concrete form tying device of the invention, from one of the two identical sides; and, FIG. 4 is an end elevation view of the concrete form tying device of the invention, from one of the two identical ends.

**1 Claim, 4 Drawing Sheets**



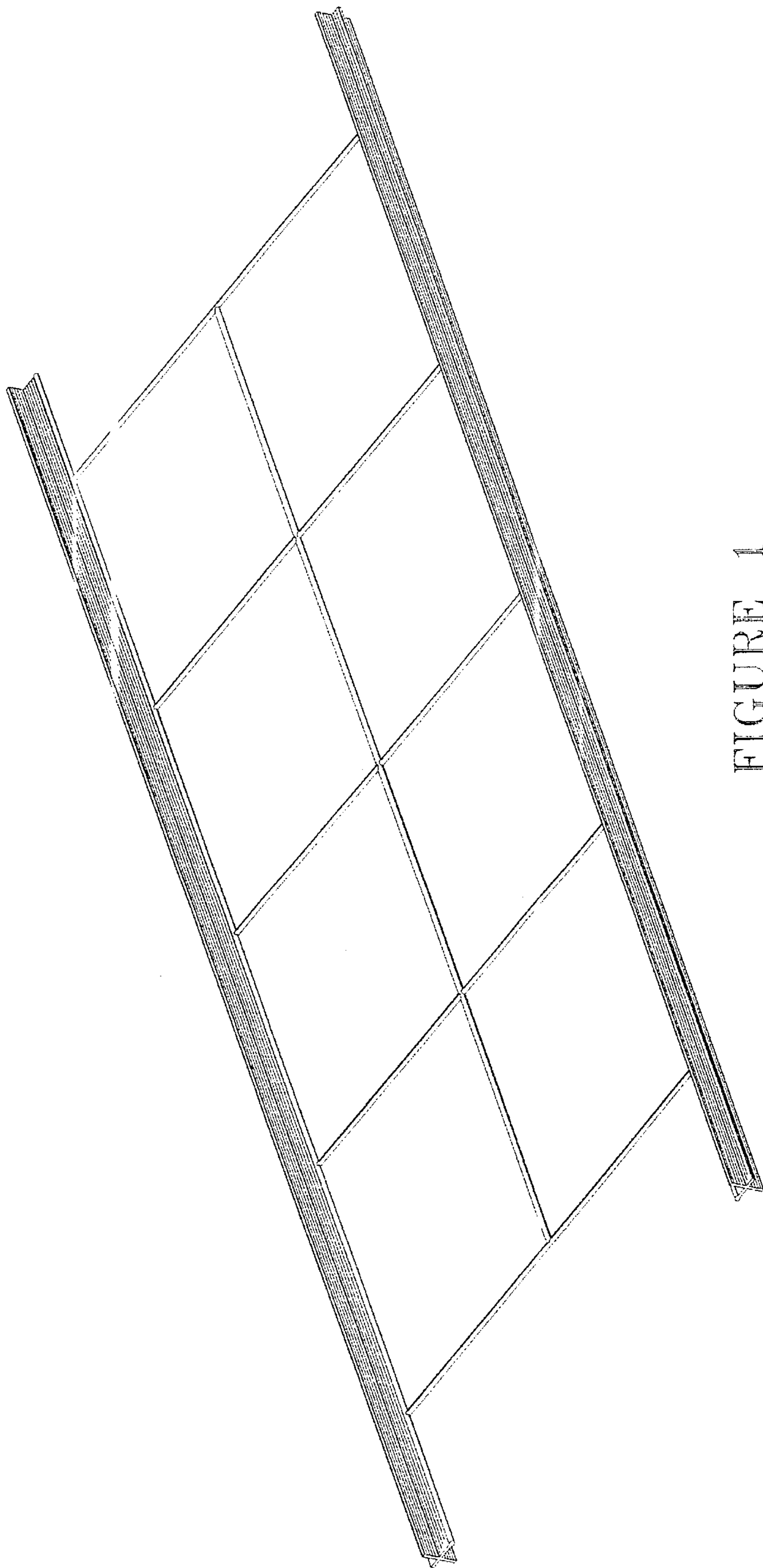


FIGURE 1




FIGURE 2



FIGURE 3

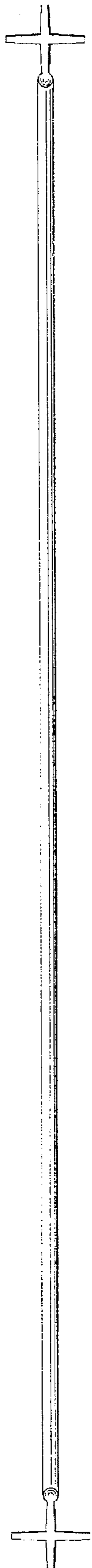


FIGURE 4